

2014-2015 SCHOLAR OUTREACH SCORECARD

21ST CENTURY CHARTER SCH OF GARY

	Local Scholars	All Scholars
Student Enrollment Eligible students enrolled in the Scholars program by June 30th of their 8th grade year	29%	41%
ScholarTrack Registration Scholars who have a ScholarTrack account that records their completion of Scholar Success Program requirements	11%	49%
Scholar Success Program Completion Scholars completing all required Scholar Success Program activities for their grade level	0%	26%
Academic Performance Scholar earning at least the minimum cumulative 2.5 GPA required to earn the 21st Century Scholarship	48%	62%
FAFSA Completion Scholars filing the Free Application for Federal Student Aid (FAFSA) by March 10th of their high school senior year	52%	74%

N/A indicates that a value could not be calculated due to inapplicability of data, or because the denominator was zero.

STUDENT ENROLLMENT: Defined as the percentage of eligible 8th grade students who are enrolled in the Scholars program as a percentage of the total of 8th grade Free and Reduced Lunch Program population for the 2014-2015 academic year. Field may be listed as 'N/A' due to unavailability of Free and Reduced Lunch data. Similarly, enrollment may exceed 100% for schools in which the Scholar population exceeds that eighth grade free and reduced lunch population.

SCHOLARTRACK REGISTRATION: Defined as the percentage of high school Scholars who are required to participate in the Scholar Success Program (graduation classes of 2017, 2018, and 2019) who have registered for a ScholarTrack account.

SCHOLAR SUCCESS PROGRAM COMPLETION: Defined as the percentage of high school Scholars who are required to participate in the Scholar Success Program who have completed all required Scholar Success Program activities during their respective cohort year.

ACADEMIC PERFORMANCE: Defined as the percentage of senior Scholars (class of 2015) who achieved a minimum GPA of 2.5 or higher

FAFSA COMPLETION: Defined as the percentage of high school senior Scholars (class of 2015) who filed the Free Application for Federal Student Aid (FAFSA) by the state deadline of March 10, 2015

Scholars.IN.gov



2014-2015 SCHOLAR OUTREACH SCORECARD

ADAMS CENTRAL COMMUNITY SCHOOLS

	Local Scholars	All Scholars
Student Enrollment Eligible students enrolled in the Scholars program by June 30th of their 8th grade year	39%	41%
ScholarTrack Registration Scholars who have a ScholarTrack account that records their completion of Scholar Success Program requirements	96%	49%
Scholar Success Program Completion Scholars completing all required Scholar Success Program activities for their grade level	50%	26%
Academic Performance Scholar earning at least the minimum cumulative 2.5 GPA required to earn the 21st Century Scholarship	88%	62%
FAFSA Completion Scholars filing the Free Application for Federal Student Aid (FAFSA) by March 10th of their high school senior year	88%	74%

N/A indicates that a value could not be calculated due to inapplicability of data, or because the denominator was zero.

STUDENT ENROLLMENT: Defined as the percentage of eligible 8th grade students who are enrolled in the Scholars program as a percentage of the total of 8th grade Free and Reduced Lunch Program population for the 2014-2015 academic year. Field may be listed as 'N/A' due to unavailability of Free and Reduced Lunch data. Similarly, enrollment may exceed 100% for schools in which the Scholar population exceeds that eighth grade free and reduced lunch population.

SCHOLARTRACK REGISTRATION: Defined as the percentage of high school Scholars who are required to participate in the Scholar Success Program (graduation classes of 2017, 2018, and 2019) who have registered for a ScholarTrack account.

SCHOLAR SUCCESS PROGRAM COMPLETION: Defined as the percentage of high school Scholars who are required to participate in the Scholar Success Program who have completed all required Scholar Success Program activities during their respective cohort year.

ACADEMIC PERFORMANCE: Defined as the percentage of senior Scholars (class of 2015) who achieved a minimum GPA of 2.5 or higher

FAFSA COMPLETION: Defined as the percentage of high school senior Scholars (class of 2015) who filed the Free Application for Federal Student Aid (FAFSA) by the state deadline of March 10, 2015

Scholars.IN.gov



A program of the Indiana Commission for Higher Education

2014-2015 SCHOLAR OUTREACH SCORECARD

ALEXANDRIA COM SCHOOL CORP

	Local Scholars	All Scholars
Student Enrollment Eligible students enrolled in the Scholars program by June 30th of their 8th grade year	64%	41%
ScholarTrack Registration Scholars who have a ScholarTrack account that records their completion of Scholar Success Program requirements	64%	49%
Scholar Success Program Completion Scholars completing all required Scholar Success Program activities for their grade level	38%	26%
Academic Performance Scholar earning at least the minimum cumulative 2.5 GPA required to earn the 21st Century Scholarship	73%	62%
FAFSA Completion Scholars filing the Free Application for Federal Student Aid (FAFSA) by March 10th of their high school senior year	81%	74%

N/A indicates that a value could not be calculated due to inapplicability of data, or because the denominator was zero.

STUDENT ENROLLMENT: Defined as the percentage of eligible 8th grade students who are enrolled in the Scholars program as a percentage of the total of 8th grade Free and Reduced Lunch Program population for the 2014-2015 academic year. Field may be listed as 'N/A' due to unavailability of Free and Reduced Lunch data. Similarly, enrollment may exceed 100% for schools in which the Scholar population exceeds that eighth grade free and reduced lunch population.

SCHOLARTRACK REGISTRATION: Defined as the percentage of high school Scholars who are required to participate in the Scholar Success Program (graduation classes of 2017, 2018, and 2019) who have registered for a ScholarTrack account.

SCHOLAR SUCCESS PROGRAM COMPLETION: Defined as the percentage of high school Scholars who are required to participate in the Scholar Success Program who have completed all required Scholar Success Program activities during their respective cohort year.

ACADEMIC PERFORMANCE: Defined as the percentage of senior Scholars (class of 2015) who achieved a minimum GPA of 2.5 or higher

FAFSA COMPLETION: Defined as the percentage of high school senior Scholars (class of 2015) who filed the Free Application for Federal Student Aid (FAFSA) by the state deadline of March 10, 2015

Scholars.IN.gov



A program of the Indiana Commission for Higher Education

2014-2015 SCHOLAR OUTREACH SCORECARD

ANDERSON COMMUNITY SCHOOL CORP

	Local Scholars	All Scholars
Student Enrollment Eligible students enrolled in the Scholars program by June 30th of their 8th grade year	N/A	41%
ScholarTrack Registration Scholars who have a ScholarTrack account that records their completion of Scholar Success Program requirements	28%	49%
Scholar Success Program Completion Scholars completing all required Scholar Success Program activities for their grade level	12%	26%
Academic Performance Scholar earning at least the minimum cumulative 2.5 GPA required to earn the 21st Century Scholarship	47%	62%
FAFSA Completion Scholars filing the Free Application for Federal Student Aid (FAFSA) by March 10th of their high school senior year	60%	74%

N/A indicates that a value could not be calculated due to inapplicability of data, or because the denominator was zero.

STUDENT ENROLLMENT: Defined as the percentage of eligible 8th grade students who are enrolled in the Scholars program as a percentage of the total of 8th grade Free and Reduced Lunch Program population for the 2014-2015 academic year. Field may be listed as 'N/A' due to unavailability of Free and Reduced Lunch data. Similarly, enrollment may exceed 100% for schools in which the Scholar population exceeds that eighth grade free and reduced lunch population.

SCHOLARTRACK REGISTRATION: Defined as the percentage of high school Scholars who are required to participate in the Scholar Success Program (graduation classes of 2017, 2018, and 2019) who have registered for a ScholarTrack account.

SCHOLAR SUCCESS PROGRAM COMPLETION: Defined as the percentage of high school Scholars who are required to participate in the Scholar Success Program who have completed all required Scholar Success Program activities during their respective cohort year.

ACADEMIC PERFORMANCE: Defined as the percentage of senior Scholars (class of 2015) who achieved a minimum GPA of 2.5 or higher

FAFSA COMPLETION: Defined as the percentage of high school senior Scholars (class of 2015) who filed the Free Application for Federal Student Aid (FAFSA) by the state deadline of March 10, 2015

Scholars.IN.gov



A program of the Indiana Commission for Higher Education

2014-2015 SCHOLAR OUTREACH SCORECARD

ANDERSON PREPARATORY ACADEMY

	Local Scholars	All Scholars
Student Enrollment Eligible students enrolled in the Scholars program by June 30th of their 8th grade year	78%	41%
ScholarTrack Registration Scholars who have a ScholarTrack account that records their completion of Scholar Success Program requirements	35%	49%
Scholar Success Program Completion Scholars completing all required Scholar Success Program activities for their grade level	16%	26%
Academic Performance Scholar earning at least the minimum cumulative 2.5 GPA required to earn the 21st Century Scholarship	78%	62%
FAFSA Completion Scholars filing the Free Application for Federal Student Aid (FAFSA) by March 10th of their high school senior year	83%	74%

N/A indicates that a value could not be calculated due to inapplicability of data, or because the denominator was zero.

STUDENT ENROLLMENT: Defined as the percentage of eligible 8th grade students who are enrolled in the Scholars program as a percentage of the total of 8th grade Free and Reduced Lunch Program population for the 2014-2015 academic year. Field may be listed as 'N/A' due to unavailability of Free and Reduced Lunch data. Similarly, enrollment may exceed 100% for schools in which the Scholar population exceeds that eighth grade free and reduced lunch population.

SCHOLARTRACK REGISTRATION: Defined as the percentage of high school Scholars who are required to participate in the Scholar Success Program (graduation classes of 2017, 2018, and 2019) who have registered for a ScholarTrack account.

SCHOLAR SUCCESS PROGRAM COMPLETION: Defined as the percentage of high school Scholars who are required to participate in the Scholar Success Program who have completed all required Scholar Success Program activities during their respective cohort year.

ACADEMIC PERFORMANCE: Defined as the percentage of senior Scholars (class of 2015) who achieved a minimum GPA of 2.5 or higher

FAFSA COMPLETION: Defined as the percentage of high school senior Scholars (class of 2015) who filed the Free Application for Federal Student Aid (FAFSA) by the state deadline of March 10, 2015

Scholars.IN.gov



2014-2015 SCHOLAR OUTREACH SCORECARD

ANDREW J BROWN ACADEMY

	Local Scholars	All Scholars
Student Enrollment Eligible students enrolled in the Scholars program by June 30th of their 8th grade year	33%	41%
ScholarTrack Registration Scholars who have a ScholarTrack account that records their completion of Scholar Success Program requirements	N/A	49%
Scholar Success Program Completion Scholars completing all required Scholar Success Program activities for their grade level	N/A	26%
Academic Performance Scholar earning at least the minimum cumulative 2.5 GPA required to earn the 21st Century Scholarship	N/A	62%
FAFSA Completion Scholars filing the Free Application for Federal Student Aid (FAFSA) by March 10th of their high school senior year	N/A	74%

N/A indicates that a value could not be calculated due to inapplicability of data, or because the denominator was zero.

STUDENT ENROLLMENT: Defined as the percentage of eligible 8th grade students who are enrolled in the Scholars program as a percentage of the total of 8th grade Free and Reduced Lunch Program population for the 2014-2015 academic year. Field may be listed as 'N/A' due to unavailability of Free and Reduced Lunch data. Similarly, enrollment may exceed 100% for schools in which the Scholar population exceeds that eighth grade free and reduced lunch population.

SCHOLARTRACK REGISTRATION: Defined as the percentage of high school Scholars who are required to participate in the Scholar Success Program (graduation classes of 2017, 2018, and 2019) who have registered for a ScholarTrack account.

SCHOLAR SUCCESS PROGRAM COMPLETION: Defined as the percentage of high school Scholars who are required to participate in the Scholar Success Program who have completed all required Scholar Success Program activities during their respective cohort year.

ACADEMIC PERFORMANCE: Defined as the percentage of senior Scholars (class of 2015) who achieved a minimum GPA of 2.5 or higher

FAFSA COMPLETION: Defined as the percentage of high school senior Scholars (class of 2015) who filed the Free Application for Federal Student Aid (FAFSA) by the state deadline of March 10, 2015

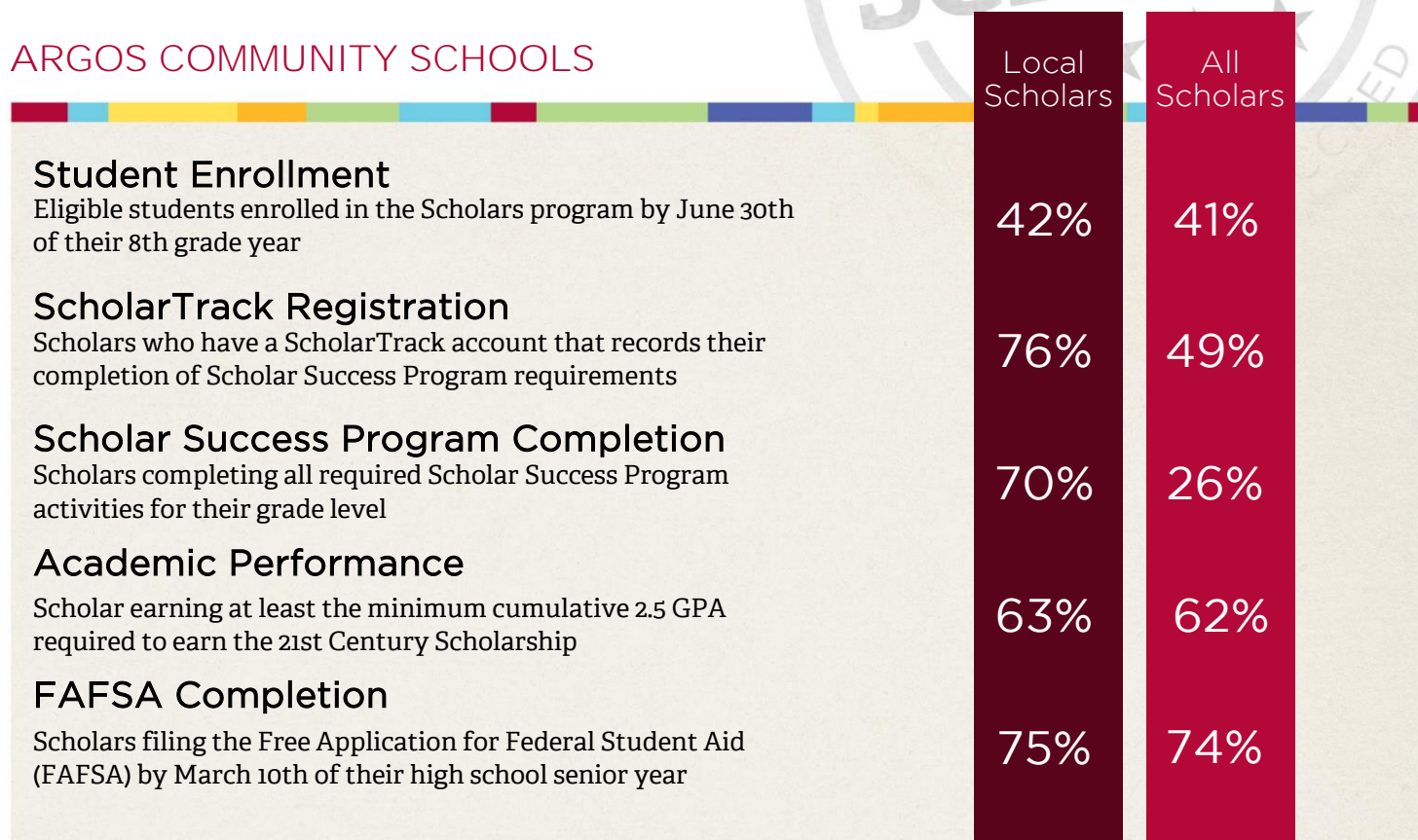
Scholars.IN.gov



A program of the Indiana Commission for Higher Education

2014-2015 SCHOLAR OUTREACH SCORECARD

ARGOS COMMUNITY SCHOOLS



N/A indicates that a value could not be calculated due to inapplicability of data, or because the denominator was zero.

STUDENT ENROLLMENT: Defined as the percentage of eligible 8th grade students who are enrolled in the Scholars program as a percentage of the total of 8th grade Free and Reduced Lunch Program population for the 2014-2015 academic year. Field may be listed as 'N/A' due to unavailability of Free and Reduced Lunch data. Similarly, enrollment may exceed 100% for schools in which the Scholar population exceeds that eighth grade free and reduced lunch population.

SCHOLARTRACK REGISTRATION: Defined as the percentage of high school Scholars who are required to participate in the Scholar Success Program (graduation classes of 2017, 2018, and 2019) who have registered for a ScholarTrack account.

SCHOLAR SUCCESS PROGRAM COMPLETION: Defined as the percentage of high school Scholars who are required to participate in the Scholar Success Program who have completed all required Scholar Success Program activities during their respective cohort year.

ACADEMIC PERFORMANCE: Defined as the percentage of senior Scholars (class of 2015) who achieved a minimum GPA of 2.5 or higher

FAFSA COMPLETION: Defined as the percentage of high school senior Scholars (class of 2015) who filed the Free Application for Federal Student Aid (FAFSA) by the state deadline of March 10, 2015

Scholars.IN.gov



2014-2015 SCHOLAR OUTREACH SCORECARD

ASPIRE CHARTER ACADEMY

	Local Scholars	All Scholars
Student Enrollment Eligible students enrolled in the Scholars program by June 30th of their 8th grade year	12%	41%
ScholarTrack Registration Scholars who have a ScholarTrack account that records their completion of Scholar Success Program requirements	N/A	49%
Scholar Success Program Completion Scholars completing all required Scholar Success Program activities for their grade level	N/A	26%
Academic Performance Scholar earning at least the minimum cumulative 2.5 GPA required to earn the 21st Century Scholarship	N/A	62%
FAFSA Completion Scholars filing the Free Application for Federal Student Aid (FAFSA) by March 10th of their high school senior year	N/A	74%

N/A indicates that a value could not be calculated due to inapplicability of data, or because the denominator was zero.

STUDENT ENROLLMENT: Defined as the percentage of eligible 8th grade students who are enrolled in the Scholars program as a percentage of the total of 8th grade Free and Reduced Lunch Program population for the 2014-2015 academic year. Field may be listed as 'N/A' due to unavailability of Free and Reduced Lunch data. Similarly, enrollment may exceed 100% for schools in which the Scholar population exceeds that eighth grade free and reduced lunch population.

SCHOLARTRACK REGISTRATION: Defined as the percentage of high school Scholars who are required to participate in the Scholar Success Program (graduation classes of 2017, 2018, and 2019) who have registered for a ScholarTrack account.

SCHOLAR SUCCESS PROGRAM COMPLETION: Defined as the percentage of high school Scholars who are required to participate in the Scholar Success Program who have completed all required Scholar Success Program activities during their respective cohort year.

ACADEMIC PERFORMANCE: Defined as the percentage of senior Scholars (class of 2015) who achieved a minimum GPA of 2.5 or higher

FAFSA COMPLETION: Defined as the percentage of high school senior Scholars (class of 2015) who filed the Free Application for Federal Student Aid (FAFSA) by the state deadline of March 10, 2015

Scholars.IN.gov



A program of the Indiana Commission for Higher Education

2014-2015 SCHOLAR OUTREACH SCORECARD

ATTICA CONSOLIDATED SCH CORP

	Local Scholars	All Scholars
Student Enrollment Eligible students enrolled in the Scholars program by June 30th of their 8th grade year	14%	41%
ScholarTrack Registration Scholars who have a ScholarTrack account that records their completion of Scholar Success Program requirements	53%	49%
Scholar Success Program Completion Scholars completing all required Scholar Success Program activities for their grade level	35%	26%
Academic Performance Scholar earning at least the minimum cumulative 2.5 GPA required to earn the 21st Century Scholarship	71%	62%
FAFSA Completion Scholars filing the Free Application for Federal Student Aid (FAFSA) by March 10th of their high school senior year	86%	74%

N/A indicates that a value could not be calculated due to inapplicability of data, or because the denominator was zero.

STUDENT ENROLLMENT: Defined as the percentage of eligible 8th grade students who are enrolled in the Scholars program as a percentage of the total of 8th grade Free and Reduced Lunch Program population for the 2014-2015 academic year. Field may be listed as 'N/A' due to unavailability of Free and Reduced Lunch data. Similarly, enrollment may exceed 100% for schools in which the Scholar population exceeds that eighth grade free and reduced lunch population.

SCHOLARTRACK REGISTRATION: Defined as the percentage of high school Scholars who are required to participate in the Scholar Success Program (graduation classes of 2017, 2018, and 2019) who have registered for a ScholarTrack account.

SCHOLAR SUCCESS PROGRAM COMPLETION: Defined as the percentage of high school Scholars who are required to participate in the Scholar Success Program who have completed all required Scholar Success Program activities during their respective cohort year.

ACADEMIC PERFORMANCE: Defined as the percentage of senior Scholars (class of 2015) who achieved a minimum GPA of 2.5 or higher

FAFSA COMPLETION: Defined as the percentage of high school senior Scholars (class of 2015) who filed the Free Application for Federal Student Aid (FAFSA) by the state deadline of March 10, 2015

Scholars.IN.gov



A program of the Indiana Commission for Higher Education

2014-2015 SCHOLAR OUTREACH SCORECARD

AVON COMMUNITY SCHOOL CORP

	Local Scholars	All Scholars
Student Enrollment Eligible students enrolled in the Scholars program by June 30th of their 8th grade year	32%	41%
ScholarTrack Registration Scholars who have a ScholarTrack account that records their completion of Scholar Success Program requirements	85%	49%
Scholar Success Program Completion Scholars completing all required Scholar Success Program activities for their grade level	32%	26%
Academic Performance Scholar earning at least the minimum cumulative 2.5 GPA required to earn the 21st Century Scholarship	67%	62%
FAFSA Completion Scholars filing the Free Application for Federal Student Aid (FAFSA) by March 10th of their high school senior year	80%	74%

N/A indicates that a value could not be calculated due to inapplicability of data, or because the denominator was zero.

STUDENT ENROLLMENT: Defined as the percentage of eligible 8th grade students who are enrolled in the Scholars program as a percentage of the total of 8th grade Free and Reduced Lunch Program population for the 2014-2015 academic year. Field may be listed as 'N/A' due to unavailability of Free and Reduced Lunch data. Similarly, enrollment may exceed 100% for schools in which the Scholar population exceeds that eighth grade free and reduced lunch population.

SCHOLARTRACK REGISTRATION: Defined as the percentage of high school Scholars who are required to participate in the Scholar Success Program (graduation classes of 2017, 2018, and 2019) who have registered for a ScholarTrack account.

SCHOLAR SUCCESS PROGRAM COMPLETION: Defined as the percentage of high school Scholars who are required to participate in the Scholar Success Program who have completed all required Scholar Success Program activities during their respective cohort year.

ACADEMIC PERFORMANCE: Defined as the percentage of senior Scholars (class of 2015) who achieved a minimum GPA of 2.5 or higher

FAFSA COMPLETION: Defined as the percentage of high school senior Scholars (class of 2015) who filed the Free Application for Federal Student Aid (FAFSA) by the state deadline of March 10, 2015

Scholars.IN.gov



2014-2015 SCHOLAR OUTREACH SCORECARD

BARR-REEVE COM SCHOOLS INC

	Local Scholars	All Scholars
Student Enrollment Eligible students enrolled in the Scholars program by June 30th of their 8th grade year	90%	41%
ScholarTrack Registration Scholars who have a ScholarTrack account that records their completion of Scholar Success Program requirements	66%	49%
Scholar Success Program Completion Scholars completing all required Scholar Success Program activities for their grade level	66%	26%
Academic Performance Scholar earning at least the minimum cumulative 2.5 GPA required to earn the 21st Century Scholarship	89%	62%
FAFSA Completion Scholars filing the Free Application for Federal Student Aid (FAFSA) by March 10th of their high school senior year	89%	74%

N/A indicates that a value could not be calculated due to inapplicability of data, or because the denominator was zero.

STUDENT ENROLLMENT: Defined as the percentage of eligible 8th grade students who are enrolled in the Scholars program as a percentage of the total of 8th grade Free and Reduced Lunch Program population for the 2014-2015 academic year. Field may be listed as 'N/A' due to unavailability of Free and Reduced Lunch data. Similarly, enrollment may exceed 100% for schools in which the Scholar population exceeds that eighth grade free and reduced lunch population.

SCHOLARTRACK REGISTRATION: Defined as the percentage of high school Scholars who are required to participate in the Scholar Success Program (graduation classes of 2017, 2018, and 2019) who have registered for a ScholarTrack account.

SCHOLAR SUCCESS PROGRAM COMPLETION: Defined as the percentage of high school Scholars who are required to participate in the Scholar Success Program who have completed all required Scholar Success Program activities during their respective cohort year.

ACADEMIC PERFORMANCE: Defined as the percentage of senior Scholars (class of 2015) who achieved a minimum GPA of 2.5 or higher

FAFSA COMPLETION: Defined as the percentage of high school senior Scholars (class of 2015) who filed the Free Application for Federal Student Aid (FAFSA) by the state deadline of March 10, 2015

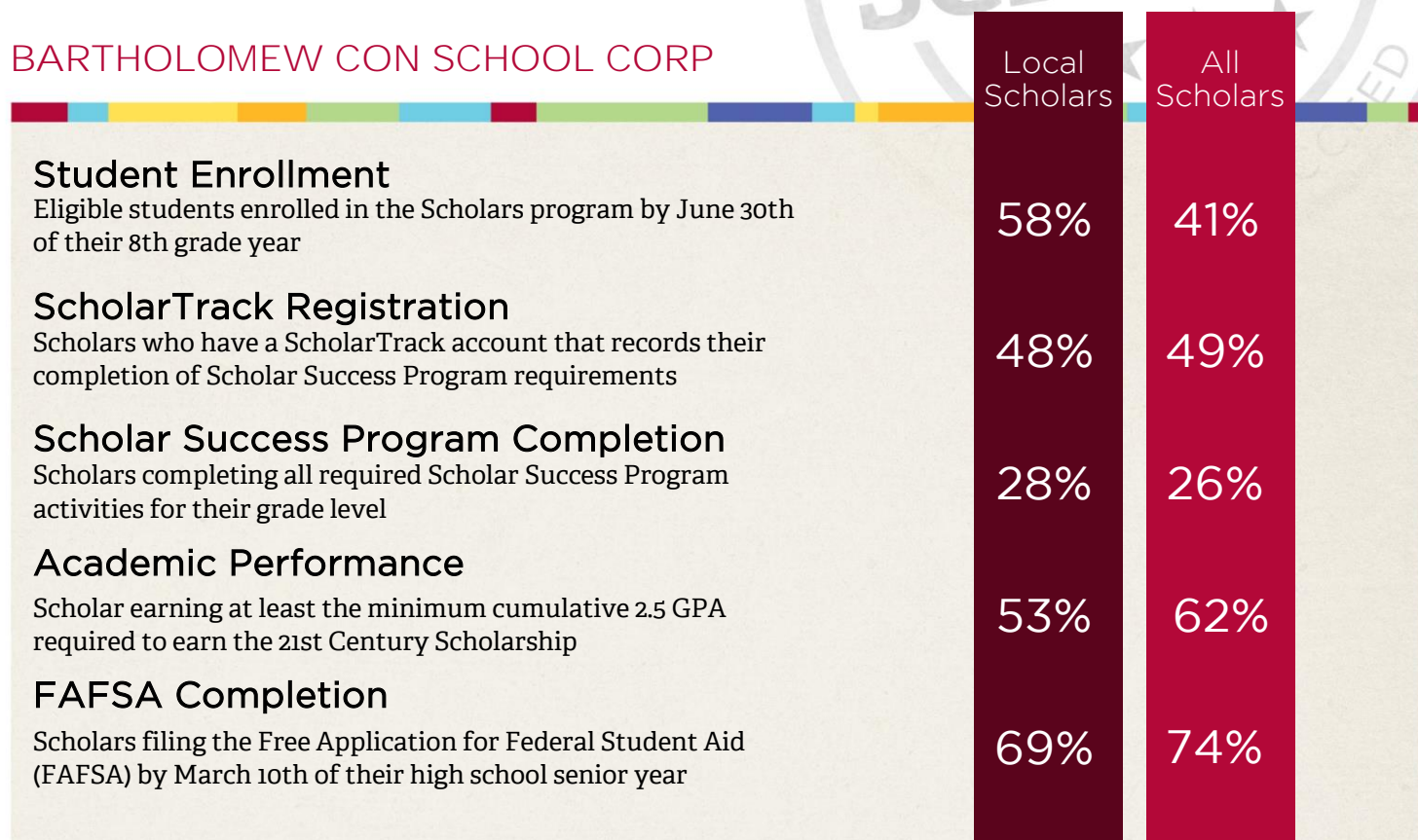
Scholars.IN.gov



A program of the Indiana Commission for Higher Education

2014-2015 SCHOLAR OUTREACH SCORECARD

BARTHOLOMEW CON SCHOOL CORP



N/A indicates that a value could not be calculated due to inapplicability of data, or because the denominator was zero.

STUDENT ENROLLMENT: Defined as the percentage of eligible 8th grade students who are enrolled in the Scholars program as a percentage of the total of 8th grade Free and Reduced Lunch Program population for the 2014-2015 academic year. Field may be listed as 'N/A' due to unavailability of Free and Reduced Lunch data. Similarly, enrollment may exceed 100% for schools in which the Scholar population exceeds that eighth grade free and reduced lunch population.

SCHOLARTRACK REGISTRATION: Defined as the percentage of high school Scholars who are required to participate in the Scholar Success Program (graduation classes of 2017, 2018, and 2019) who have registered for a ScholarTrack account.

SCHOLAR SUCCESS PROGRAM COMPLETION: Defined as the percentage of high school Scholars who are required to participate in the Scholar Success Program who have completed all required Scholar Success Program activities during their respective cohort year.

ACADEMIC PERFORMANCE: Defined as the percentage of senior Scholars (class of 2015) who achieved a minimum GPA of 2.5 or higher

FAFSA COMPLETION: Defined as the percentage of high school senior Scholars (class of 2015) who filed the Free Application for Federal Student Aid (FAFSA) by the state deadline of March 10, 2015

Scholars.IN.gov



A program of the Indiana Commission for Higher Education

2014-2015 SCHOLAR OUTREACH SCORECARD

BATESVILLE COMMUNITY SCH CORP

	Local Scholars	All Scholars
Student Enrollment Eligible students enrolled in the Scholars program by June 30th of their 8th grade year	N/A	41%
ScholarTrack Registration Scholars who have a ScholarTrack account that records their completion of Scholar Success Program requirements	36%	49%
Scholar Success Program Completion Scholars completing all required Scholar Success Program activities for their grade level	23%	26%
Academic Performance Scholar earning at least the minimum cumulative 2.5 GPA required to earn the 21st Century Scholarship	56%	62%
FAFSA Completion Scholars filing the Free Application for Federal Student Aid (FAFSA) by March 10th of their high school senior year	78%	74%

N/A indicates that a value could not be calculated due to inapplicability of data, or because the denominator was zero.

STUDENT ENROLLMENT: Defined as the percentage of eligible 8th grade students who are enrolled in the Scholars program as a percentage of the total of 8th grade Free and Reduced Lunch Program population for the 2014-2015 academic year. Field may be listed as 'N/A' due to unavailability of Free and Reduced Lunch data. Similarly, enrollment may exceed 100% for schools in which the Scholar population exceeds that eighth grade free and reduced lunch population.

SCHOLARTRACK REGISTRATION: Defined as the percentage of high school Scholars who are required to participate in the Scholar Success Program (graduation classes of 2017, 2018, and 2019) who have registered for a ScholarTrack account.

SCHOLAR SUCCESS PROGRAM COMPLETION: Defined as the percentage of high school Scholars who are required to participate in the Scholar Success Program who have completed all required Scholar Success Program activities during their respective cohort year.

ACADEMIC PERFORMANCE: Defined as the percentage of senior Scholars (class of 2015) who achieved a minimum GPA of 2.5 or higher

FAFSA COMPLETION: Defined as the percentage of high school senior Scholars (class of 2015) who filed the Free Application for Federal Student Aid (FAFSA) by the state deadline of March 10, 2015

Scholars.IN.gov



A program of the Indiana Commission for Higher Education

2014-2015 SCHOLAR OUTREACH SCORECARD

BAUGO COMMUNITY SCHOOLS

	Local Scholars	All Scholars
Student Enrollment Eligible students enrolled in the Scholars program by June 30th of their 8th grade year	N/A	41%
ScholarTrack Registration Scholars who have a ScholarTrack account that records their completion of Scholar Success Program requirements	56%	49%
Scholar Success Program Completion Scholars completing all required Scholar Success Program activities for their grade level	25%	26%
Academic Performance Scholar earning at least the minimum cumulative 2.5 GPA required to earn the 21st Century Scholarship	89%	62%
FAFSA Completion Scholars filing the Free Application for Federal Student Aid (FAFSA) by March 10th of their high school senior year	79%	74%

N/A indicates that a value could not be calculated due to inapplicability of data, or because the denominator was zero.

STUDENT ENROLLMENT: Defined as the percentage of eligible 8th grade students who are enrolled in the Scholars program as a percentage of the total of 8th grade Free and Reduced Lunch Program population for the 2014-2015 academic year. Field may be listed as 'N/A' due to unavailability of Free and Reduced Lunch data. Similarly, enrollment may exceed 100% for schools in which the Scholar population exceeds that eighth grade free and reduced lunch population.

SCHOLARTRACK REGISTRATION: Defined as the percentage of high school Scholars who are required to participate in the Scholar Success Program (graduation classes of 2017, 2018, and 2019) who have registered for a ScholarTrack account.

SCHOLAR SUCCESS PROGRAM COMPLETION: Defined as the percentage of high school Scholars who are required to participate in the Scholar Success Program who have completed all required Scholar Success Program activities during their respective cohort year.

ACADEMIC PERFORMANCE: Defined as the percentage of senior Scholars (class of 2015) who achieved a minimum GPA of 2.5 or higher

FAFSA COMPLETION: Defined as the percentage of high school senior Scholars (class of 2015) who filed the Free Application for Federal Student Aid (FAFSA) by the state deadline of March 10, 2015

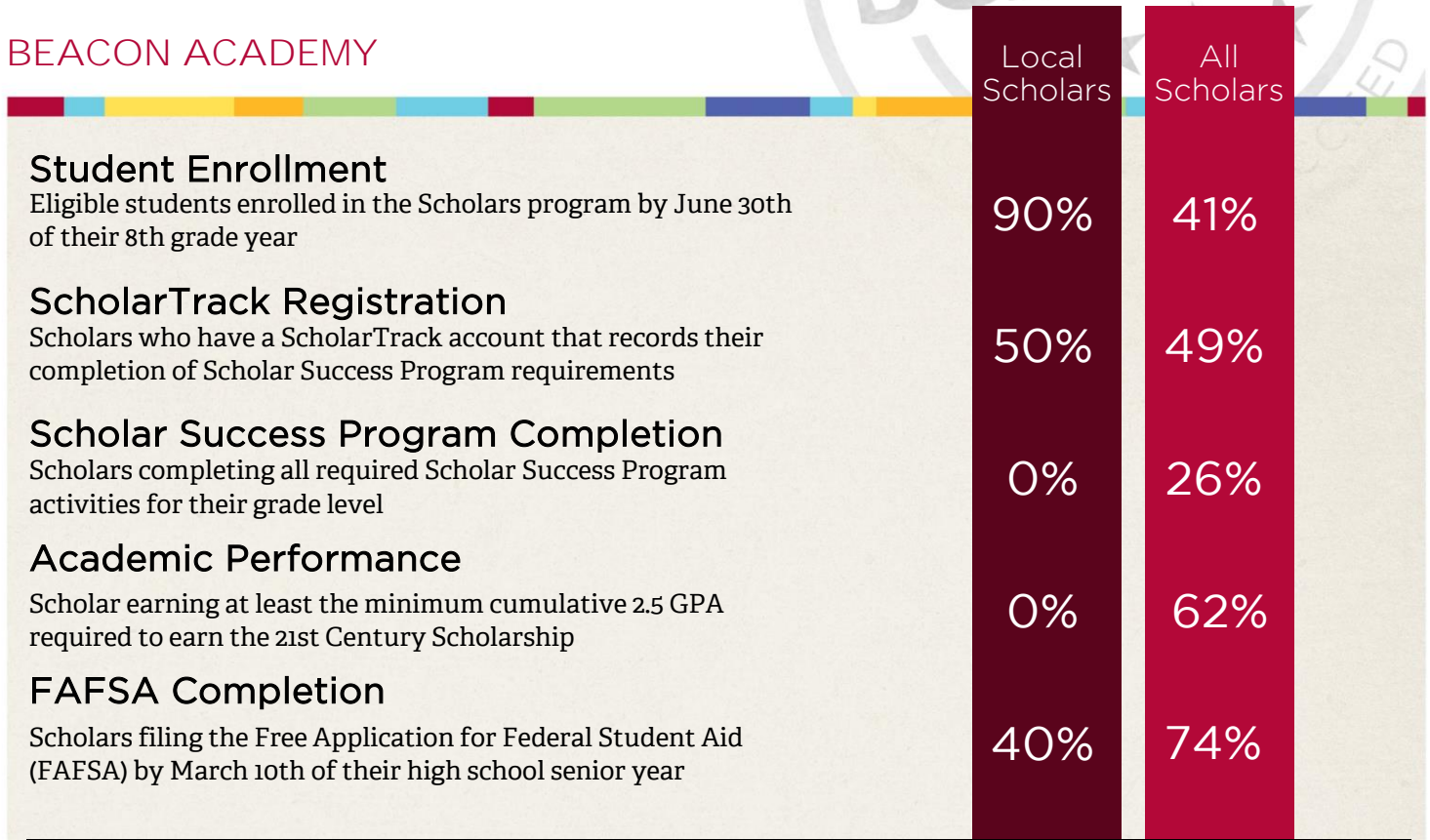
Scholars.IN.gov



A program of the Indiana Commission for Higher Education

2014-2015 SCHOLAR OUTREACH SCORECARD

BEACON ACADEMY



N/A indicates that a value could not be calculated due to inapplicability of data, or because the denominator was zero.

STUDENT ENROLLMENT: Defined as the percentage of eligible 8th grade students who are enrolled in the Scholars program as a percentage of the total of 8th grade Free and Reduced Lunch Program population for the 2014-2015 academic year. Field may be listed as 'N/A' due to unavailability of Free and Reduced Lunch data. Similarly, enrollment may exceed 100% for schools in which the Scholar population exceeds that eighth grade free and reduced lunch population.

SCHOLARTRACK REGISTRATION: Defined as the percentage of high school Scholars who are required to participate in the Scholar Success Program (graduation classes of 2017, 2018, and 2019) who have registered for a ScholarTrack account.

SCHOLAR SUCCESS PROGRAM COMPLETION: Defined as the percentage of high school Scholars who are required to participate in the Scholar Success Program who have completed all required Scholar Success Program activities during their respective cohort year.

ACADEMIC PERFORMANCE: Defined as the percentage of senior Scholars (class of 2015) who achieved a minimum GPA of 2.5 or higher

FAFSA COMPLETION: Defined as the percentage of high school senior Scholars (class of 2015) who filed the Free Application for Federal Student Aid (FAFSA) by the state deadline of March 10, 2015

Scholars.IN.gov



2014-2015 SCHOLAR OUTREACH SCORECARD

BEECH GROVE CITY SCHOOLS

	Local Scholars	All Scholars
Student Enrollment Eligible students enrolled in the Scholars program by June 30th of their 8th grade year	N/A	41%
ScholarTrack Registration Scholars who have a ScholarTrack account that records their completion of Scholar Success Program requirements	23%	49%
Scholar Success Program Completion Scholars completing all required Scholar Success Program activities for their grade level	5%	26%
Academic Performance Scholar earning at least the minimum cumulative 2.5 GPA required to earn the 21st Century Scholarship	51%	62%
FAFSA Completion Scholars filing the Free Application for Federal Student Aid (FAFSA) by March 10th of their high school senior year	60%	74%

N/A indicates that a value could not be calculated due to inapplicability of data, or because the denominator was zero.

STUDENT ENROLLMENT: Defined as the percentage of eligible 8th grade students who are enrolled in the Scholars program as a percentage of the total of 8th grade Free and Reduced Lunch Program population for the 2014-2015 academic year. Field may be listed as 'N/A' due to unavailability of Free and Reduced Lunch data. Similarly, enrollment may exceed 100% for schools in which the Scholar population exceeds that eighth grade free and reduced lunch population.

SCHOLARTRACK REGISTRATION: Defined as the percentage of high school Scholars who are required to participate in the Scholar Success Program (graduation classes of 2017, 2018, and 2019) who have registered for a ScholarTrack account.

SCHOLAR SUCCESS PROGRAM COMPLETION: Defined as the percentage of high school Scholars who are required to participate in the Scholar Success Program who have completed all required Scholar Success Program activities during their respective cohort year.

ACADEMIC PERFORMANCE: Defined as the percentage of senior Scholars (class of 2015) who achieved a minimum GPA of 2.5 or higher

FAFSA COMPLETION: Defined as the percentage of high school senior Scholars (class of 2015) who filed the Free Application for Federal Student Aid (FAFSA) by the state deadline of March 10, 2015

Scholars.IN.gov



A program of the Indiana Commission for Higher Education

2014-2015 SCHOLAR OUTREACH SCORECARD

BENTON COMMUNITY SCHOOL CORP

	Local Scholars	All Scholars
Student Enrollment Eligible students enrolled in the Scholars program by June 30th of their 8th grade year	95%	41%
ScholarTrack Registration Scholars who have a ScholarTrack account that records their completion of Scholar Success Program requirements	99%	49%
Scholar Success Program Completion Scholars completing all required Scholar Success Program activities for their grade level	98%	26%
Academic Performance Scholar earning at least the minimum cumulative 2.5 GPA required to earn the 21st Century Scholarship	63%	62%
FAFSA Completion Scholars filing the Free Application for Federal Student Aid (FAFSA) by March 10th of their high school senior year	86%	74%

N/A indicates that a value could not be calculated due to inapplicability of data, or because the denominator was zero.

STUDENT ENROLLMENT: Defined as the percentage of eligible 8th grade students who are enrolled in the Scholars program as a percentage of the total of 8th grade Free and Reduced Lunch Program population for the 2014-2015 academic year. Field may be listed as 'N/A' due to unavailability of Free and Reduced Lunch data. Similarly, enrollment may exceed 100% for schools in which the Scholar population exceeds that eighth grade free and reduced lunch population.

SCHOLARTRACK REGISTRATION: Defined as the percentage of high school Scholars who are required to participate in the Scholar Success Program (graduation classes of 2017, 2018, and 2019) who have registered for a ScholarTrack account.

SCHOLAR SUCCESS PROGRAM COMPLETION: Defined as the percentage of high school Scholars who are required to participate in the Scholar Success Program who have completed all required Scholar Success Program activities during their respective cohort year.

ACADEMIC PERFORMANCE: Defined as the percentage of senior Scholars (class of 2015) who achieved a minimum GPA of 2.5 or higher

FAFSA COMPLETION: Defined as the percentage of high school senior Scholars (class of 2015) who filed the Free Application for Federal Student Aid (FAFSA) by the state deadline of March 10, 2015

Scholars.IN.gov



A program of the Indiana Commission for Higher Education

2014-2015 SCHOLAR OUTREACH SCORECARD

BLACKFORD COUNTY SCHOOLS

	Local Scholars	All Scholars
Student Enrollment Eligible students enrolled in the Scholars program by June 30th of their 8th grade year	N/A	41%
ScholarTrack Registration Scholars who have a ScholarTrack account that records their completion of Scholar Success Program requirements	21%	49%
Scholar Success Program Completion Scholars completing all required Scholar Success Program activities for their grade level	9%	26%
Academic Performance Scholar earning at least the minimum cumulative 2.5 GPA required to earn the 21st Century Scholarship	57%	62%
FAFSA Completion Scholars filing the Free Application for Federal Student Aid (FAFSA) by March 10th of their high school senior year	69%	74%

N/A indicates that a value could not be calculated due to inapplicability of data, or because the denominator was zero.

STUDENT ENROLLMENT: Defined as the percentage of eligible 8th grade students who are enrolled in the Scholars program as a percentage of the total of 8th grade Free and Reduced Lunch Program population for the 2014-2015 academic year. Field may be listed as 'N/A' due to unavailability of Free and Reduced Lunch data. Similarly, enrollment may exceed 100% for schools in which the Scholar population exceeds that eighth grade free and reduced lunch population.

SCHOLARTRACK REGISTRATION: Defined as the percentage of high school Scholars who are required to participate in the Scholar Success Program (graduation classes of 2017, 2018, and 2019) who have registered for a ScholarTrack account.

SCHOLAR SUCCESS PROGRAM COMPLETION: Defined as the percentage of high school Scholars who are required to participate in the Scholar Success Program who have completed all required Scholar Success Program activities during their respective cohort year.

ACADEMIC PERFORMANCE: Defined as the percentage of senior Scholars (class of 2015) who achieved a minimum GPA of 2.5 or higher

FAFSA COMPLETION: Defined as the percentage of high school senior Scholars (class of 2015) who filed the Free Application for Federal Student Aid (FAFSA) by the state deadline of March 10, 2015

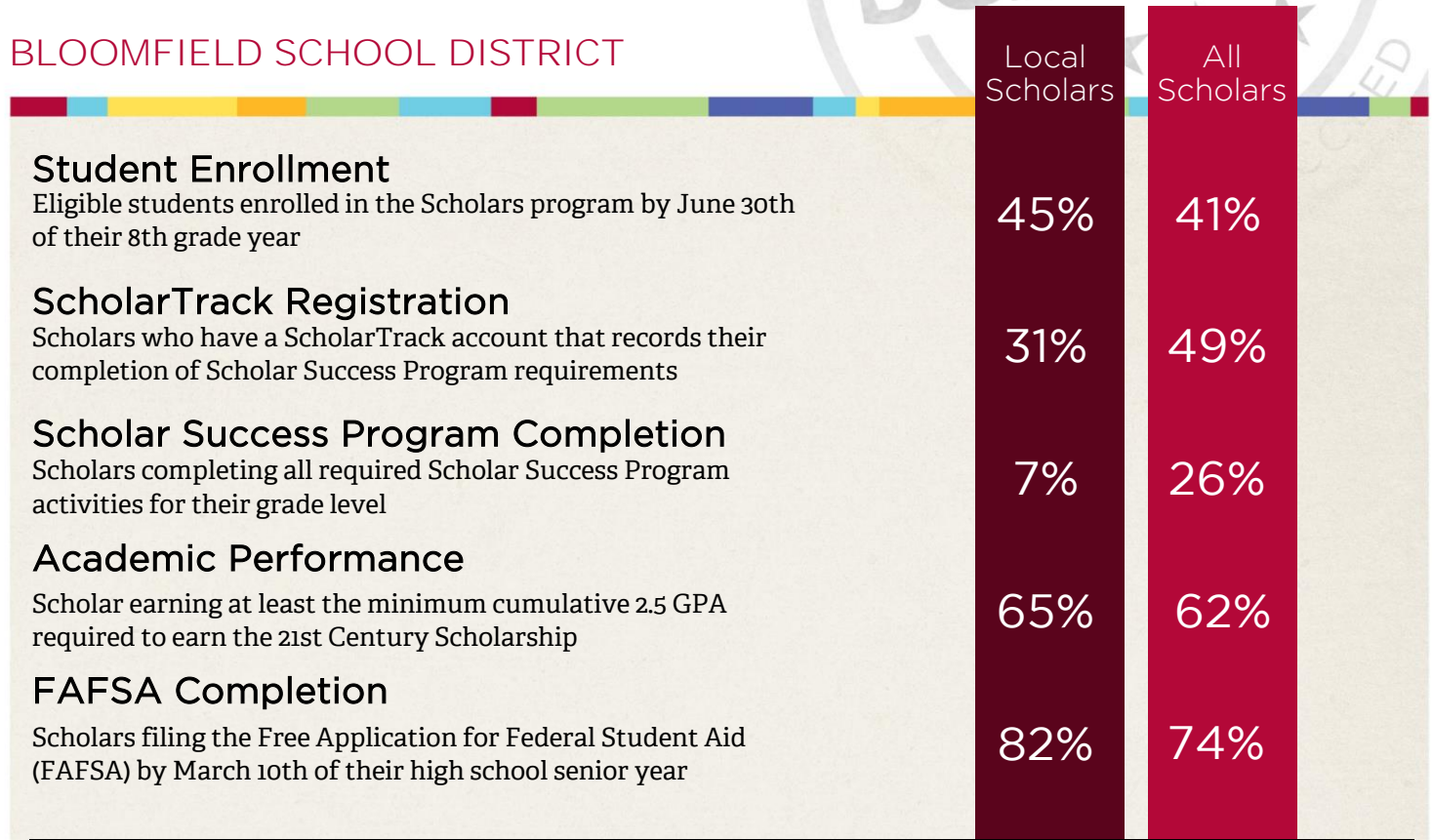
Scholars.IN.gov



A program of the Indiana Commission for Higher Education

2014-2015 SCHOLAR OUTREACH SCORECARD

BLOOMFIELD SCHOOL DISTRICT



N/A indicates that a value could not be calculated due to inapplicability of data, or because the denominator was zero.

STUDENT ENROLLMENT: Defined as the percentage of eligible 8th grade students who are enrolled in the Scholars program as a percentage of the total of 8th grade Free and Reduced Lunch Program population for the 2014-2015 academic year. Field may be listed as 'N/A' due to unavailability of Free and Reduced Lunch data. Similarly, enrollment may exceed 100% for schools in which the Scholar population exceeds that eighth grade free and reduced lunch population.

SCHOLARTRACK REGISTRATION: Defined as the percentage of high school Scholars who are required to participate in the Scholar Success Program (graduation classes of 2017, 2018, and 2019) who have registered for a ScholarTrack account.

SCHOLAR SUCCESS PROGRAM COMPLETION: Defined as the percentage of high school Scholars who are required to participate in the Scholar Success Program who have completed all required Scholar Success Program activities during their respective cohort year.

ACADEMIC PERFORMANCE: Defined as the percentage of senior Scholars (class of 2015) who achieved a minimum GPA of 2.5 or higher

FAFSA COMPLETION: Defined as the percentage of high school senior Scholars (class of 2015) who filed the Free Application for Federal Student Aid (FAFSA) by the state deadline of March 10, 2015

Scholars.IN.gov



2014-2015 SCHOLAR OUTREACH SCORECARD

BLUE RIVER VALLEY SCHOOLS

	Local Scholars	All Scholars
Student Enrollment Eligible students enrolled in the Scholars program by June 30th of their 8th grade year	27%	41%
ScholarTrack Registration Scholars who have a ScholarTrack account that records their completion of Scholar Success Program requirements	55%	49%
Scholar Success Program Completion Scholars completing all required Scholar Success Program activities for their grade level	25%	26%
Academic Performance Scholar earning at least the minimum cumulative 2.5 GPA required to earn the 21st Century Scholarship	53%	62%
FAFSA Completion Scholars filing the Free Application for Federal Student Aid (FAFSA) by March 10th of their high school senior year	80%	74%

N/A indicates that a value could not be calculated due to inapplicability of data, or because the denominator was zero.

STUDENT ENROLLMENT: Defined as the percentage of eligible 8th grade students who are enrolled in the Scholars program as a percentage of the total of 8th grade Free and Reduced Lunch Program population for the 2014-2015 academic year. Field may be listed as 'N/A' due to unavailability of Free and Reduced Lunch data. Similarly, enrollment may exceed 100% for schools in which the Scholar population exceeds that eighth grade free and reduced lunch population.

SCHOLARTRACK REGISTRATION: Defined as the percentage of high school Scholars who are required to participate in the Scholar Success Program (graduation classes of 2017, 2018, and 2019) who have registered for a ScholarTrack account.

SCHOLAR SUCCESS PROGRAM COMPLETION: Defined as the percentage of high school Scholars who are required to participate in the Scholar Success Program who have completed all required Scholar Success Program activities during their respective cohort year.

ACADEMIC PERFORMANCE: Defined as the percentage of senior Scholars (class of 2015) who achieved a minimum GPA of 2.5 or higher

FAFSA COMPLETION: Defined as the percentage of high school senior Scholars (class of 2015) who filed the Free Application for Federal Student Aid (FAFSA) by the state deadline of March 10, 2015

Scholars.IN.gov



A program of the Indiana Commission for Higher Education

2014-2015 SCHOLAR OUTREACH SCORECARD

BREMEN PUBLIC SCHOOLS

	Local Scholars	All Scholars
Student Enrollment Eligible students enrolled in the Scholars program by June 30th of their 8th grade year	N/A	41%
ScholarTrack Registration Scholars who have a ScholarTrack account that records their completion of Scholar Success Program requirements	58%	49%
Scholar Success Program Completion Scholars completing all required Scholar Success Program activities for their grade level	24%	26%
Academic Performance Scholar earning at least the minimum cumulative 2.5 GPA required to earn the 21st Century Scholarship	74%	62%
FAFSA Completion Scholars filing the Free Application for Federal Student Aid (FAFSA) by March 10th of their high school senior year	79%	74%

N/A indicates that a value could not be calculated due to inapplicability of data, or because the denominator was zero.

STUDENT ENROLLMENT: Defined as the percentage of eligible 8th grade students who are enrolled in the Scholars program as a percentage of the total of 8th grade Free and Reduced Lunch Program population for the 2014-2015 academic year. Field may be listed as 'N/A' due to unavailability of Free and Reduced Lunch data. Similarly, enrollment may exceed 100% for schools in which the Scholar population exceeds that eighth grade free and reduced lunch population.

SCHOLARTRACK REGISTRATION: Defined as the percentage of high school Scholars who are required to participate in the Scholar Success Program (graduation classes of 2017, 2018, and 2019) who have registered for a ScholarTrack account.

SCHOLAR SUCCESS PROGRAM COMPLETION: Defined as the percentage of high school Scholars who are required to participate in the Scholar Success Program who have completed all required Scholar Success Program activities during their respective cohort year.

ACADEMIC PERFORMANCE: Defined as the percentage of senior Scholars (class of 2015) who achieved a minimum GPA of 2.5 or higher

FAFSA COMPLETION: Defined as the percentage of high school senior Scholars (class of 2015) who filed the Free Application for Federal Student Aid (FAFSA) by the state deadline of March 10, 2015

Scholars.IN.gov



2014-2015 SCHOLAR OUTREACH SCORECARD

BROWN COUNTY SCHOOL CORPORATION

	Local Scholars	All Scholars
Student Enrollment Eligible students enrolled in the Scholars program by June 30th of their 8th grade year	N/A	41%
ScholarTrack Registration Scholars who have a ScholarTrack account that records their completion of Scholar Success Program requirements	72%	49%
Scholar Success Program Completion Scholars completing all required Scholar Success Program activities for their grade level	51%	26%
Academic Performance Scholar earning at least the minimum cumulative 2.5 GPA required to earn the 21st Century Scholarship	71%	62%
FAFSA Completion Scholars filing the Free Application for Federal Student Aid (FAFSA) by March 10th of their high school senior year	78%	74%

N/A indicates that a value could not be calculated due to inapplicability of data, or because the denominator was zero.

STUDENT ENROLLMENT: Defined as the percentage of eligible 8th grade students who are enrolled in the Scholars program as a percentage of the total of 8th grade Free and Reduced Lunch Program population for the 2014-2015 academic year. Field may be listed as 'N/A' due to unavailability of Free and Reduced Lunch data. Similarly, enrollment may exceed 100% for schools in which the Scholar population exceeds that eighth grade free and reduced lunch population.

SCHOLARTRACK REGISTRATION: Defined as the percentage of high school Scholars who are required to participate in the Scholar Success Program (graduation classes of 2017, 2018, and 2019) who have registered for a ScholarTrack account.

SCHOLAR SUCCESS PROGRAM COMPLETION: Defined as the percentage of high school Scholars who are required to participate in the Scholar Success Program who have completed all required Scholar Success Program activities during their respective cohort year.

ACADEMIC PERFORMANCE: Defined as the percentage of senior Scholars (class of 2015) who achieved a minimum GPA of 2.5 or higher

FAFSA COMPLETION: Defined as the percentage of high school senior Scholars (class of 2015) who filed the Free Application for Federal Student Aid (FAFSA) by the state deadline of March 10, 2015

Scholars.IN.gov



A program of the Indiana Commission for Higher Education

2014-2015 SCHOLAR OUTREACH SCORECARD

BROWNSBURG COMMUNITY SCH CORP

	Local Scholars	All Scholars
Student Enrollment Eligible students enrolled in the Scholars program by June 30th of their 8th grade year	N/A	41%
ScholarTrack Registration Scholars who have a ScholarTrack account that records their completion of Scholar Success Program requirements	95%	49%
Scholar Success Program Completion Scholars completing all required Scholar Success Program activities for their grade level	63%	26%
Academic Performance Scholar earning at least the minimum cumulative 2.5 GPA required to earn the 21st Century Scholarship	61%	62%
FAFSA Completion Scholars filing the Free Application for Federal Student Aid (FAFSA) by March 10th of their high school senior year	83%	74%

N/A indicates that a value could not be calculated due to inapplicability of data, or because the denominator was zero.

STUDENT ENROLLMENT: Defined as the percentage of eligible 8th grade students who are enrolled in the Scholars program as a percentage of the total of 8th grade Free and Reduced Lunch Program population for the 2014-2015 academic year. Field may be listed as 'N/A' due to unavailability of Free and Reduced Lunch data. Similarly, enrollment may exceed 100% for schools in which the Scholar population exceeds that eighth grade free and reduced lunch population.

SCHOLARTRACK REGISTRATION: Defined as the percentage of high school Scholars who are required to participate in the Scholar Success Program (graduation classes of 2017, 2018, and 2019) who have registered for a ScholarTrack account.

SCHOLAR SUCCESS PROGRAM COMPLETION: Defined as the percentage of high school Scholars who are required to participate in the Scholar Success Program who have completed all required Scholar Success Program activities during their respective cohort year.

ACADEMIC PERFORMANCE: Defined as the percentage of senior Scholars (class of 2015) who achieved a minimum GPA of 2.5 or higher

FAFSA COMPLETION: Defined as the percentage of high school senior Scholars (class of 2015) who filed the Free Application for Federal Student Aid (FAFSA) by the state deadline of March 10, 2015

Scholars.IN.gov



A program of the Indiana Commission for Higher Education

2014-2015 SCHOLAR OUTREACH SCORECARD

BROWNSTOWN CNT COM SCH CORP

	Local Scholars	All Scholars
Student Enrollment Eligible students enrolled in the Scholars program by June 30th of their 8th grade year	60%	41%
ScholarTrack Registration Scholars who have a ScholarTrack account that records their completion of Scholar Success Program requirements	82%	49%
Scholar Success Program Completion Scholars completing all required Scholar Success Program activities for their grade level	46%	26%
Academic Performance Scholar earning at least the minimum cumulative 2.5 GPA required to earn the 21st Century Scholarship	72%	62%
FAFSA Completion Scholars filing the Free Application for Federal Student Aid (FAFSA) by March 10th of their high school senior year	67%	74%

N/A indicates that a value could not be calculated due to inapplicability of data, or because the denominator was zero.

STUDENT ENROLLMENT: Defined as the percentage of eligible 8th grade students who are enrolled in the Scholars program as a percentage of the total of 8th grade Free and Reduced Lunch Program population for the 2014-2015 academic year. Field may be listed as 'N/A' due to unavailability of Free and Reduced Lunch data. Similarly, enrollment may exceed 100% for schools in which the Scholar population exceeds that eighth grade free and reduced lunch population.

SCHOLARTRACK REGISTRATION: Defined as the percentage of high school Scholars who are required to participate in the Scholar Success Program (graduation classes of 2017, 2018, and 2019) who have registered for a ScholarTrack account.

SCHOLAR SUCCESS PROGRAM COMPLETION: Defined as the percentage of high school Scholars who are required to participate in the Scholar Success Program who have completed all required Scholar Success Program activities during their respective cohort year.

ACADEMIC PERFORMANCE: Defined as the percentage of senior Scholars (class of 2015) who achieved a minimum GPA of 2.5 or higher

FAFSA COMPLETION: Defined as the percentage of high school senior Scholars (class of 2015) who filed the Free Application for Federal Student Aid (FAFSA) by the state deadline of March 10, 2015

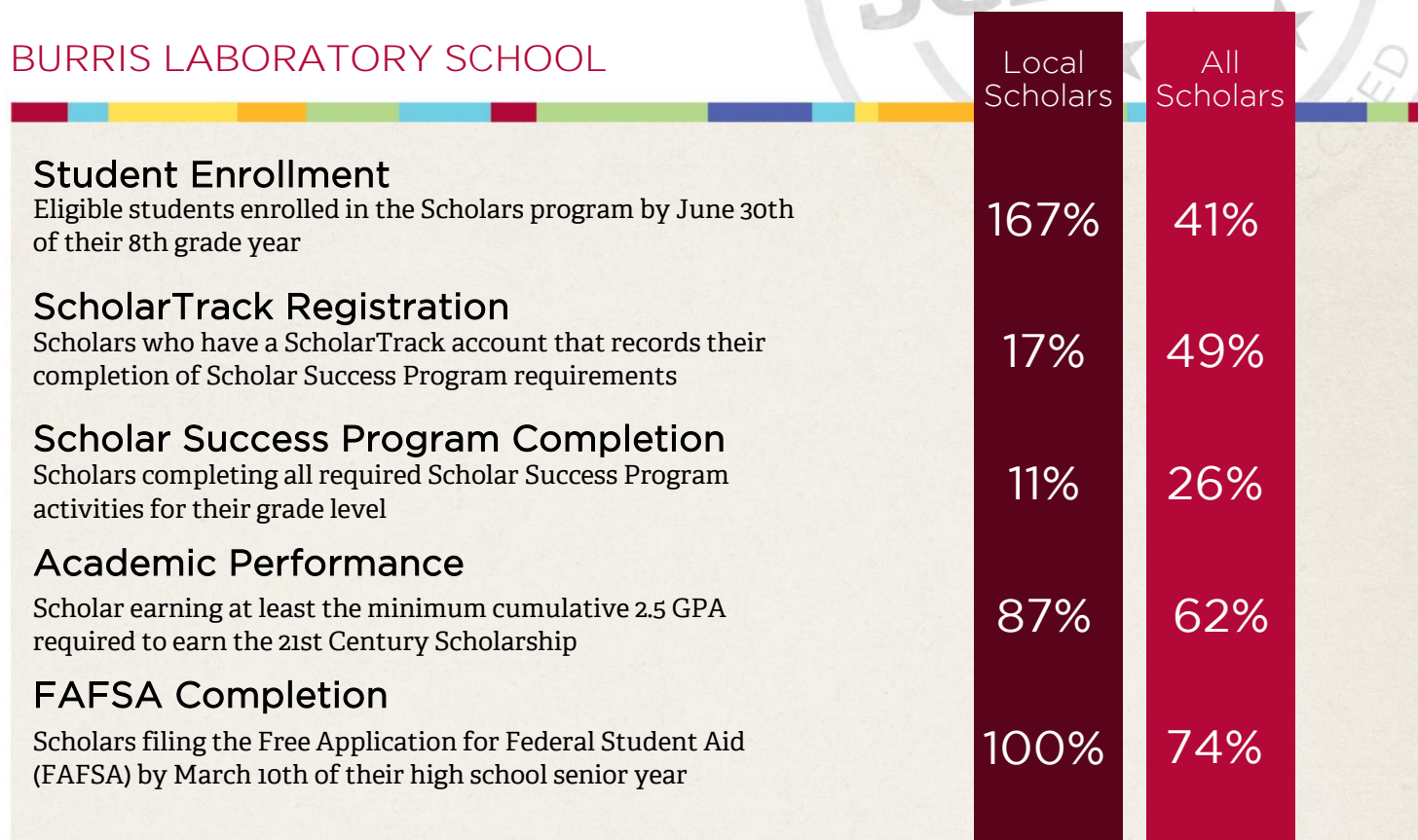
Scholars.IN.gov



A program of the Indiana Commission for Higher Education

2014-2015 SCHOLAR OUTREACH SCORECARD

BURRIS LABORATORY SCHOOL



N/A indicates that a value could not be calculated due to inapplicability of data, or because the denominator was zero.

STUDENT ENROLLMENT: Defined as the percentage of eligible 8th grade students who are enrolled in the Scholars program as a percentage of the total of 8th grade Free and Reduced Lunch Program population for the 2014-2015 academic year. Field may be listed as 'N/A' due to unavailability of Free and Reduced Lunch data. Similarly, enrollment may exceed 100% for schools in which the Scholar population exceeds that eighth grade free and reduced lunch population.

SCHOLARTRACK REGISTRATION: Defined as the percentage of high school Scholars who are required to participate in the Scholar Success Program (graduation classes of 2017, 2018, and 2019) who have registered for a ScholarTrack account.

SCHOLAR SUCCESS PROGRAM COMPLETION: Defined as the percentage of high school Scholars who are required to participate in the Scholar Success Program who have completed all required Scholar Success Program activities during their respective cohort year.

ACADEMIC PERFORMANCE: Defined as the percentage of senior Scholars (class of 2015) who achieved a minimum GPA of 2.5 or higher

FAFSA COMPLETION: Defined as the percentage of high school senior Scholars (class of 2015) who filed the Free Application for Federal Student Aid (FAFSA) by the state deadline of March 10, 2015

Scholars.IN.gov



2014-2015 SCHOLAR OUTREACH SCORECARD

C A BEARD MEMORIAL SCHOOL CORP

	Local Scholars	All Scholars
Student Enrollment Eligible students enrolled in the Scholars program by June 30th of their 8th grade year	N/A	41%
ScholarTrack Registration Scholars who have a ScholarTrack account that records their completion of Scholar Success Program requirements	47%	49%
Scholar Success Program Completion Scholars completing all required Scholar Success Program activities for their grade level	15%	26%
Academic Performance Scholar earning at least the minimum cumulative 2.5 GPA required to earn the 21st Century Scholarship	74%	62%
FAFSA Completion Scholars filing the Free Application for Federal Student Aid (FAFSA) by March 10th of their high school senior year	87%	74%

N/A indicates that a value could not be calculated due to inapplicability of data, or because the denominator was zero.

STUDENT ENROLLMENT: Defined as the percentage of eligible 8th grade students who are enrolled in the Scholars program as a percentage of the total of 8th grade Free and Reduced Lunch Program population for the 2014-2015 academic year. Field may be listed as 'N/A' due to unavailability of Free and Reduced Lunch data. Similarly, enrollment may exceed 100% for schools in which the Scholar population exceeds that eighth grade free and reduced lunch population.

SCHOLARTRACK REGISTRATION: Defined as the percentage of high school Scholars who are required to participate in the Scholar Success Program (graduation classes of 2017, 2018, and 2019) who have registered for a ScholarTrack account.

SCHOLAR SUCCESS PROGRAM COMPLETION: Defined as the percentage of high school Scholars who are required to participate in the Scholar Success Program who have completed all required Scholar Success Program activities during their respective cohort year.

ACADEMIC PERFORMANCE: Defined as the percentage of senior Scholars (class of 2015) who achieved a minimum GPA of 2.5 or higher

FAFSA COMPLETION: Defined as the percentage of high school senior Scholars (class of 2015) who filed the Free Application for Federal Student Aid (FAFSA) by the state deadline of March 10, 2015

Scholars.IN.gov



A program of the Indiana Commission for Higher Education

2014-2015 SCHOLAR OUTREACH SCORECARD

CAMPAGNA ACADEMY CHARTER SCHOOL

	Local Scholars	All Scholars
Student Enrollment Eligible students enrolled in the Scholars program by June 30th of their 8th grade year	N/A	41%
ScholarTrack Registration Scholars who have a ScholarTrack account that records their completion of Scholar Success Program requirements	33%	49%
Scholar Success Program Completion Scholars completing all required Scholar Success Program activities for their grade level	0%	26%
Academic Performance Scholar earning at least the minimum cumulative 2.5 GPA required to earn the 21st Century Scholarship	0%	62%
FAFSA Completion Scholars filing the Free Application for Federal Student Aid (FAFSA) by March 10th of their high school senior year	100%	74%

N/A indicates that a value could not be calculated due to inapplicability of data, or because the denominator was zero.

STUDENT ENROLLMENT: Defined as the percentage of eligible 8th grade students who are enrolled in the Scholars program as a percentage of the total of 8th grade Free and Reduced Lunch Program population for the 2014-2015 academic year. Field may be listed as 'N/A' due to unavailability of Free and Reduced Lunch data. Similarly, enrollment may exceed 100% for schools in which the Scholar population exceeds that eighth grade free and reduced lunch population.

SCHOLARTRACK REGISTRATION: Defined as the percentage of high school Scholars who are required to participate in the Scholar Success Program (graduation classes of 2017, 2018, and 2019) who have registered for a ScholarTrack account.

SCHOLAR SUCCESS PROGRAM COMPLETION: Defined as the percentage of high school Scholars who are required to participate in the Scholar Success Program who have completed all required Scholar Success Program activities during their respective cohort year.

ACADEMIC PERFORMANCE: Defined as the percentage of senior Scholars (class of 2015) who achieved a minimum GPA of 2.5 or higher

FAFSA COMPLETION: Defined as the percentage of high school senior Scholars (class of 2015) who filed the Free Application for Federal Student Aid (FAFSA) by the state deadline of March 10, 2015

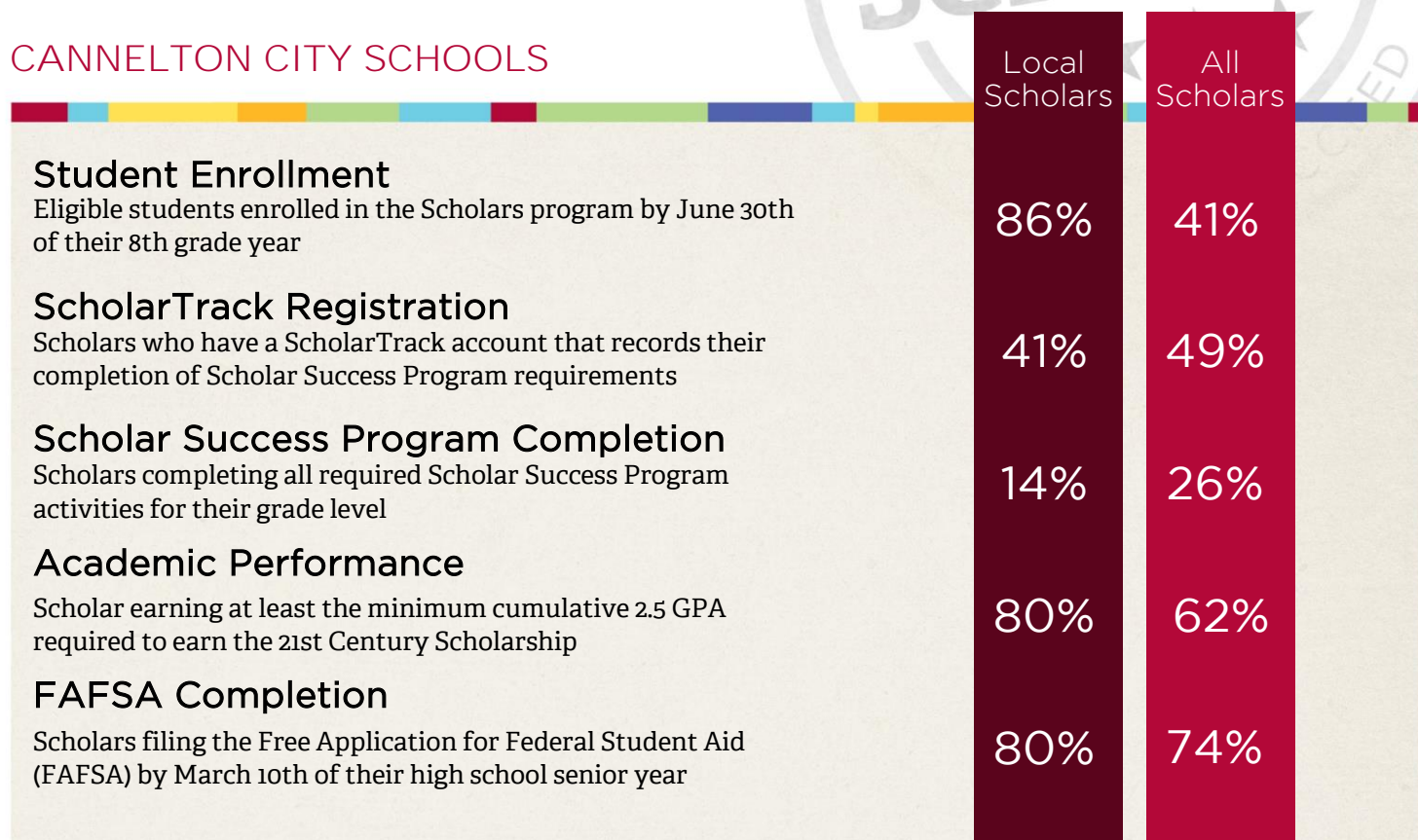
Scholars.IN.gov



A program of the Indiana Commission for Higher Education

2014-2015 SCHOLAR OUTREACH SCORECARD

CANNELTON CITY SCHOOLS



N/A indicates that a value could not be calculated due to inapplicability of data, or because the denominator was zero.

STUDENT ENROLLMENT: Defined as the percentage of eligible 8th grade students who are enrolled in the Scholars program as a percentage of the total of 8th grade Free and Reduced Lunch Program population for the 2014-2015 academic year. Field may be listed as 'N/A' due to unavailability of Free and Reduced Lunch data. Similarly, enrollment may exceed 100% for schools in which the Scholar population exceeds that eighth grade free and reduced lunch population.

SCHOLARTRACK REGISTRATION: Defined as the percentage of high school Scholars who are required to participate in the Scholar Success Program (graduation classes of 2017, 2018, and 2019) who have registered for a ScholarTrack account.

SCHOLAR SUCCESS PROGRAM COMPLETION: Defined as the percentage of high school Scholars who are required to participate in the Scholar Success Program who have completed all required Scholar Success Program activities during their respective cohort year.

ACADEMIC PERFORMANCE: Defined as the percentage of senior Scholars (class of 2015) who achieved a minimum GPA of 2.5 or higher

FAFSA COMPLETION: Defined as the percentage of high school senior Scholars (class of 2015) who filed the Free Application for Federal Student Aid (FAFSA) by the state deadline of March 10, 2015

Scholars.IN.gov



2014-2015 SCHOLAR OUTREACH SCORECARD

CARMEL CLAY SCHOOLS

	Local Scholars	All Scholars
Student Enrollment Eligible students enrolled in the Scholars program by June 30th of their 8th grade year	N/A	41%
ScholarTrack Registration Scholars who have a ScholarTrack account that records their completion of Scholar Success Program requirements	62%	49%
Scholar Success Program Completion Scholars completing all required Scholar Success Program activities for their grade level	37%	26%
Academic Performance Scholar earning at least the minimum cumulative 2.5 GPA required to earn the 21st Century Scholarship	63%	62%
FAFSA Completion Scholars filing the Free Application for Federal Student Aid (FAFSA) by March 10th of their high school senior year	73%	74%

N/A indicates that a value could not be calculated due to inapplicability of data, or because the denominator was zero.

STUDENT ENROLLMENT: Defined as the percentage of eligible 8th grade students who are enrolled in the Scholars program as a percentage of the total of 8th grade Free and Reduced Lunch Program population for the 2014-2015 academic year. Field may be listed as 'N/A' due to unavailability of Free and Reduced Lunch data. Similarly, enrollment may exceed 100% for schools in which the Scholar population exceeds that eighth grade free and reduced lunch population.

SCHOLARTRACK REGISTRATION: Defined as the percentage of high school Scholars who are required to participate in the Scholar Success Program (graduation classes of 2017, 2018, and 2019) who have registered for a ScholarTrack account.

SCHOLAR SUCCESS PROGRAM COMPLETION: Defined as the percentage of high school Scholars who are required to participate in the Scholar Success Program who have completed all required Scholar Success Program activities during their respective cohort year.

ACADEMIC PERFORMANCE: Defined as the percentage of senior Scholars (class of 2015) who achieved a minimum GPA of 2.5 or higher

FAFSA COMPLETION: Defined as the percentage of high school senior Scholars (class of 2015) who filed the Free Application for Federal Student Aid (FAFSA) by the state deadline of March 10, 2015

Scholars.IN.gov



2014-2015 SCHOLAR OUTREACH SCORECARD

CARROLL CONSOLIDATED SCH CORP

	Local Scholars	All Scholars
Student Enrollment Eligible students enrolled in the Scholars program by June 30th of their 8th grade year	N/A	41%
ScholarTrack Registration Scholars who have a ScholarTrack account that records their completion of Scholar Success Program requirements	40%	49%
Scholar Success Program Completion Scholars completing all required Scholar Success Program activities for their grade level	5%	26%
Academic Performance Scholar earning at least the minimum cumulative 2.5 GPA required to earn the 21st Century Scholarship	61%	62%
FAFSA Completion Scholars filing the Free Application for Federal Student Aid (FAFSA) by March 10th of their high school senior year	67%	74%

N/A indicates that a value could not be calculated due to inapplicability of data, or because the denominator was zero.

STUDENT ENROLLMENT: Defined as the percentage of eligible 8th grade students who are enrolled in the Scholars program as a percentage of the total of 8th grade Free and Reduced Lunch Program population for the 2014-2015 academic year. Field may be listed as 'N/A' due to unavailability of Free and Reduced Lunch data. Similarly, enrollment may exceed 100% for schools in which the Scholar population exceeds that eighth grade free and reduced lunch population.

SCHOLARTRACK REGISTRATION: Defined as the percentage of high school Scholars who are required to participate in the Scholar Success Program (graduation classes of 2017, 2018, and 2019) who have registered for a ScholarTrack account.

SCHOLAR SUCCESS PROGRAM COMPLETION: Defined as the percentage of high school Scholars who are required to participate in the Scholar Success Program who have completed all required Scholar Success Program activities during their respective cohort year.

ACADEMIC PERFORMANCE: Defined as the percentage of senior Scholars (class of 2015) who achieved a minimum GPA of 2.5 or higher

FAFSA COMPLETION: Defined as the percentage of high school senior Scholars (class of 2015) who filed the Free Application for Federal Student Aid (FAFSA) by the state deadline of March 10, 2015

Scholars.IN.gov



A program of the Indiana Commission for Higher Education

2014-2015 SCHOLAR OUTREACH SCORECARD

CASS TOWNSHIP SCHOOLS

	Local Scholars	All Scholars
Student Enrollment Eligible students enrolled in the Scholars program by June 30th of their 8th grade year	N/A	41%
ScholarTrack Registration Scholars who have a ScholarTrack account that records their completion of Scholar Success Program requirements	N/A	49%
Scholar Success Program Completion Scholars completing all required Scholar Success Program activities for their grade level	N/A	26%
Academic Performance Scholar earning at least the minimum cumulative 2.5 GPA required to earn the 21st Century Scholarship	N/A	62%
FAFSA Completion Scholars filing the Free Application for Federal Student Aid (FAFSA) by March 10th of their high school senior year	N/A	74%

N/A indicates that a value could not be calculated due to inapplicability of data, or because the denominator was zero.

STUDENT ENROLLMENT: Defined as the percentage of eligible 8th grade students who are enrolled in the Scholars program as a percentage of the total of 8th grade Free and Reduced Lunch Program population for the 2014-2015 academic year. Field may be listed as 'N/A' due to unavailability of Free and Reduced Lunch data. Similarly, enrollment may exceed 100% for schools in which the Scholar population exceeds that eighth grade free and reduced lunch population.

SCHOLARTRACK REGISTRATION: Defined as the percentage of high school Scholars who are required to participate in the Scholar Success Program (graduation classes of 2017, 2018, and 2019) who have registered for a ScholarTrack account.

SCHOLAR SUCCESS PROGRAM COMPLETION: Defined as the percentage of high school Scholars who are required to participate in the Scholar Success Program who have completed all required Scholar Success Program activities during their respective cohort year.

ACADEMIC PERFORMANCE: Defined as the percentage of senior Scholars (class of 2015) who achieved a minimum GPA of 2.5 or higher

FAFSA COMPLETION: Defined as the percentage of high school senior Scholars (class of 2015) who filed the Free Application for Federal Student Aid (FAFSA) by the state deadline of March 10, 2015

Scholars.IN.gov



A program of the Indiana Commission for Higher Education

2014-2015 SCHOLAR OUTREACH SCORECARD

CASTON SCHOOL CORPORATION

	Local Scholars	All Scholars
Student Enrollment Eligible students enrolled in the Scholars program by June 30th of their 8th grade year	29%	41%
ScholarTrack Registration Scholars who have a ScholarTrack account that records their completion of Scholar Success Program requirements	39%	49%
Scholar Success Program Completion Scholars completing all required Scholar Success Program activities for their grade level	12%	26%
Academic Performance Scholar earning at least the minimum cumulative 2.5 GPA required to earn the 21st Century Scholarship	82%	62%
FAFSA Completion Scholars filing the Free Application for Federal Student Aid (FAFSA) by March 10th of their high school senior year	82%	74%

N/A indicates that a value could not be calculated due to inapplicability of data, or because the denominator was zero.

STUDENT ENROLLMENT: Defined as the percentage of eligible 8th grade students who are enrolled in the Scholars program as a percentage of the total of 8th grade Free and Reduced Lunch Program population for the 2014-2015 academic year. Field may be listed as 'N/A' due to unavailability of Free and Reduced Lunch data. Similarly, enrollment may exceed 100% for schools in which the Scholar population exceeds that eighth grade free and reduced lunch population.

SCHOLARTRACK REGISTRATION: Defined as the percentage of high school Scholars who are required to participate in the Scholar Success Program (graduation classes of 2017, 2018, and 2019) who have registered for a ScholarTrack account.

SCHOLAR SUCCESS PROGRAM COMPLETION: Defined as the percentage of high school Scholars who are required to participate in the Scholar Success Program who have completed all required Scholar Success Program activities during their respective cohort year.

ACADEMIC PERFORMANCE: Defined as the percentage of senior Scholars (class of 2015) who achieved a minimum GPA of 2.5 or higher

FAFSA COMPLETION: Defined as the percentage of high school senior Scholars (class of 2015) who filed the Free Application for Federal Student Aid (FAFSA) by the state deadline of March 10, 2015

Scholars.IN.gov



2014-2015 SCHOLAR OUTREACH SCORECARD

CENTER GROVE COM SCH CORP

	Local Scholars	All Scholars
Student Enrollment Eligible students enrolled in the Scholars program by June 30th of their 8th grade year	N/A	41%
ScholarTrack Registration Scholars who have a ScholarTrack account that records their completion of Scholar Success Program requirements	41%	49%
Scholar Success Program Completion Scholars completing all required Scholar Success Program activities for their grade level	30%	26%
Academic Performance Scholar earning at least the minimum cumulative 2.5 GPA required to earn the 21st Century Scholarship	46%	62%
FAFSA Completion Scholars filing the Free Application for Federal Student Aid (FAFSA) by March 10th of their high school senior year	71%	74%

N/A indicates that a value could not be calculated due to inapplicability of data, or because the denominator was zero.

STUDENT ENROLLMENT: Defined as the percentage of eligible 8th grade students who are enrolled in the Scholars program as a percentage of the total of 8th grade Free and Reduced Lunch Program population for the 2014-2015 academic year. Field may be listed as 'N/A' due to unavailability of Free and Reduced Lunch data. Similarly, enrollment may exceed 100% for schools in which the Scholar population exceeds that eighth grade free and reduced lunch population.

SCHOLARTRACK REGISTRATION: Defined as the percentage of high school Scholars who are required to participate in the Scholar Success Program (graduation classes of 2017, 2018, and 2019) who have registered for a ScholarTrack account.

SCHOLAR SUCCESS PROGRAM COMPLETION: Defined as the percentage of high school Scholars who are required to participate in the Scholar Success Program who have completed all required Scholar Success Program activities during their respective cohort year.

ACADEMIC PERFORMANCE: Defined as the percentage of senior Scholars (class of 2015) who achieved a minimum GPA of 2.5 or higher

FAFSA COMPLETION: Defined as the percentage of high school senior Scholars (class of 2015) who filed the Free Application for Federal Student Aid (FAFSA) by the state deadline of March 10, 2015

Scholars.IN.gov



A program of the Indiana Commission for Higher Education

2014-2015 SCHOLAR OUTREACH SCORECARD

CENTERVILLE-ABINGTON COM SCHS

	Local Scholars	All Scholars
Student Enrollment Eligible students enrolled in the Scholars program by June 30th of their 8th grade year	N/A	41%
ScholarTrack Registration Scholars who have a ScholarTrack account that records their completion of Scholar Success Program requirements	60%	49%
Scholar Success Program Completion Scholars completing all required Scholar Success Program activities for their grade level	17%	26%
Academic Performance Scholar earning at least the minimum cumulative 2.5 GPA required to earn the 21st Century Scholarship	72%	62%
FAFSA Completion Scholars filing the Free Application for Federal Student Aid (FAFSA) by March 10th of their high school senior year	89%	74%

N/A indicates that a value could not be calculated due to inapplicability of data, or because the denominator was zero.

STUDENT ENROLLMENT: Defined as the percentage of eligible 8th grade students who are enrolled in the Scholars program as a percentage of the total of 8th grade Free and Reduced Lunch Program population for the 2014-2015 academic year. Field may be listed as 'N/A' due to unavailability of Free and Reduced Lunch data. Similarly, enrollment may exceed 100% for schools in which the Scholar population exceeds that eighth grade free and reduced lunch population.

SCHOLARTRACK REGISTRATION: Defined as the percentage of high school Scholars who are required to participate in the Scholar Success Program (graduation classes of 2017, 2018, and 2019) who have registered for a ScholarTrack account.

SCHOLAR SUCCESS PROGRAM COMPLETION: Defined as the percentage of high school Scholars who are required to participate in the Scholar Success Program who have completed all required Scholar Success Program activities during their respective cohort year.

ACADEMIC PERFORMANCE: Defined as the percentage of senior Scholars (class of 2015) who achieved a minimum GPA of 2.5 or higher

FAFSA COMPLETION: Defined as the percentage of high school senior Scholars (class of 2015) who filed the Free Application for Federal Student Aid (FAFSA) by the state deadline of March 10, 2015

Scholars.IN.gov



2014-2015 SCHOLAR OUTREACH SCORECARD

CENTRAL NOBLE COM SCHOOL CORP

	Local Scholars	All Scholars
Student Enrollment Eligible students enrolled in the Scholars program by June 30th of their 8th grade year	43%	41%
ScholarTrack Registration Scholars who have a ScholarTrack account that records their completion of Scholar Success Program requirements	59%	49%
Scholar Success Program Completion Scholars completing all required Scholar Success Program activities for their grade level	10%	26%
Academic Performance Scholar earning at least the minimum cumulative 2.5 GPA required to earn the 21st Century Scholarship	49%	62%
FAFSA Completion Scholars filing the Free Application for Federal Student Aid (FAFSA) by March 10th of their high school senior year	71%	74%

N/A indicates that a value could not be calculated due to inapplicability of data, or because the denominator was zero.

STUDENT ENROLLMENT: Defined as the percentage of eligible 8th grade students who are enrolled in the Scholars program as a percentage of the total of 8th grade Free and Reduced Lunch Program population for the 2014-2015 academic year. Field may be listed as 'N/A' due to unavailability of Free and Reduced Lunch data. Similarly, enrollment may exceed 100% for schools in which the Scholar population exceeds that eighth grade free and reduced lunch population.

SCHOLARTRACK REGISTRATION: Defined as the percentage of high school Scholars who are required to participate in the Scholar Success Program (graduation classes of 2017, 2018, and 2019) who have registered for a ScholarTrack account.

SCHOLAR SUCCESS PROGRAM COMPLETION: Defined as the percentage of high school Scholars who are required to participate in the Scholar Success Program who have completed all required Scholar Success Program activities during their respective cohort year.

ACADEMIC PERFORMANCE: Defined as the percentage of senior Scholars (class of 2015) who achieved a minimum GPA of 2.5 or higher

FAFSA COMPLETION: Defined as the percentage of high school senior Scholars (class of 2015) who filed the Free Application for Federal Student Aid (FAFSA) by the state deadline of March 10, 2015

Scholars.IN.gov



A program of the Indiana Commission for Higher Education

2014-2015 SCHOLAR OUTREACH SCORECARD

CHARLES A TINDLEY ACCELERATED SCHL

	Local Scholars	All Scholars
Student Enrollment Eligible students enrolled in the Scholars program by June 30th of their 8th grade year	N/A	41%
ScholarTrack Registration Scholars who have a ScholarTrack account that records their completion of Scholar Success Program requirements	32%	49%
Scholar Success Program Completion Scholars completing all required Scholar Success Program activities for their grade level	13%	26%
Academic Performance Scholar earning at least the minimum cumulative 2.5 GPA required to earn the 21st Century Scholarship	85%	62%
FAFSA Completion Scholars filing the Free Application for Federal Student Aid (FAFSA) by March 10th of their high school senior year	85%	74%

N/A indicates that a value could not be calculated due to inapplicability of data, or because the denominator was zero.

STUDENT ENROLLMENT: Defined as the percentage of eligible 8th grade students who are enrolled in the Scholars program as a percentage of the total of 8th grade Free and Reduced Lunch Program population for the 2014-2015 academic year. Field may be listed as 'N/A' due to unavailability of Free and Reduced Lunch data. Similarly, enrollment may exceed 100% for schools in which the Scholar population exceeds that eighth grade free and reduced lunch population.

SCHOLARTRACK REGISTRATION: Defined as the percentage of high school Scholars who are required to participate in the Scholar Success Program (graduation classes of 2017, 2018, and 2019) who have registered for a ScholarTrack account.

SCHOLAR SUCCESS PROGRAM COMPLETION: Defined as the percentage of high school Scholars who are required to participate in the Scholar Success Program who have completed all required Scholar Success Program activities during their respective cohort year.

ACADEMIC PERFORMANCE: Defined as the percentage of senior Scholars (class of 2015) who achieved a minimum GPA of 2.5 or higher

FAFSA COMPLETION: Defined as the percentage of high school senior Scholars (class of 2015) who filed the Free Application for Federal Student Aid (FAFSA) by the state deadline of March 10, 2015

Scholars.IN.gov



A program of the Indiana Commission for Higher Education

2014-2015 SCHOLAR OUTREACH SCORECARD

CHARTER SCHOOL OF THE DUNES

	Local Scholars	All Scholars
Student Enrollment Eligible students enrolled in the Scholars program by June 30th of their 8th grade year	29%	41%
ScholarTrack Registration Scholars who have a ScholarTrack account that records their completion of Scholar Success Program requirements	67%	49%
Scholar Success Program Completion Scholars completing all required Scholar Success Program activities for their grade level	0%	26%
Academic Performance Scholar earning at least the minimum cumulative 2.5 GPA required to earn the 21st Century Scholarship	52%	62%
FAFSA Completion Scholars filing the Free Application for Federal Student Aid (FAFSA) by March 10th of their high school senior year	79%	74%

N/A indicates that a value could not be calculated due to inapplicability of data, or because the denominator was zero.

STUDENT ENROLLMENT: Defined as the percentage of eligible 8th grade students who are enrolled in the Scholars program as a percentage of the total of 8th grade Free and Reduced Lunch Program population for the 2014-2015 academic year. Field may be listed as 'N/A' due to unavailability of Free and Reduced Lunch data. Similarly, enrollment may exceed 100% for schools in which the Scholar population exceeds that eighth grade free and reduced lunch population.

SCHOLARTRACK REGISTRATION: Defined as the percentage of high school Scholars who are required to participate in the Scholar Success Program (graduation classes of 2017, 2018, and 2019) who have registered for a ScholarTrack account.

SCHOLAR SUCCESS PROGRAM COMPLETION: Defined as the percentage of high school Scholars who are required to participate in the Scholar Success Program who have completed all required Scholar Success Program activities during their respective cohort year.

ACADEMIC PERFORMANCE: Defined as the percentage of senior Scholars (class of 2015) who achieved a minimum GPA of 2.5 or higher

FAFSA COMPLETION: Defined as the percentage of high school senior Scholars (class of 2015) who filed the Free Application for Federal Student Aid (FAFSA) by the state deadline of March 10, 2015

Scholars.IN.gov



A program of the Indiana Commission for Higher Education

2014-2015 SCHOLAR OUTREACH SCORECARD

CHRISTEL HOUSE ACADEMY SOUTH

	Local Scholars	All Scholars
Student Enrollment Eligible students enrolled in the Scholars program by June 30th of their 8th grade year	75%	41%
ScholarTrack Registration Scholars who have a ScholarTrack account that records their completion of Scholar Success Program requirements	38%	49%
Scholar Success Program Completion Scholars completing all required Scholar Success Program activities for their grade level	14%	26%
Academic Performance Scholar earning at least the minimum cumulative 2.5 GPA required to earn the 21st Century Scholarship	76%	62%
FAFSA Completion Scholars filing the Free Application for Federal Student Aid (FAFSA) by March 10th of their high school senior year	82%	74%

N/A indicates that a value could not be calculated due to inapplicability of data, or because the denominator was zero.

STUDENT ENROLLMENT: Defined as the percentage of eligible 8th grade students who are enrolled in the Scholars program as a percentage of the total of 8th grade Free and Reduced Lunch Program population for the 2014-2015 academic year. Field may be listed as 'N/A' due to unavailability of Free and Reduced Lunch data. Similarly, enrollment may exceed 100% for schools in which the Scholar population exceeds that eighth grade free and reduced lunch population.

SCHOLARTRACK REGISTRATION: Defined as the percentage of high school Scholars who are required to participate in the Scholar Success Program (graduation classes of 2017, 2018, and 2019) who have registered for a ScholarTrack account.

SCHOLAR SUCCESS PROGRAM COMPLETION: Defined as the percentage of high school Scholars who are required to participate in the Scholar Success Program who have completed all required Scholar Success Program activities during their respective cohort year.

ACADEMIC PERFORMANCE: Defined as the percentage of senior Scholars (class of 2015) who achieved a minimum GPA of 2.5 or higher

FAFSA COMPLETION: Defined as the percentage of high school senior Scholars (class of 2015) who filed the Free Application for Federal Student Aid (FAFSA) by the state deadline of March 10, 2015

Scholars.IN.gov



2014-2015 SCHOLAR OUTREACH SCORECARD

CLARK-PLEASANT COM SCHOOL CORP

	Local Scholars	All Scholars
Student Enrollment Eligible students enrolled in the Scholars program by June 30th of their 8th grade year	N/A	41%
ScholarTrack Registration Scholars who have a ScholarTrack account that records their completion of Scholar Success Program requirements	64%	49%
Scholar Success Program Completion Scholars completing all required Scholar Success Program activities for their grade level	19%	26%
Academic Performance Scholar earning at least the minimum cumulative 2.5 GPA required to earn the 21st Century Scholarship	75%	62%
FAFSA Completion Scholars filing the Free Application for Federal Student Aid (FAFSA) by March 10th of their high school senior year	86%	74%

N/A indicates that a value could not be calculated due to inapplicability of data, or because the denominator was zero.

STUDENT ENROLLMENT: Defined as the percentage of eligible 8th grade students who are enrolled in the Scholars program as a percentage of the total of 8th grade Free and Reduced Lunch Program population for the 2014-2015 academic year. Field may be listed as 'N/A' due to unavailability of Free and Reduced Lunch data. Similarly, enrollment may exceed 100% for schools in which the Scholar population exceeds that eighth grade free and reduced lunch population.

SCHOLARTRACK REGISTRATION: Defined as the percentage of high school Scholars who are required to participate in the Scholar Success Program (graduation classes of 2017, 2018, and 2019) who have registered for a ScholarTrack account.

SCHOLAR SUCCESS PROGRAM COMPLETION: Defined as the percentage of high school Scholars who are required to participate in the Scholar Success Program who have completed all required Scholar Success Program activities during their respective cohort year.

ACADEMIC PERFORMANCE: Defined as the percentage of senior Scholars (class of 2015) who achieved a minimum GPA of 2.5 or higher

FAFSA COMPLETION: Defined as the percentage of high school senior Scholars (class of 2015) who filed the Free Application for Federal Student Aid (FAFSA) by the state deadline of March 10, 2015

Scholars.IN.gov



A program of the Indiana Commission for Higher Education

2014-2015 SCHOLAR OUTREACH SCORECARD

CLARKSVILLE COM SCHOOL CORP

	Local Scholars	All Scholars
Student Enrollment Eligible students enrolled in the Scholars program by June 30th of their 8th grade year	N/A	41%
ScholarTrack Registration Scholars who have a ScholarTrack account that records their completion of Scholar Success Program requirements	53%	49%
Scholar Success Program Completion Scholars completing all required Scholar Success Program activities for their grade level	6%	26%
Academic Performance Scholar earning at least the minimum cumulative 2.5 GPA required to earn the 21st Century Scholarship	66%	62%
FAFSA Completion Scholars filing the Free Application for Federal Student Aid (FAFSA) by March 10th of their high school senior year	68%	74%

N/A indicates that a value could not be calculated due to inapplicability of data, or because the denominator was zero.

STUDENT ENROLLMENT: Defined as the percentage of eligible 8th grade students who are enrolled in the Scholars program as a percentage of the total of 8th grade Free and Reduced Lunch Program population for the 2014-2015 academic year. Field may be listed as 'N/A' due to unavailability of Free and Reduced Lunch data. Similarly, enrollment may exceed 100% for schools in which the Scholar population exceeds that eighth grade free and reduced lunch population.

SCHOLARTRACK REGISTRATION: Defined as the percentage of high school Scholars who are required to participate in the Scholar Success Program (graduation classes of 2017, 2018, and 2019) who have registered for a ScholarTrack account.

SCHOLAR SUCCESS PROGRAM COMPLETION: Defined as the percentage of high school Scholars who are required to participate in the Scholar Success Program who have completed all required Scholar Success Program activities during their respective cohort year.

ACADEMIC PERFORMANCE: Defined as the percentage of senior Scholars (class of 2015) who achieved a minimum GPA of 2.5 or higher

FAFSA COMPLETION: Defined as the percentage of high school senior Scholars (class of 2015) who filed the Free Application for Federal Student Aid (FAFSA) by the state deadline of March 10, 2015

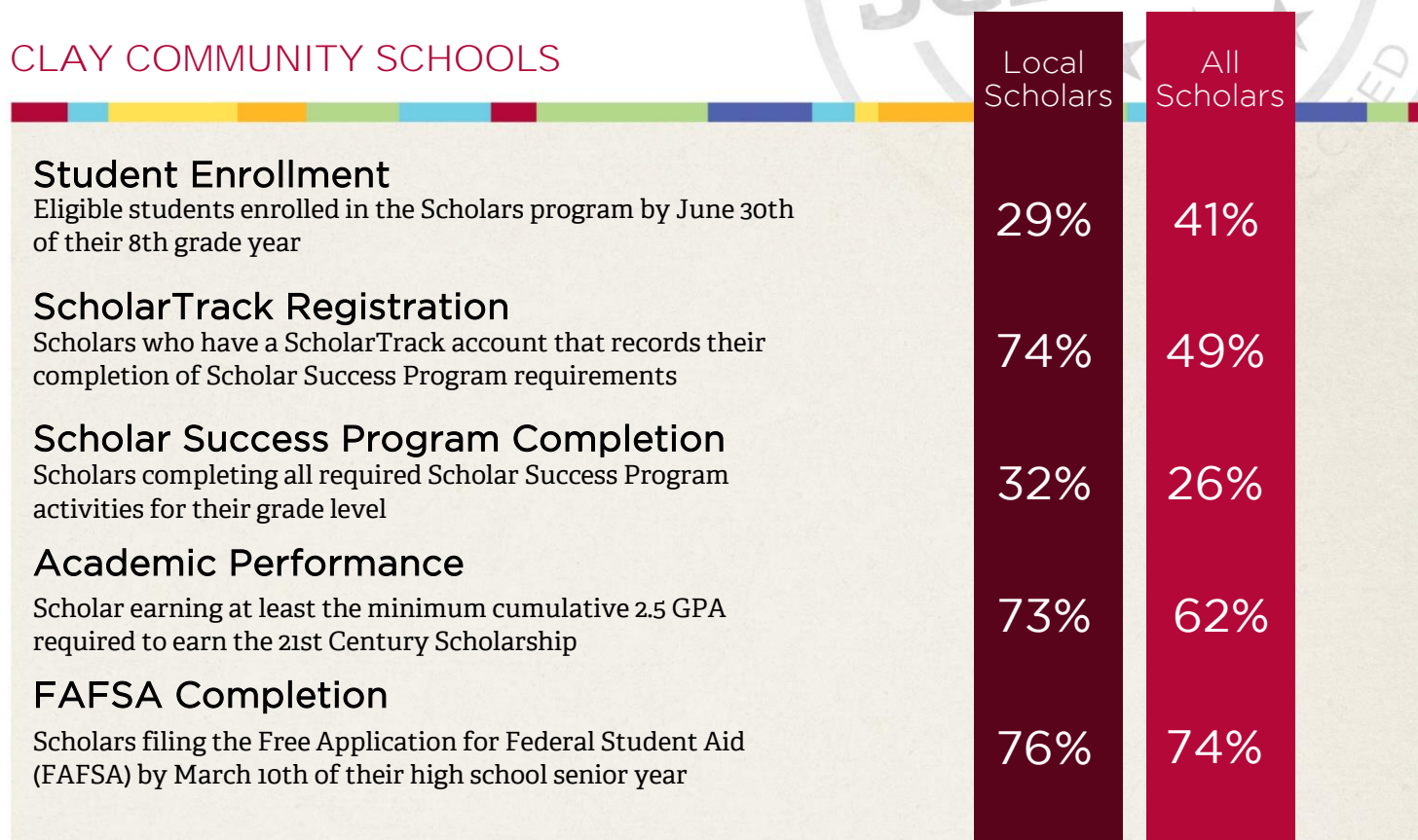
Scholars.IN.gov



A program of the Indiana Commission for Higher Education

2014-2015 SCHOLAR OUTREACH SCORECARD

CLAY COMMUNITY SCHOOLS



N/A indicates that a value could not be calculated due to inapplicability of data, or because the denominator was zero.

STUDENT ENROLLMENT: Defined as the percentage of eligible 8th grade students who are enrolled in the Scholars program as a percentage of the total of 8th grade Free and Reduced Lunch Program population for the 2014-2015 academic year. Field may be listed as 'N/A' due to unavailability of Free and Reduced Lunch data. Similarly, enrollment may exceed 100% for schools in which the Scholar population exceeds that eighth grade free and reduced lunch population.

SCHOLARTRACK REGISTRATION: Defined as the percentage of high school Scholars who are required to participate in the Scholar Success Program (graduation classes of 2017, 2018, and 2019) who have registered for a ScholarTrack account.

SCHOLAR SUCCESS PROGRAM COMPLETION: Defined as the percentage of high school Scholars who are required to participate in the Scholar Success Program who have completed all required Scholar Success Program activities during their respective cohort year.

ACADEMIC PERFORMANCE: Defined as the percentage of senior Scholars (class of 2015) who achieved a minimum GPA of 2.5 or higher

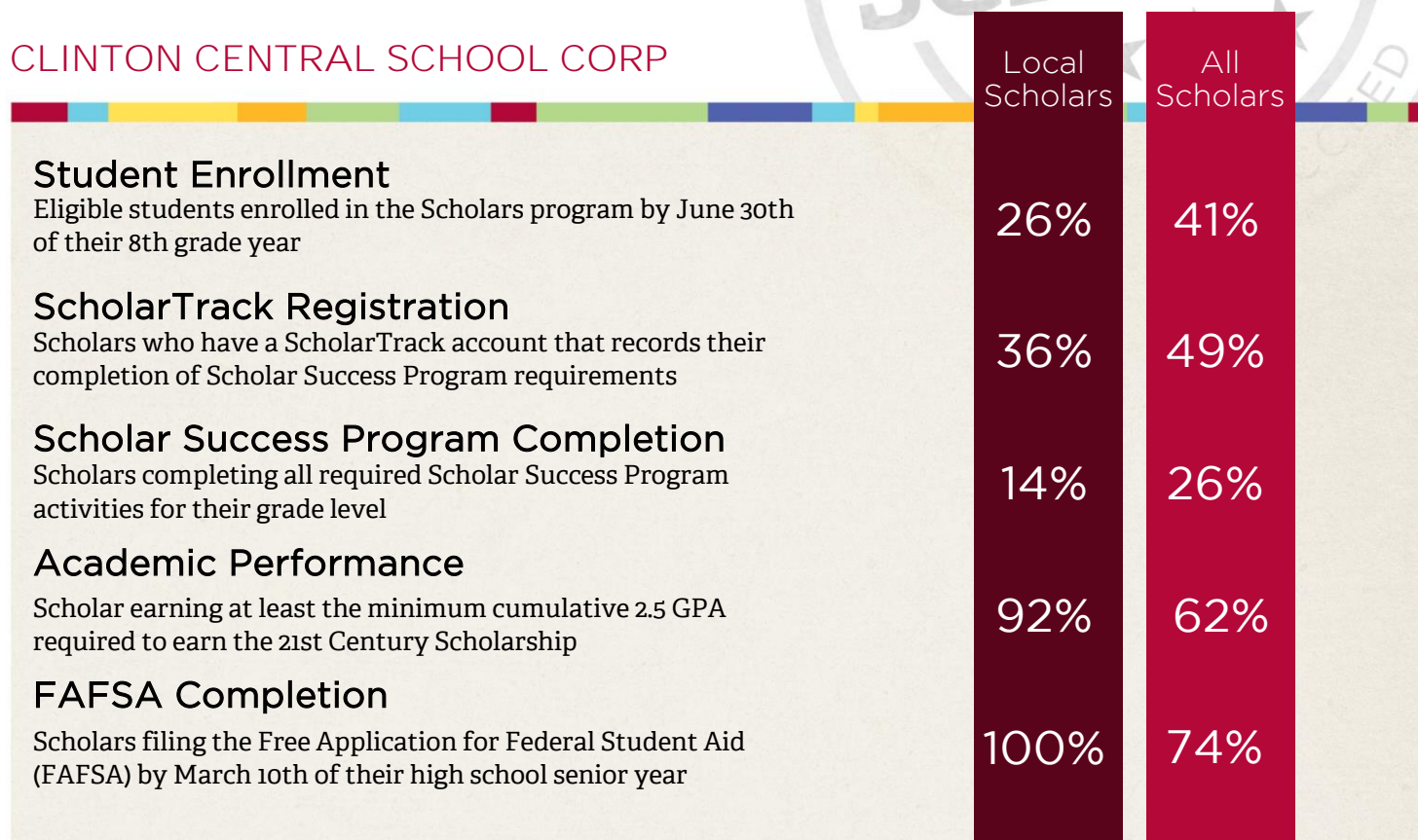
FAFSA COMPLETION: Defined as the percentage of high school senior Scholars (class of 2015) who filed the Free Application for Federal Student Aid (FAFSA) by the state deadline of March 10, 2015

Scholars.IN.gov



2014-2015 SCHOLAR OUTREACH SCORECARD

CLINTON CENTRAL SCHOOL CORP



N/A indicates that a value could not be calculated due to inapplicability of data, or because the denominator was zero.

STUDENT ENROLLMENT: Defined as the percentage of eligible 8th grade students who are enrolled in the Scholars program as a percentage of the total of 8th grade Free and Reduced Lunch Program population for the 2014-2015 academic year. Field may be listed as 'N/A' due to unavailability of Free and Reduced Lunch data. Similarly, enrollment may exceed 100% for schools in which the Scholar population exceeds that eighth grade free and reduced lunch population.

SCHOLARTRACK REGISTRATION: Defined as the percentage of high school Scholars who are required to participate in the Scholar Success Program (graduation classes of 2017, 2018, and 2019) who have registered for a ScholarTrack account.

SCHOLAR SUCCESS PROGRAM COMPLETION: Defined as the percentage of high school Scholars who are required to participate in the Scholar Success Program who have completed all required Scholar Success Program activities during their respective cohort year.

ACADEMIC PERFORMANCE: Defined as the percentage of senior Scholars (class of 2015) who achieved a minimum GPA of 2.5 or higher

FAFSA COMPLETION: Defined as the percentage of high school senior Scholars (class of 2015) who filed the Free Application for Federal Student Aid (FAFSA) by the state deadline of March 10, 2015

Scholars.IN.gov



2014-2015 SCHOLAR OUTREACH SCORECARD

CLINTON PRAIRIE SCHOOL CORP

	Local Scholars	All Scholars
Student Enrollment Eligible students enrolled in the Scholars program by June 30th of their 8th grade year	95%	41%
ScholarTrack Registration Scholars who have a ScholarTrack account that records their completion of Scholar Success Program requirements	50%	49%
Scholar Success Program Completion Scholars completing all required Scholar Success Program activities for their grade level	23%	26%
Academic Performance Scholar earning at least the minimum cumulative 2.5 GPA required to earn the 21st Century Scholarship	80%	62%
FAFSA Completion Scholars filing the Free Application for Federal Student Aid (FAFSA) by March 10th of their high school senior year	80%	74%

N/A indicates that a value could not be calculated due to inapplicability of data, or because the denominator was zero.

STUDENT ENROLLMENT: Defined as the percentage of eligible 8th grade students who are enrolled in the Scholars program as a percentage of the total of 8th grade Free and Reduced Lunch Program population for the 2014-2015 academic year. Field may be listed as 'N/A' due to unavailability of Free and Reduced Lunch data. Similarly, enrollment may exceed 100% for schools in which the Scholar population exceeds that eighth grade free and reduced lunch population.

SCHOLARTRACK REGISTRATION: Defined as the percentage of high school Scholars who are required to participate in the Scholar Success Program (graduation classes of 2017, 2018, and 2019) who have registered for a ScholarTrack account.

SCHOLAR SUCCESS PROGRAM COMPLETION: Defined as the percentage of high school Scholars who are required to participate in the Scholar Success Program who have completed all required Scholar Success Program activities during their respective cohort year.

ACADEMIC PERFORMANCE: Defined as the percentage of senior Scholars (class of 2015) who achieved a minimum GPA of 2.5 or higher

FAFSA COMPLETION: Defined as the percentage of high school senior Scholars (class of 2015) who filed the Free Application for Federal Student Aid (FAFSA) by the state deadline of March 10, 2015

Scholars.IN.gov



A program of the Indiana Commission for Higher Education

2014-2015 SCHOLAR OUTREACH SCORECARD

CLOVERDALE COMMUNITY SCHOOLS

	Local Scholars	All Scholars
Student Enrollment Eligible students enrolled in the Scholars program by June 30th of their 8th grade year	N/A	41%
ScholarTrack Registration Scholars who have a ScholarTrack account that records their completion of Scholar Success Program requirements	58%	49%
Scholar Success Program Completion Scholars completing all required Scholar Success Program activities for their grade level	46%	26%
Academic Performance Scholar earning at least the minimum cumulative 2.5 GPA required to earn the 21st Century Scholarship	69%	62%
FAFSA Completion Scholars filing the Free Application for Federal Student Aid (FAFSA) by March 10th of their high school senior year	66%	74%

N/A indicates that a value could not be calculated due to inapplicability of data, or because the denominator was zero.

STUDENT ENROLLMENT: Defined as the percentage of eligible 8th grade students who are enrolled in the Scholars program as a percentage of the total of 8th grade Free and Reduced Lunch Program population for the 2014-2015 academic year. Field may be listed as 'N/A' due to unavailability of Free and Reduced Lunch data. Similarly, enrollment may exceed 100% for schools in which the Scholar population exceeds that eighth grade free and reduced lunch population.

SCHOLARTRACK REGISTRATION: Defined as the percentage of high school Scholars who are required to participate in the Scholar Success Program (graduation classes of 2017, 2018, and 2019) who have registered for a ScholarTrack account.

SCHOLAR SUCCESS PROGRAM COMPLETION: Defined as the percentage of high school Scholars who are required to participate in the Scholar Success Program who have completed all required Scholar Success Program activities during their respective cohort year.

ACADEMIC PERFORMANCE: Defined as the percentage of senior Scholars (class of 2015) who achieved a minimum GPA of 2.5 or higher

FAFSA COMPLETION: Defined as the percentage of high school senior Scholars (class of 2015) who filed the Free Application for Federal Student Aid (FAFSA) by the state deadline of March 10, 2015

Scholars.IN.gov



A program of the Indiana Commission for Higher Education

2014-2015 SCHOLAR OUTREACH SCORECARD

COMMUNITY MONTESSORI INC

	Local Scholars	All Scholars
Student Enrollment Eligible students enrolled in the Scholars program by June 30th of their 8th grade year	9%	41%
ScholarTrack Registration Scholars who have a ScholarTrack account that records their completion of Scholar Success Program requirements	100%	49%
Scholar Success Program Completion Scholars completing all required Scholar Success Program activities for their grade level	67%	26%
Academic Performance Scholar earning at least the minimum cumulative 2.5 GPA required to earn the 21st Century Scholarship	50%	62%
FAFSA Completion Scholars filing the Free Application for Federal Student Aid (FAFSA) by March 10th of their high school senior year	100%	74%

N/A indicates that a value could not be calculated due to inapplicability of data, or because the denominator was zero.

STUDENT ENROLLMENT: Defined as the percentage of eligible 8th grade students who are enrolled in the Scholars program as a percentage of the total of 8th grade Free and Reduced Lunch Program population for the 2014-2015 academic year. Field may be listed as 'N/A' due to unavailability of Free and Reduced Lunch data. Similarly, enrollment may exceed 100% for schools in which the Scholar population exceeds that eighth grade free and reduced lunch population.

SCHOLARTRACK REGISTRATION: Defined as the percentage of high school Scholars who are required to participate in the Scholar Success Program (graduation classes of 2017, 2018, and 2019) who have registered for a ScholarTrack account.

SCHOLAR SUCCESS PROGRAM COMPLETION: Defined as the percentage of high school Scholars who are required to participate in the Scholar Success Program who have completed all required Scholar Success Program activities during their respective cohort year.

ACADEMIC PERFORMANCE: Defined as the percentage of senior Scholars (class of 2015) who achieved a minimum GPA of 2.5 or higher

FAFSA COMPLETION: Defined as the percentage of high school senior Scholars (class of 2015) who filed the Free Application for Federal Student Aid (FAFSA) by the state deadline of March 10, 2015

Scholars.IN.gov



A program of the Indiana Commission for Higher Education

2014-2015 SCHOLAR OUTREACH SCORECARD

COMMUNITY SCHOOLS OF FRANKFORT

	Local Scholars	All Scholars
Student Enrollment Eligible students enrolled in the Scholars program by June 30th of their 8th grade year	N/A	41%
ScholarTrack Registration Scholars who have a ScholarTrack account that records their completion of Scholar Success Program requirements	48%	49%
Scholar Success Program Completion Scholars completing all required Scholar Success Program activities for their grade level	20%	26%
Academic Performance Scholar earning at least the minimum cumulative 2.5 GPA required to earn the 21st Century Scholarship	70%	62%
FAFSA Completion Scholars filing the Free Application for Federal Student Aid (FAFSA) by March 10th of their high school senior year	67%	74%

N/A indicates that a value could not be calculated due to inapplicability of data, or because the denominator was zero.

STUDENT ENROLLMENT: Defined as the percentage of eligible 8th grade students who are enrolled in the Scholars program as a percentage of the total of 8th grade Free and Reduced Lunch Program population for the 2014-2015 academic year. Field may be listed as 'N/A' due to unavailability of Free and Reduced Lunch data. Similarly, enrollment may exceed 100% for schools in which the Scholar population exceeds that eighth grade free and reduced lunch population.

SCHOLARTRACK REGISTRATION: Defined as the percentage of high school Scholars who are required to participate in the Scholar Success Program (graduation classes of 2017, 2018, and 2019) who have registered for a ScholarTrack account.

SCHOLAR SUCCESS PROGRAM COMPLETION: Defined as the percentage of high school Scholars who are required to participate in the Scholar Success Program who have completed all required Scholar Success Program activities during their respective cohort year.

ACADEMIC PERFORMANCE: Defined as the percentage of senior Scholars (class of 2015) who achieved a minimum GPA of 2.5 or higher

FAFSA COMPLETION: Defined as the percentage of high school senior Scholars (class of 2015) who filed the Free Application for Federal Student Aid (FAFSA) by the state deadline of March 10, 2015

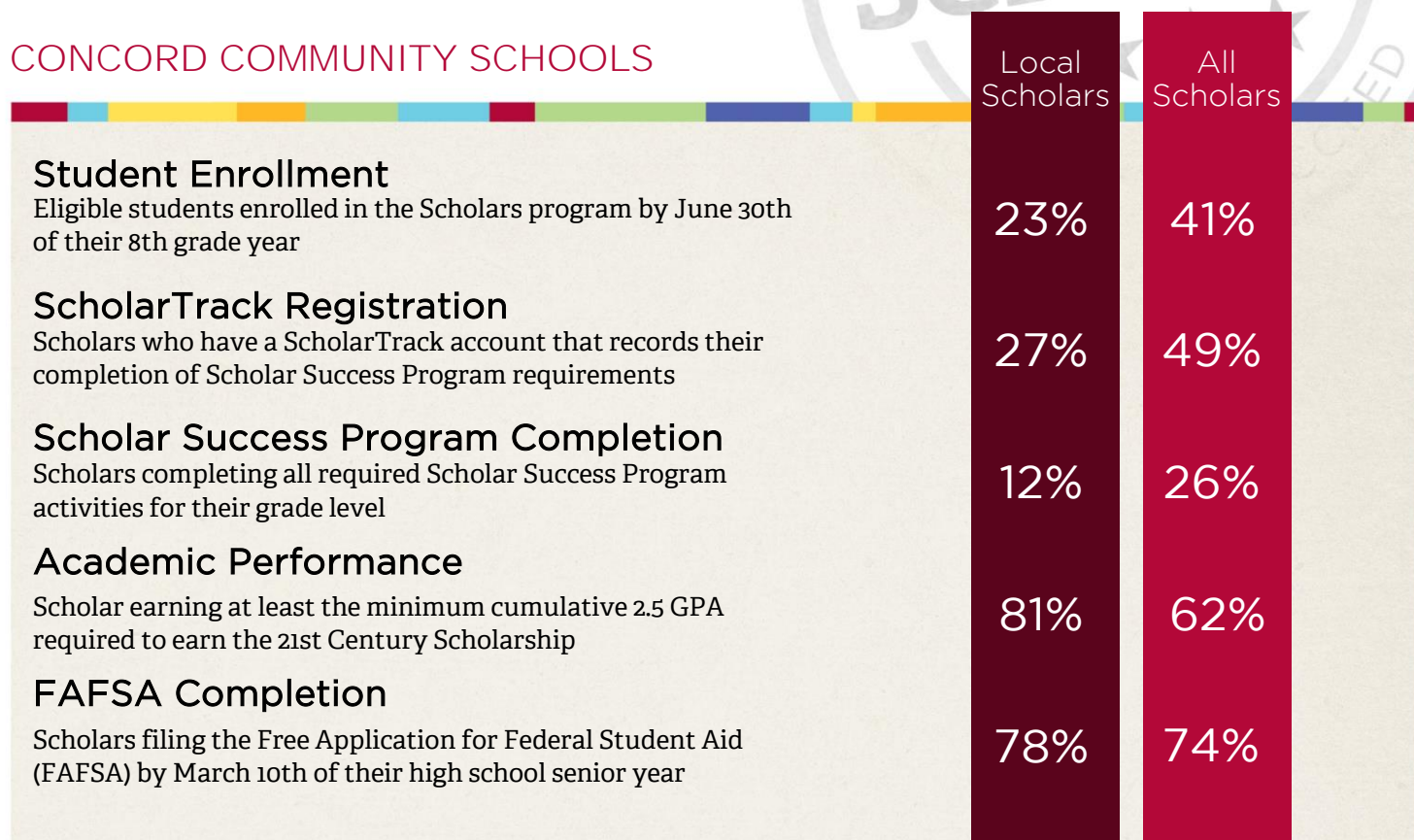
Scholars.IN.gov



A program of the Indiana Commission for Higher Education

2014-2015 SCHOLAR OUTREACH SCORECARD

CONCORD COMMUNITY SCHOOLS



N/A indicates that a value could not be calculated due to inapplicability of data, or because the denominator was zero.

STUDENT ENROLLMENT: Defined as the percentage of eligible 8th grade students who are enrolled in the Scholars program as a percentage of the total of 8th grade Free and Reduced Lunch Program population for the 2014-2015 academic year. Field may be listed as 'N/A' due to unavailability of Free and Reduced Lunch data. Similarly, enrollment may exceed 100% for schools in which the Scholar population exceeds that eighth grade free and reduced lunch population.

SCHOLARTRACK REGISTRATION: Defined as the percentage of high school Scholars who are required to participate in the Scholar Success Program (graduation classes of 2017, 2018, and 2019) who have registered for a ScholarTrack account.

SCHOLAR SUCCESS PROGRAM COMPLETION: Defined as the percentage of high school Scholars who are required to participate in the Scholar Success Program who have completed all required Scholar Success Program activities during their respective cohort year.

ACADEMIC PERFORMANCE: Defined as the percentage of senior Scholars (class of 2015) who achieved a minimum GPA of 2.5 or higher

FAFSA COMPLETION: Defined as the percentage of high school senior Scholars (class of 2015) who filed the Free Application for Federal Student Aid (FAFSA) by the state deadline of March 10, 2015

Scholars.IN.gov



2014-2015 SCHOLAR OUTREACH SCORECARD

COVINGTON COMMUNITY SCH CORP

	Local Scholars	All Scholars
Student Enrollment Eligible students enrolled in the Scholars program by June 30th of their 8th grade year	N/A	41%
ScholarTrack Registration Scholars who have a ScholarTrack account that records their completion of Scholar Success Program requirements	97%	49%
Scholar Success Program Completion Scholars completing all required Scholar Success Program activities for their grade level	69%	26%
Academic Performance Scholar earning at least the minimum cumulative 2.5 GPA required to earn the 21st Century Scholarship	87%	62%
FAFSA Completion Scholars filing the Free Application for Federal Student Aid (FAFSA) by March 10th of their high school senior year	93%	74%

N/A indicates that a value could not be calculated due to inapplicability of data, or because the denominator was zero.

STUDENT ENROLLMENT: Defined as the percentage of eligible 8th grade students who are enrolled in the Scholars program as a percentage of the total of 8th grade Free and Reduced Lunch Program population for the 2014-2015 academic year. Field may be listed as 'N/A' due to unavailability of Free and Reduced Lunch data. Similarly, enrollment may exceed 100% for schools in which the Scholar population exceeds that eighth grade free and reduced lunch population.

SCHOLARTRACK REGISTRATION: Defined as the percentage of high school Scholars who are required to participate in the Scholar Success Program (graduation classes of 2017, 2018, and 2019) who have registered for a ScholarTrack account.

SCHOLAR SUCCESS PROGRAM COMPLETION: Defined as the percentage of high school Scholars who are required to participate in the Scholar Success Program who have completed all required Scholar Success Program activities during their respective cohort year.

ACADEMIC PERFORMANCE: Defined as the percentage of senior Scholars (class of 2015) who achieved a minimum GPA of 2.5 or higher

FAFSA COMPLETION: Defined as the percentage of high school senior Scholars (class of 2015) who filed the Free Application for Federal Student Aid (FAFSA) by the state deadline of March 10, 2015

Scholars.IN.gov



A program of the Indiana Commission for Higher Education

2014-2015 SCHOLAR OUTREACH SCORECARD

COWAN COMMUNITY SCHOOL CORP

	Local Scholars	All Scholars
Student Enrollment Eligible students enrolled in the Scholars program by June 30th of their 8th grade year	101%	41%
ScholarTrack Registration Scholars who have a ScholarTrack account that records their completion of Scholar Success Program requirements	31%	49%
Scholar Success Program Completion Scholars completing all required Scholar Success Program activities for their grade level	18%	26%
Academic Performance Scholar earning at least the minimum cumulative 2.5 GPA required to earn the 21st Century Scholarship	44%	62%
FAFSA Completion Scholars filing the Free Application for Federal Student Aid (FAFSA) by March 10th of their high school senior year	81%	74%

N/A indicates that a value could not be calculated due to inapplicability of data, or because the denominator was zero.

STUDENT ENROLLMENT: Defined as the percentage of eligible 8th grade students who are enrolled in the Scholars program as a percentage of the total of 8th grade Free and Reduced Lunch Program population for the 2014-2015 academic year. Field may be listed as 'N/A' due to unavailability of Free and Reduced Lunch data. Similarly, enrollment may exceed 100% for schools in which the Scholar population exceeds that eighth grade free and reduced lunch population.

SCHOLARTRACK REGISTRATION: Defined as the percentage of high school Scholars who are required to participate in the Scholar Success Program (graduation classes of 2017, 2018, and 2019) who have registered for a ScholarTrack account.

SCHOLAR SUCCESS PROGRAM COMPLETION: Defined as the percentage of high school Scholars who are required to participate in the Scholar Success Program who have completed all required Scholar Success Program activities during their respective cohort year.

ACADEMIC PERFORMANCE: Defined as the percentage of senior Scholars (class of 2015) who achieved a minimum GPA of 2.5 or higher

FAFSA COMPLETION: Defined as the percentage of high school senior Scholars (class of 2015) who filed the Free Application for Federal Student Aid (FAFSA) by the state deadline of March 10, 2015

Scholars.IN.gov



A program of the Indiana Commission for Higher Education

2014-2015 SCHOLAR OUTREACH SCORECARD

CRAWFORD CO COM SCHOOL CORP

	Local Scholars	All Scholars
Student Enrollment Eligible students enrolled in the Scholars program by June 30th of their 8th grade year	37%	41%
ScholarTrack Registration Scholars who have a ScholarTrack account that records their completion of Scholar Success Program requirements	53%	49%
Scholar Success Program Completion Scholars completing all required Scholar Success Program activities for their grade level	37%	26%
Academic Performance Scholar earning at least the minimum cumulative 2.5 GPA required to earn the 21st Century Scholarship	81%	62%
FAFSA Completion Scholars filing the Free Application for Federal Student Aid (FAFSA) by March 10th of their high school senior year	72%	74%

N/A indicates that a value could not be calculated due to inapplicability of data, or because the denominator was zero.

STUDENT ENROLLMENT: Defined as the percentage of eligible 8th grade students who are enrolled in the Scholars program as a percentage of the total of 8th grade Free and Reduced Lunch Program population for the 2014-2015 academic year. Field may be listed as 'N/A' due to unavailability of Free and Reduced Lunch data. Similarly, enrollment may exceed 100% for schools in which the Scholar population exceeds that eighth grade free and reduced lunch population.

SCHOLARTRACK REGISTRATION: Defined as the percentage of high school Scholars who are required to participate in the Scholar Success Program (graduation classes of 2017, 2018, and 2019) who have registered for a ScholarTrack account.

SCHOLAR SUCCESS PROGRAM COMPLETION: Defined as the percentage of high school Scholars who are required to participate in the Scholar Success Program who have completed all required Scholar Success Program activities during their respective cohort year.

ACADEMIC PERFORMANCE: Defined as the percentage of senior Scholars (class of 2015) who achieved a minimum GPA of 2.5 or higher

FAFSA COMPLETION: Defined as the percentage of high school senior Scholars (class of 2015) who filed the Free Application for Federal Student Aid (FAFSA) by the state deadline of March 10, 2015

Scholars.IN.gov



A program of the Indiana Commission for Higher Education

2014-2015 SCHOLAR OUTREACH SCORECARD

CRAWFORDSVILLE COM SCHOOLS

	Local Scholars	All Scholars
Student Enrollment Eligible students enrolled in the Scholars program by June 30th of their 8th grade year	N/A	41%
ScholarTrack Registration Scholars who have a ScholarTrack account that records their completion of Scholar Success Program requirements	100%	49%
Scholar Success Program Completion Scholars completing all required Scholar Success Program activities for their grade level	62%	26%
Academic Performance Scholar earning at least the minimum cumulative 2.5 GPA required to earn the 21st Century Scholarship	74%	62%
FAFSA Completion Scholars filing the Free Application for Federal Student Aid (FAFSA) by March 10th of their high school senior year	77%	74%

N/A indicates that a value could not be calculated due to inapplicability of data, or because the denominator was zero.

STUDENT ENROLLMENT: Defined as the percentage of eligible 8th grade students who are enrolled in the Scholars program as a percentage of the total of 8th grade Free and Reduced Lunch Program population for the 2014-2015 academic year. Field may be listed as 'N/A' due to unavailability of Free and Reduced Lunch data. Similarly, enrollment may exceed 100% for schools in which the Scholar population exceeds that eighth grade free and reduced lunch population.

SCHOLARTRACK REGISTRATION: Defined as the percentage of high school Scholars who are required to participate in the Scholar Success Program (graduation classes of 2017, 2018, and 2019) who have registered for a ScholarTrack account.

SCHOLAR SUCCESS PROGRAM COMPLETION: Defined as the percentage of high school Scholars who are required to participate in the Scholar Success Program who have completed all required Scholar Success Program activities during their respective cohort year.

ACADEMIC PERFORMANCE: Defined as the percentage of senior Scholars (class of 2015) who achieved a minimum GPA of 2.5 or higher

FAFSA COMPLETION: Defined as the percentage of high school senior Scholars (class of 2015) who filed the Free Application for Federal Student Aid (FAFSA) by the state deadline of March 10, 2015

Scholars.IN.gov



A program of the Indiana Commission for Higher Education

2014-2015 SCHOLAR OUTREACH SCORECARD

CROTHERSVILLE COMMUNITY SCHOOLS

	Local Scholars	All Scholars
Student Enrollment Eligible students enrolled in the Scholars program by June 30th of their 8th grade year	31%	41%
ScholarTrack Registration Scholars who have a ScholarTrack account that records their completion of Scholar Success Program requirements	75%	49%
Scholar Success Program Completion Scholars completing all required Scholar Success Program activities for their grade level	58%	26%
Academic Performance Scholar earning at least the minimum cumulative 2.5 GPA required to earn the 21st Century Scholarship	77%	62%
FAFSA Completion Scholars filing the Free Application for Federal Student Aid (FAFSA) by March 10th of their high school senior year	85%	74%

N/A indicates that a value could not be calculated due to inapplicability of data, or because the denominator was zero.

STUDENT ENROLLMENT: Defined as the percentage of eligible 8th grade students who are enrolled in the Scholars program as a percentage of the total of 8th grade Free and Reduced Lunch Program population for the 2014-2015 academic year. Field may be listed as 'N/A' due to unavailability of Free and Reduced Lunch data. Similarly, enrollment may exceed 100% for schools in which the Scholar population exceeds that eighth grade free and reduced lunch population.

SCHOLARTRACK REGISTRATION: Defined as the percentage of high school Scholars who are required to participate in the Scholar Success Program (graduation classes of 2017, 2018, and 2019) who have registered for a ScholarTrack account.

SCHOLAR SUCCESS PROGRAM COMPLETION: Defined as the percentage of high school Scholars who are required to participate in the Scholar Success Program who have completed all required Scholar Success Program activities during their respective cohort year.

ACADEMIC PERFORMANCE: Defined as the percentage of senior Scholars (class of 2015) who achieved a minimum GPA of 2.5 or higher

FAFSA COMPLETION: Defined as the percentage of high school senior Scholars (class of 2015) who filed the Free Application for Federal Student Aid (FAFSA) by the state deadline of March 10, 2015

Scholars.IN.gov



2014-2015 SCHOLAR OUTREACH SCORECARD

CROWN POINT COMMUNITY SCH CORP

	Local Scholars	All Scholars
Student Enrollment Eligible students enrolled in the Scholars program by June 30th of their 8th grade year	28%	41%
ScholarTrack Registration Scholars who have a ScholarTrack account that records their completion of Scholar Success Program requirements	67%	49%
Scholar Success Program Completion Scholars completing all required Scholar Success Program activities for their grade level	65%	26%
Academic Performance Scholar earning at least the minimum cumulative 2.5 GPA required to earn the 21st Century Scholarship	74%	62%
FAFSA Completion Scholars filing the Free Application for Federal Student Aid (FAFSA) by March 10th of their high school senior year	83%	74%

N/A indicates that a value could not be calculated due to inapplicability of data, or because the denominator was zero.

STUDENT ENROLLMENT: Defined as the percentage of eligible 8th grade students who are enrolled in the Scholars program as a percentage of the total of 8th grade Free and Reduced Lunch Program population for the 2014-2015 academic year. Field may be listed as 'N/A' due to unavailability of Free and Reduced Lunch data. Similarly, enrollment may exceed 100% for schools in which the Scholar population exceeds that eighth grade free and reduced lunch population.

SCHOLARTRACK REGISTRATION: Defined as the percentage of high school Scholars who are required to participate in the Scholar Success Program (graduation classes of 2017, 2018, and 2019) who have registered for a ScholarTrack account.

SCHOLAR SUCCESS PROGRAM COMPLETION: Defined as the percentage of high school Scholars who are required to participate in the Scholar Success Program who have completed all required Scholar Success Program activities during their respective cohort year.

ACADEMIC PERFORMANCE: Defined as the percentage of senior Scholars (class of 2015) who achieved a minimum GPA of 2.5 or higher

FAFSA COMPLETION: Defined as the percentage of high school senior Scholars (class of 2015) who filed the Free Application for Federal Student Aid (FAFSA) by the state deadline of March 10, 2015

Scholars.IN.gov



A program of the Indiana Commission for Higher Education

2014-2015 SCHOLAR OUTREACH SCORECARD

CULVER COMMUNITY SCHOOLS CORP

	Local Scholars	All Scholars
Student Enrollment Eligible students enrolled in the Scholars program by June 30th of their 8th grade year	N/A	41%
ScholarTrack Registration Scholars who have a ScholarTrack account that records their completion of Scholar Success Program requirements	20%	49%
Scholar Success Program Completion Scholars completing all required Scholar Success Program activities for their grade level	7%	26%
Academic Performance Scholar earning at least the minimum cumulative 2.5 GPA required to earn the 21st Century Scholarship	54%	62%
FAFSA Completion Scholars filing the Free Application for Federal Student Aid (FAFSA) by March 10th of their high school senior year	79%	74%

N/A indicates that a value could not be calculated due to inapplicability of data, or because the denominator was zero.

STUDENT ENROLLMENT: Defined as the percentage of eligible 8th grade students who are enrolled in the Scholars program as a percentage of the total of 8th grade Free and Reduced Lunch Program population for the 2014-2015 academic year. Field may be listed as 'N/A' due to unavailability of Free and Reduced Lunch data. Similarly, enrollment may exceed 100% for schools in which the Scholar population exceeds that eighth grade free and reduced lunch population.

SCHOLARTRACK REGISTRATION: Defined as the percentage of high school Scholars who are required to participate in the Scholar Success Program (graduation classes of 2017, 2018, and 2019) who have registered for a ScholarTrack account.

SCHOLAR SUCCESS PROGRAM COMPLETION: Defined as the percentage of high school Scholars who are required to participate in the Scholar Success Program who have completed all required Scholar Success Program activities during their respective cohort year.

ACADEMIC PERFORMANCE: Defined as the percentage of senior Scholars (class of 2015) who achieved a minimum GPA of 2.5 or higher

FAFSA COMPLETION: Defined as the percentage of high school senior Scholars (class of 2015) who filed the Free Application for Federal Student Aid (FAFSA) by the state deadline of March 10, 2015

Scholars.IN.gov



A program of the Indiana Commission for Higher Education

2014-2015 SCHOLAR OUTREACH SCORECARD

DALEVILLE COMMUNITY SCHOOLS

	Local Scholars	All Scholars
Student Enrollment Eligible students enrolled in the Scholars program by June 30th of their 8th grade year	122%	41%
ScholarTrack Registration Scholars who have a ScholarTrack account that records their completion of Scholar Success Program requirements	24%	49%
Scholar Success Program Completion Scholars completing all required Scholar Success Program activities for their grade level	13%	26%
Academic Performance Scholar earning at least the minimum cumulative 2.5 GPA required to earn the 21st Century Scholarship	56%	62%
FAFSA Completion Scholars filing the Free Application for Federal Student Aid (FAFSA) by March 10th of their high school senior year	72%	74%

N/A indicates that a value could not be calculated due to inapplicability of data, or because the denominator was zero.

STUDENT ENROLLMENT: Defined as the percentage of eligible 8th grade students who are enrolled in the Scholars program as a percentage of the total of 8th grade Free and Reduced Lunch Program population for the 2014-2015 academic year. Field may be listed as 'N/A' due to unavailability of Free and Reduced Lunch data. Similarly, enrollment may exceed 100% for schools in which the Scholar population exceeds that eighth grade free and reduced lunch population.

SCHOLARTRACK REGISTRATION: Defined as the percentage of high school Scholars who are required to participate in the Scholar Success Program (graduation classes of 2017, 2018, and 2019) who have registered for a ScholarTrack account.

SCHOLAR SUCCESS PROGRAM COMPLETION: Defined as the percentage of high school Scholars who are required to participate in the Scholar Success Program who have completed all required Scholar Success Program activities during their respective cohort year.

ACADEMIC PERFORMANCE: Defined as the percentage of senior Scholars (class of 2015) who achieved a minimum GPA of 2.5 or higher

FAFSA COMPLETION: Defined as the percentage of high school senior Scholars (class of 2015) who filed the Free Application for Federal Student Aid (FAFSA) by the state deadline of March 10, 2015

Scholars.IN.gov



A program of the Indiana Commission for Higher Education

2014-2015 SCHOLAR OUTREACH SCORECARD

DANVILLE COMMUNITY SCHOOL CORP

	Local Scholars	All Scholars
Student Enrollment Eligible students enrolled in the Scholars program by June 30th of their 8th grade year	N/A	41%
ScholarTrack Registration Scholars who have a ScholarTrack account that records their completion of Scholar Success Program requirements	56%	49%
Scholar Success Program Completion Scholars completing all required Scholar Success Program activities for their grade level	35%	26%
Academic Performance Scholar earning at least the minimum cumulative 2.5 GPA required to earn the 21st Century Scholarship	71%	62%
FAFSA Completion Scholars filing the Free Application for Federal Student Aid (FAFSA) by March 10th of their high school senior year	90%	74%

N/A indicates that a value could not be calculated due to inapplicability of data, or because the denominator was zero.

STUDENT ENROLLMENT: Defined as the percentage of eligible 8th grade students who are enrolled in the Scholars program as a percentage of the total of 8th grade Free and Reduced Lunch Program population for the 2014-2015 academic year. Field may be listed as 'N/A' due to unavailability of Free and Reduced Lunch data. Similarly, enrollment may exceed 100% for schools in which the Scholar population exceeds that eighth grade free and reduced lunch population.

SCHOLARTRACK REGISTRATION: Defined as the percentage of high school Scholars who are required to participate in the Scholar Success Program (graduation classes of 2017, 2018, and 2019) who have registered for a ScholarTrack account.

SCHOLAR SUCCESS PROGRAM COMPLETION: Defined as the percentage of high school Scholars who are required to participate in the Scholar Success Program who have completed all required Scholar Success Program activities during their respective cohort year.

ACADEMIC PERFORMANCE: Defined as the percentage of senior Scholars (class of 2015) who achieved a minimum GPA of 2.5 or higher

FAFSA COMPLETION: Defined as the percentage of high school senior Scholars (class of 2015) who filed the Free Application for Federal Student Aid (FAFSA) by the state deadline of March 10, 2015

Scholars.IN.gov



A program of the Indiana Commission for Higher Education

2014-2015 SCHOLAR OUTREACH SCORECARD

DECATUR COUNTY COM SCHOOLS

	Local Scholars	All Scholars
Student Enrollment Eligible students enrolled in the Scholars program by June 30th of their 8th grade year	51%	41%
ScholarTrack Registration Scholars who have a ScholarTrack account that records their completion of Scholar Success Program requirements	52%	49%
Scholar Success Program Completion Scholars completing all required Scholar Success Program activities for their grade level	32%	26%
Academic Performance Scholar earning at least the minimum cumulative 2.5 GPA required to earn the 21st Century Scholarship	74%	62%
FAFSA Completion Scholars filing the Free Application for Federal Student Aid (FAFSA) by March 10th of their high school senior year	77%	74%

N/A indicates that a value could not be calculated due to inapplicability of data, or because the denominator was zero.

STUDENT ENROLLMENT: Defined as the percentage of eligible 8th grade students who are enrolled in the Scholars program as a percentage of the total of 8th grade Free and Reduced Lunch Program population for the 2014-2015 academic year. Field may be listed as 'N/A' due to unavailability of Free and Reduced Lunch data. Similarly, enrollment may exceed 100% for schools in which the Scholar population exceeds that eighth grade free and reduced lunch population.

SCHOLARTRACK REGISTRATION: Defined as the percentage of high school Scholars who are required to participate in the Scholar Success Program (graduation classes of 2017, 2018, and 2019) who have registered for a ScholarTrack account.

SCHOLAR SUCCESS PROGRAM COMPLETION: Defined as the percentage of high school Scholars who are required to participate in the Scholar Success Program who have completed all required Scholar Success Program activities during their respective cohort year.

ACADEMIC PERFORMANCE: Defined as the percentage of senior Scholars (class of 2015) who achieved a minimum GPA of 2.5 or higher

FAFSA COMPLETION: Defined as the percentage of high school senior Scholars (class of 2015) who filed the Free Application for Federal Student Aid (FAFSA) by the state deadline of March 10, 2015

Scholars.IN.gov



A program of the Indiana Commission for Higher Education

2014-2015 SCHOLAR OUTREACH SCORECARD

DEKALB CO CTL UNITED SCH DIST

	Local Scholars	All Scholars
Student Enrollment Eligible students enrolled in the Scholars program by June 30th of their 8th grade year	N/A	41%
ScholarTrack Registration Scholars who have a ScholarTrack account that records their completion of Scholar Success Program requirements	29%	49%
Scholar Success Program Completion Scholars completing all required Scholar Success Program activities for their grade level	15%	26%
Academic Performance Scholar earning at least the minimum cumulative 2.5 GPA required to earn the 21st Century Scholarship	58%	62%
FAFSA Completion Scholars filing the Free Application for Federal Student Aid (FAFSA) by March 10th of their high school senior year	74%	74%

N/A indicates that a value could not be calculated due to inapplicability of data, or because the denominator was zero.

STUDENT ENROLLMENT: Defined as the percentage of eligible 8th grade students who are enrolled in the Scholars program as a percentage of the total of 8th grade Free and Reduced Lunch Program population for the 2014-2015 academic year. Field may be listed as 'N/A' due to unavailability of Free and Reduced Lunch data. Similarly, enrollment may exceed 100% for schools in which the Scholar population exceeds that eighth grade free and reduced lunch population.

SCHOLARTRACK REGISTRATION: Defined as the percentage of high school Scholars who are required to participate in the Scholar Success Program (graduation classes of 2017, 2018, and 2019) who have registered for a ScholarTrack account.

SCHOLAR SUCCESS PROGRAM COMPLETION: Defined as the percentage of high school Scholars who are required to participate in the Scholar Success Program who have completed all required Scholar Success Program activities during their respective cohort year.

ACADEMIC PERFORMANCE: Defined as the percentage of senior Scholars (class of 2015) who achieved a minimum GPA of 2.5 or higher

FAFSA COMPLETION: Defined as the percentage of high school senior Scholars (class of 2015) who filed the Free Application for Federal Student Aid (FAFSA) by the state deadline of March 10, 2015

Scholars.IN.gov



A program of the Indiana Commission for Higher Education

2014-2015 SCHOLAR OUTREACH SCORECARD

DEKALB CO EASTERN COM SCH DIST

	Local Scholars	All Scholars
Student Enrollment Eligible students enrolled in the Scholars program by June 30th of their 8th grade year	35%	41%
ScholarTrack Registration Scholars who have a ScholarTrack account that records their completion of Scholar Success Program requirements	91%	49%
Scholar Success Program Completion Scholars completing all required Scholar Success Program activities for their grade level	82%	26%
Academic Performance Scholar earning at least the minimum cumulative 2.5 GPA required to earn the 21st Century Scholarship	73%	62%
FAFSA Completion Scholars filing the Free Application for Federal Student Aid (FAFSA) by March 10th of their high school senior year	69%	74%

N/A indicates that a value could not be calculated due to inapplicability of data, or because the denominator was zero.

STUDENT ENROLLMENT: Defined as the percentage of eligible 8th grade students who are enrolled in the Scholars program as a percentage of the total of 8th grade Free and Reduced Lunch Program population for the 2014-2015 academic year. Field may be listed as 'N/A' due to unavailability of Free and Reduced Lunch data. Similarly, enrollment may exceed 100% for schools in which the Scholar population exceeds that eighth grade free and reduced lunch population.

SCHOLARTRACK REGISTRATION: Defined as the percentage of high school Scholars who are required to participate in the Scholar Success Program (graduation classes of 2017, 2018, and 2019) who have registered for a ScholarTrack account.

SCHOLAR SUCCESS PROGRAM COMPLETION: Defined as the percentage of high school Scholars who are required to participate in the Scholar Success Program who have completed all required Scholar Success Program activities during their respective cohort year.

ACADEMIC PERFORMANCE: Defined as the percentage of senior Scholars (class of 2015) who achieved a minimum GPA of 2.5 or higher

FAFSA COMPLETION: Defined as the percentage of high school senior Scholars (class of 2015) who filed the Free Application for Federal Student Aid (FAFSA) by the state deadline of March 10, 2015

Scholars.IN.gov



A program of the Indiana Commission for Higher Education

2014-2015 SCHOLAR OUTREACH SCORECARD

DELAWARE COMMUNITY SCHOOL CORP

	Local Scholars	All Scholars
Student Enrollment Eligible students enrolled in the Scholars program by June 30th of their 8th grade year	68%	41%
ScholarTrack Registration Scholars who have a ScholarTrack account that records their completion of Scholar Success Program requirements	56%	49%
Scholar Success Program Completion Scholars completing all required Scholar Success Program activities for their grade level	15%	26%
Academic Performance Scholar earning at least the minimum cumulative 2.5 GPA required to earn the 21st Century Scholarship	59%	62%
FAFSA Completion Scholars filing the Free Application for Federal Student Aid (FAFSA) by March 10th of their high school senior year	79%	74%

N/A indicates that a value could not be calculated due to inapplicability of data, or because the denominator was zero.

STUDENT ENROLLMENT: Defined as the percentage of eligible 8th grade students who are enrolled in the Scholars program as a percentage of the total of 8th grade Free and Reduced Lunch Program population for the 2014-2015 academic year. Field may be listed as 'N/A' due to unavailability of Free and Reduced Lunch data. Similarly, enrollment may exceed 100% for schools in which the Scholar population exceeds that eighth grade free and reduced lunch population.

SCHOLARTRACK REGISTRATION: Defined as the percentage of high school Scholars who are required to participate in the Scholar Success Program (graduation classes of 2017, 2018, and 2019) who have registered for a ScholarTrack account.

SCHOLAR SUCCESS PROGRAM COMPLETION: Defined as the percentage of high school Scholars who are required to participate in the Scholar Success Program who have completed all required Scholar Success Program activities during their respective cohort year.

ACADEMIC PERFORMANCE: Defined as the percentage of senior Scholars (class of 2015) who achieved a minimum GPA of 2.5 or higher

FAFSA COMPLETION: Defined as the percentage of high school senior Scholars (class of 2015) who filed the Free Application for Federal Student Aid (FAFSA) by the state deadline of March 10, 2015

Scholars.IN.gov



A program of the Indiana Commission for Higher Education

2014-2015 SCHOLAR OUTREACH SCORECARD

DELPHI COMMUNITY SCHOOL CORP

	Local Scholars	All Scholars
Student Enrollment Eligible students enrolled in the Scholars program by June 30th of their 8th grade year	41%	41%
ScholarTrack Registration Scholars who have a ScholarTrack account that records their completion of Scholar Success Program requirements	44%	49%
Scholar Success Program Completion Scholars completing all required Scholar Success Program activities for their grade level	17%	26%
Academic Performance Scholar earning at least the minimum cumulative 2.5 GPA required to earn the 21st Century Scholarship	74%	62%
FAFSA Completion Scholars filing the Free Application for Federal Student Aid (FAFSA) by March 10th of their high school senior year	67%	74%

N/A indicates that a value could not be calculated due to inapplicability of data, or because the denominator was zero.

STUDENT ENROLLMENT: Defined as the percentage of eligible 8th grade students who are enrolled in the Scholars program as a percentage of the total of 8th grade Free and Reduced Lunch Program population for the 2014-2015 academic year. Field may be listed as 'N/A' due to unavailability of Free and Reduced Lunch data. Similarly, enrollment may exceed 100% for schools in which the Scholar population exceeds that eighth grade free and reduced lunch population.

SCHOLARTRACK REGISTRATION: Defined as the percentage of high school Scholars who are required to participate in the Scholar Success Program (graduation classes of 2017, 2018, and 2019) who have registered for a ScholarTrack account.

SCHOLAR SUCCESS PROGRAM COMPLETION: Defined as the percentage of high school Scholars who are required to participate in the Scholar Success Program who have completed all required Scholar Success Program activities during their respective cohort year.

ACADEMIC PERFORMANCE: Defined as the percentage of senior Scholars (class of 2015) who achieved a minimum GPA of 2.5 or higher

FAFSA COMPLETION: Defined as the percentage of high school senior Scholars (class of 2015) who filed the Free Application for Federal Student Aid (FAFSA) by the state deadline of March 10, 2015

Scholars.IN.gov



A program of the Indiana Commission for Higher Education

2014-2015 SCHOLAR OUTREACH SCORECARD

DEWEY TOWNSHIP SCHOOLS

	Local Scholars	All Scholars
Student Enrollment Eligible students enrolled in the Scholars program by June 30th of their 8th grade year	N/A	41%
ScholarTrack Registration Scholars who have a ScholarTrack account that records their completion of Scholar Success Program requirements	N/A	49%
Scholar Success Program Completion Scholars completing all required Scholar Success Program activities for their grade level	N/A	26%
Academic Performance Scholar earning at least the minimum cumulative 2.5 GPA required to earn the 21st Century Scholarship	0%	62%
FAFSA Completion Scholars filing the Free Application for Federal Student Aid (FAFSA) by March 10th of their high school senior year	0%	74%

N/A indicates that a value could not be calculated due to inapplicability of data, or because the denominator was zero.

STUDENT ENROLLMENT: Defined as the percentage of eligible 8th grade students who are enrolled in the Scholars program as a percentage of the total of 8th grade Free and Reduced Lunch Program population for the 2014-2015 academic year. Field may be listed as 'N/A' due to unavailability of Free and Reduced Lunch data. Similarly, enrollment may exceed 100% for schools in which the Scholar population exceeds that eighth grade free and reduced lunch population.

SCHOLARTRACK REGISTRATION: Defined as the percentage of high school Scholars who are required to participate in the Scholar Success Program (graduation classes of 2017, 2018, and 2019) who have registered for a ScholarTrack account.

SCHOLAR SUCCESS PROGRAM COMPLETION: Defined as the percentage of high school Scholars who are required to participate in the Scholar Success Program who have completed all required Scholar Success Program activities during their respective cohort year.

ACADEMIC PERFORMANCE: Defined as the percentage of senior Scholars (class of 2015) who achieved a minimum GPA of 2.5 or higher

FAFSA COMPLETION: Defined as the percentage of high school senior Scholars (class of 2015) who filed the Free Application for Federal Student Aid (FAFSA) by the state deadline of March 10, 2015

Scholars.IN.gov



A program of the Indiana Commission for Higher Education

2014-2015 SCHOLAR OUTREACH SCORECARD

DIOCESE OF EVANSVILLE

	Local Scholars	All Scholars
Student Enrollment Eligible students enrolled in the Scholars program by June 30th of their 8th grade year	N/A	41%
ScholarTrack Registration Scholars who have a ScholarTrack account that records their completion of Scholar Success Program requirements	45%	49%
Scholar Success Program Completion Scholars completing all required Scholar Success Program activities for their grade level	24%	26%
Academic Performance Scholar earning at least the minimum cumulative 2.5 GPA required to earn the 21st Century Scholarship	89%	62%
FAFSA Completion Scholars filing the Free Application for Federal Student Aid (FAFSA) by March 10th of their high school senior year	83%	74%

N/A indicates that a value could not be calculated due to inapplicability of data, or because the denominator was zero.

STUDENT ENROLLMENT: Defined as the percentage of eligible 8th grade students who are enrolled in the Scholars program as a percentage of the total of 8th grade Free and Reduced Lunch Program population for the 2014-2015 academic year. Field may be listed as 'N/A' due to unavailability of Free and Reduced Lunch data. Similarly, enrollment may exceed 100% for schools in which the Scholar population exceeds that eighth grade free and reduced lunch population.

SCHOLARTRACK REGISTRATION: Defined as the percentage of high school Scholars who are required to participate in the Scholar Success Program (graduation classes of 2017, 2018, and 2019) who have registered for a ScholarTrack account.

SCHOLAR SUCCESS PROGRAM COMPLETION: Defined as the percentage of high school Scholars who are required to participate in the Scholar Success Program who have completed all required Scholar Success Program activities during their respective cohort year.

ACADEMIC PERFORMANCE: Defined as the percentage of senior Scholars (class of 2015) who achieved a minimum GPA of 2.5 or higher

FAFSA COMPLETION: Defined as the percentage of high school senior Scholars (class of 2015) who filed the Free Application for Federal Student Aid (FAFSA) by the state deadline of March 10, 2015

Scholars.IN.gov



A program of the Indiana Commission for Higher Education

2014-2015 SCHOLAR OUTREACH SCORECARD

DIOCESE OF FORT WAYNE

	Local Scholars	All Scholars
Student Enrollment Eligible students enrolled in the Scholars program by June 30th of their 8th grade year	N/A	41%
ScholarTrack Registration Scholars who have a ScholarTrack account that records their completion of Scholar Success Program requirements	51%	49%
Scholar Success Program Completion Scholars completing all required Scholar Success Program activities for their grade level	24%	26%
Academic Performance Scholar earning at least the minimum cumulative 2.5 GPA required to earn the 21st Century Scholarship	69%	62%
FAFSA Completion Scholars filing the Free Application for Federal Student Aid (FAFSA) by March 10th of their high school senior year	89%	74%

N/A indicates that a value could not be calculated due to inapplicability of data, or because the denominator was zero.

STUDENT ENROLLMENT: Defined as the percentage of eligible 8th grade students who are enrolled in the Scholars program as a percentage of the total of 8th grade Free and Reduced Lunch Program population for the 2014-2015 academic year. Field may be listed as 'N/A' due to unavailability of Free and Reduced Lunch data. Similarly, enrollment may exceed 100% for schools in which the Scholar population exceeds that eighth grade free and reduced lunch population.

SCHOLARTRACK REGISTRATION: Defined as the percentage of high school Scholars who are required to participate in the Scholar Success Program (graduation classes of 2017, 2018, and 2019) who have registered for a ScholarTrack account.

SCHOLAR SUCCESS PROGRAM COMPLETION: Defined as the percentage of high school Scholars who are required to participate in the Scholar Success Program who have completed all required Scholar Success Program activities during their respective cohort year.

ACADEMIC PERFORMANCE: Defined as the percentage of senior Scholars (class of 2015) who achieved a minimum GPA of 2.5 or higher

FAFSA COMPLETION: Defined as the percentage of high school senior Scholars (class of 2015) who filed the Free Application for Federal Student Aid (FAFSA) by the state deadline of March 10, 2015

Scholars.IN.gov



A program of the Indiana Commission for Higher Education

2014-2015 SCHOLAR OUTREACH SCORECARD

DIOCESE OF GARY

	Local Scholars	All Scholars
Student Enrollment Eligible students enrolled in the Scholars program by June 30th of their 8th grade year	N/A	41%
ScholarTrack Registration Scholars who have a ScholarTrack account that records their completion of Scholar Success Program requirements	25%	49%
Scholar Success Program Completion Scholars completing all required Scholar Success Program activities for their grade level	9%	26%
Academic Performance Scholar earning at least the minimum cumulative 2.5 GPA required to earn the 21st Century Scholarship	71%	62%
FAFSA Completion Scholars filing the Free Application for Federal Student Aid (FAFSA) by March 10th of their high school senior year	88%	74%

N/A indicates that a value could not be calculated due to inapplicability of data, or because the denominator was zero.

STUDENT ENROLLMENT: Defined as the percentage of eligible 8th grade students who are enrolled in the Scholars program as a percentage of the total of 8th grade Free and Reduced Lunch Program population for the 2014-2015 academic year. Field may be listed as 'N/A' due to unavailability of Free and Reduced Lunch data. Similarly, enrollment may exceed 100% for schools in which the Scholar population exceeds that eighth grade free and reduced lunch population.

SCHOLARTRACK REGISTRATION: Defined as the percentage of high school Scholars who are required to participate in the Scholar Success Program (graduation classes of 2017, 2018, and 2019) who have registered for a ScholarTrack account.

SCHOLAR SUCCESS PROGRAM COMPLETION: Defined as the percentage of high school Scholars who are required to participate in the Scholar Success Program who have completed all required Scholar Success Program activities during their respective cohort year.

ACADEMIC PERFORMANCE: Defined as the percentage of senior Scholars (class of 2015) who achieved a minimum GPA of 2.5 or higher

FAFSA COMPLETION: Defined as the percentage of high school senior Scholars (class of 2015) who filed the Free Application for Federal Student Aid (FAFSA) by the state deadline of March 10, 2015

Scholars.IN.gov



A program of the Indiana Commission for Higher Education

2014-2015 SCHOLAR OUTREACH SCORECARD

DIOCESE OF LAFAYETTE CATHOLIC SCH

	Local Scholars	All Scholars
Student Enrollment Eligible students enrolled in the Scholars program by June 30th of their 8th grade year	N/A	41%
ScholarTrack Registration Scholars who have a ScholarTrack account that records their completion of Scholar Success Program requirements	77%	49%
Scholar Success Program Completion Scholars completing all required Scholar Success Program activities for their grade level	49%	26%
Academic Performance Scholar earning at least the minimum cumulative 2.5 GPA required to earn the 21st Century Scholarship	100%	62%
FAFSA Completion Scholars filing the Free Application for Federal Student Aid (FAFSA) by March 10th of their high school senior year	100%	74%

N/A indicates that a value could not be calculated due to inapplicability of data, or because the denominator was zero.

STUDENT ENROLLMENT: Defined as the percentage of eligible 8th grade students who are enrolled in the Scholars program as a percentage of the total of 8th grade Free and Reduced Lunch Program population for the 2014-2015 academic year. Field may be listed as 'N/A' due to unavailability of Free and Reduced Lunch data. Similarly, enrollment may exceed 100% for schools in which the Scholar population exceeds that eighth grade free and reduced lunch population.

SCHOLARTRACK REGISTRATION: Defined as the percentage of high school Scholars who are required to participate in the Scholar Success Program (graduation classes of 2017, 2018, and 2019) who have registered for a ScholarTrack account.

SCHOLAR SUCCESS PROGRAM COMPLETION: Defined as the percentage of high school Scholars who are required to participate in the Scholar Success Program who have completed all required Scholar Success Program activities during their respective cohort year.

ACADEMIC PERFORMANCE: Defined as the percentage of senior Scholars (class of 2015) who achieved a minimum GPA of 2.5 or higher

FAFSA COMPLETION: Defined as the percentage of high school senior Scholars (class of 2015) who filed the Free Application for Federal Student Aid (FAFSA) by the state deadline of March 10, 2015

Scholars.IN.gov



A program of the Indiana Commission for Higher Education

2014-2015 SCHOLAR OUTREACH SCORECARD

DUNELAND SCHOOL CORPORATION

	Local Scholars	All Scholars
Student Enrollment Eligible students enrolled in the Scholars program by June 30th of their 8th grade year	N/A	41%
ScholarTrack Registration Scholars who have a ScholarTrack account that records their completion of Scholar Success Program requirements	69%	49%
Scholar Success Program Completion Scholars completing all required Scholar Success Program activities for their grade level	35%	26%
Academic Performance Scholar earning at least the minimum cumulative 2.5 GPA required to earn the 21st Century Scholarship	59%	62%
FAFSA Completion Scholars filing the Free Application for Federal Student Aid (FAFSA) by March 10th of their high school senior year	77%	74%

N/A indicates that a value could not be calculated due to inapplicability of data, or because the denominator was zero.

STUDENT ENROLLMENT: Defined as the percentage of eligible 8th grade students who are enrolled in the Scholars program as a percentage of the total of 8th grade Free and Reduced Lunch Program population for the 2014-2015 academic year. Field may be listed as 'N/A' due to unavailability of Free and Reduced Lunch data. Similarly, enrollment may exceed 100% for schools in which the Scholar population exceeds that eighth grade free and reduced lunch population.

SCHOLARTRACK REGISTRATION: Defined as the percentage of high school Scholars who are required to participate in the Scholar Success Program (graduation classes of 2017, 2018, and 2019) who have registered for a ScholarTrack account.

SCHOLAR SUCCESS PROGRAM COMPLETION: Defined as the percentage of high school Scholars who are required to participate in the Scholar Success Program who have completed all required Scholar Success Program activities during their respective cohort year.

ACADEMIC PERFORMANCE: Defined as the percentage of senior Scholars (class of 2015) who achieved a minimum GPA of 2.5 or higher

FAFSA COMPLETION: Defined as the percentage of high school senior Scholars (class of 2015) who filed the Free Application for Federal Student Aid (FAFSA) by the state deadline of March 10, 2015

Scholars.IN.gov



A program of the Indiana Commission for Higher Education

2014-2015 SCHOLAR OUTREACH SCORECARD

EAST ALLEN COUNTY SCHOOLS

	Local Scholars	All Scholars
Student Enrollment Eligible students enrolled in the Scholars program by June 30th of their 8th grade year	25%	41%
ScholarTrack Registration Scholars who have a ScholarTrack account that records their completion of Scholar Success Program requirements	60%	49%
Scholar Success Program Completion Scholars completing all required Scholar Success Program activities for their grade level	31%	26%
Academic Performance Scholar earning at least the minimum cumulative 2.5 GPA required to earn the 21st Century Scholarship	57%	62%
FAFSA Completion Scholars filing the Free Application for Federal Student Aid (FAFSA) by March 10th of their high school senior year	70%	74%

N/A indicates that a value could not be calculated due to inapplicability of data, or because the denominator was zero.

STUDENT ENROLLMENT: Defined as the percentage of eligible 8th grade students who are enrolled in the Scholars program as a percentage of the total of 8th grade Free and Reduced Lunch Program population for the 2014-2015 academic year. Field may be listed as 'N/A' due to unavailability of Free and Reduced Lunch data. Similarly, enrollment may exceed 100% for schools in which the Scholar population exceeds that eighth grade free and reduced lunch population.

SCHOLARTRACK REGISTRATION: Defined as the percentage of high school Scholars who are required to participate in the Scholar Success Program (graduation classes of 2017, 2018, and 2019) who have registered for a ScholarTrack account.

SCHOLAR SUCCESS PROGRAM COMPLETION: Defined as the percentage of high school Scholars who are required to participate in the Scholar Success Program who have completed all required Scholar Success Program activities during their respective cohort year.

ACADEMIC PERFORMANCE: Defined as the percentage of senior Scholars (class of 2015) who achieved a minimum GPA of 2.5 or higher

FAFSA COMPLETION: Defined as the percentage of high school senior Scholars (class of 2015) who filed the Free Application for Federal Student Aid (FAFSA) by the state deadline of March 10, 2015

Scholars.IN.gov



A program of the Indiana Commission for Higher Education

2014-2015 SCHOLAR OUTREACH SCORECARD

EAST CHICAGO LIGHTHOUSE CHARTER

	Local Scholars	All Scholars
Student Enrollment Eligible students enrolled in the Scholars program by June 30th of their 8th grade year	N/A	41%
ScholarTrack Registration Scholars who have a ScholarTrack account that records their completion of Scholar Success Program requirements	27%	49%
Scholar Success Program Completion Scholars completing all required Scholar Success Program activities for their grade level	0%	26%
Academic Performance Scholar earning at least the minimum cumulative 2.5 GPA required to earn the 21st Century Scholarship	0%	62%
FAFSA Completion Scholars filing the Free Application for Federal Student Aid (FAFSA) by March 10th of their high school senior year	23%	74%

N/A indicates that a value could not be calculated due to inapplicability of data, or because the denominator was zero.

STUDENT ENROLLMENT: Defined as the percentage of eligible 8th grade students who are enrolled in the Scholars program as a percentage of the total of 8th grade Free and Reduced Lunch Program population for the 2014-2015 academic year. Field may be listed as 'N/A' due to unavailability of Free and Reduced Lunch data. Similarly, enrollment may exceed 100% for schools in which the Scholar population exceeds that eighth grade free and reduced lunch population.

SCHOLARTRACK REGISTRATION: Defined as the percentage of high school Scholars who are required to participate in the Scholar Success Program (graduation classes of 2017, 2018, and 2019) who have registered for a ScholarTrack account.

SCHOLAR SUCCESS PROGRAM COMPLETION: Defined as the percentage of high school Scholars who are required to participate in the Scholar Success Program who have completed all required Scholar Success Program activities during their respective cohort year.

ACADEMIC PERFORMANCE: Defined as the percentage of senior Scholars (class of 2015) who achieved a minimum GPA of 2.5 or higher

FAFSA COMPLETION: Defined as the percentage of high school senior Scholars (class of 2015) who filed the Free Application for Federal Student Aid (FAFSA) by the state deadline of March 10, 2015

Scholars.IN.gov



A program of the Indiana Commission for Higher Education

2014-2015 SCHOLAR OUTREACH SCORECARD

EAST CHICAGO URBAN ENTERPRISE ACAD

	Local Scholars	All Scholars
Student Enrollment Eligible students enrolled in the Scholars program by June 30th of their 8th grade year	25%	41%
ScholarTrack Registration Scholars who have a ScholarTrack account that records their completion of Scholar Success Program requirements	0%	49%
Scholar Success Program Completion Scholars completing all required Scholar Success Program activities for their grade level	0%	26%
Academic Performance Scholar earning at least the minimum cumulative 2.5 GPA required to earn the 21st Century Scholarship	N/A	62%
FAFSA Completion Scholars filing the Free Application for Federal Student Aid (FAFSA) by March 10th of their high school senior year	N/A	74%

N/A indicates that a value could not be calculated due to inapplicability of data, or because the denominator was zero.

STUDENT ENROLLMENT: Defined as the percentage of eligible 8th grade students who are enrolled in the Scholars program as a percentage of the total of 8th grade Free and Reduced Lunch Program population for the 2014-2015 academic year. Field may be listed as 'N/A' due to unavailability of Free and Reduced Lunch data. Similarly, enrollment may exceed 100% for schools in which the Scholar population exceeds that eighth grade free and reduced lunch population.

SCHOLARTRACK REGISTRATION: Defined as the percentage of high school Scholars who are required to participate in the Scholar Success Program (graduation classes of 2017, 2018, and 2019) who have registered for a ScholarTrack account.

SCHOLAR SUCCESS PROGRAM COMPLETION: Defined as the percentage of high school Scholars who are required to participate in the Scholar Success Program who have completed all required Scholar Success Program activities during their respective cohort year.

ACADEMIC PERFORMANCE: Defined as the percentage of senior Scholars (class of 2015) who achieved a minimum GPA of 2.5 or higher

FAFSA COMPLETION: Defined as the percentage of high school senior Scholars (class of 2015) who filed the Free Application for Federal Student Aid (FAFSA) by the state deadline of March 10, 2015

Scholars.IN.gov



A program of the Indiana Commission for Higher Education

2014-2015 SCHOLAR OUTREACH SCORECARD

EAST GIBSON SCHOOL CORPORATION

	Local Scholars	All Scholars
Student Enrollment Eligible students enrolled in the Scholars program by June 30th of their 8th grade year	16%	41%
ScholarTrack Registration Scholars who have a ScholarTrack account that records their completion of Scholar Success Program requirements	63%	49%
Scholar Success Program Completion Scholars completing all required Scholar Success Program activities for their grade level	44%	26%
Academic Performance Scholar earning at least the minimum cumulative 2.5 GPA required to earn the 21st Century Scholarship	30%	62%
FAFSA Completion Scholars filing the Free Application for Federal Student Aid (FAFSA) by March 10th of their high school senior year	70%	74%

N/A indicates that a value could not be calculated due to inapplicability of data, or because the denominator was zero.

STUDENT ENROLLMENT: Defined as the percentage of eligible 8th grade students who are enrolled in the Scholars program as a percentage of the total of 8th grade Free and Reduced Lunch Program population for the 2014-2015 academic year. Field may be listed as 'N/A' due to unavailability of Free and Reduced Lunch data. Similarly, enrollment may exceed 100% for schools in which the Scholar population exceeds that eighth grade free and reduced lunch population.

SCHOLARTRACK REGISTRATION: Defined as the percentage of high school Scholars who are required to participate in the Scholar Success Program (graduation classes of 2017, 2018, and 2019) who have registered for a ScholarTrack account.

SCHOLAR SUCCESS PROGRAM COMPLETION: Defined as the percentage of high school Scholars who are required to participate in the Scholar Success Program who have completed all required Scholar Success Program activities during their respective cohort year.

ACADEMIC PERFORMANCE: Defined as the percentage of senior Scholars (class of 2015) who achieved a minimum GPA of 2.5 or higher

FAFSA COMPLETION: Defined as the percentage of high school senior Scholars (class of 2015) who filed the Free Application for Federal Student Aid (FAFSA) by the state deadline of March 10, 2015

Scholars.IN.gov



A program of the Indiana Commission for Higher Education

2014-2015 SCHOLAR OUTREACH SCORECARD

EAST NOBLE SCHOOL CORP

	Local Scholars	All Scholars
Student Enrollment Eligible students enrolled in the Scholars program by June 30th of their 8th grade year	N/A	41%
ScholarTrack Registration Scholars who have a ScholarTrack account that records their completion of Scholar Success Program requirements	55%	49%
Scholar Success Program Completion Scholars completing all required Scholar Success Program activities for their grade level	18%	26%
Academic Performance Scholar earning at least the minimum cumulative 2.5 GPA required to earn the 21st Century Scholarship	49%	62%
FAFSA Completion Scholars filing the Free Application for Federal Student Aid (FAFSA) by March 10th of their high school senior year	58%	74%

N/A indicates that a value could not be calculated due to inapplicability of data, or because the denominator was zero.

STUDENT ENROLLMENT: Defined as the percentage of eligible 8th grade students who are enrolled in the Scholars program as a percentage of the total of 8th grade Free and Reduced Lunch Program population for the 2014-2015 academic year. Field may be listed as 'N/A' due to unavailability of Free and Reduced Lunch data. Similarly, enrollment may exceed 100% for schools in which the Scholar population exceeds that eighth grade free and reduced lunch population.

SCHOLARTRACK REGISTRATION: Defined as the percentage of high school Scholars who are required to participate in the Scholar Success Program (graduation classes of 2017, 2018, and 2019) who have registered for a ScholarTrack account.

SCHOLAR SUCCESS PROGRAM COMPLETION: Defined as the percentage of high school Scholars who are required to participate in the Scholar Success Program who have completed all required Scholar Success Program activities during their respective cohort year.

ACADEMIC PERFORMANCE: Defined as the percentage of senior Scholars (class of 2015) who achieved a minimum GPA of 2.5 or higher

FAFSA COMPLETION: Defined as the percentage of high school senior Scholars (class of 2015) who filed the Free Application for Federal Student Aid (FAFSA) by the state deadline of March 10, 2015

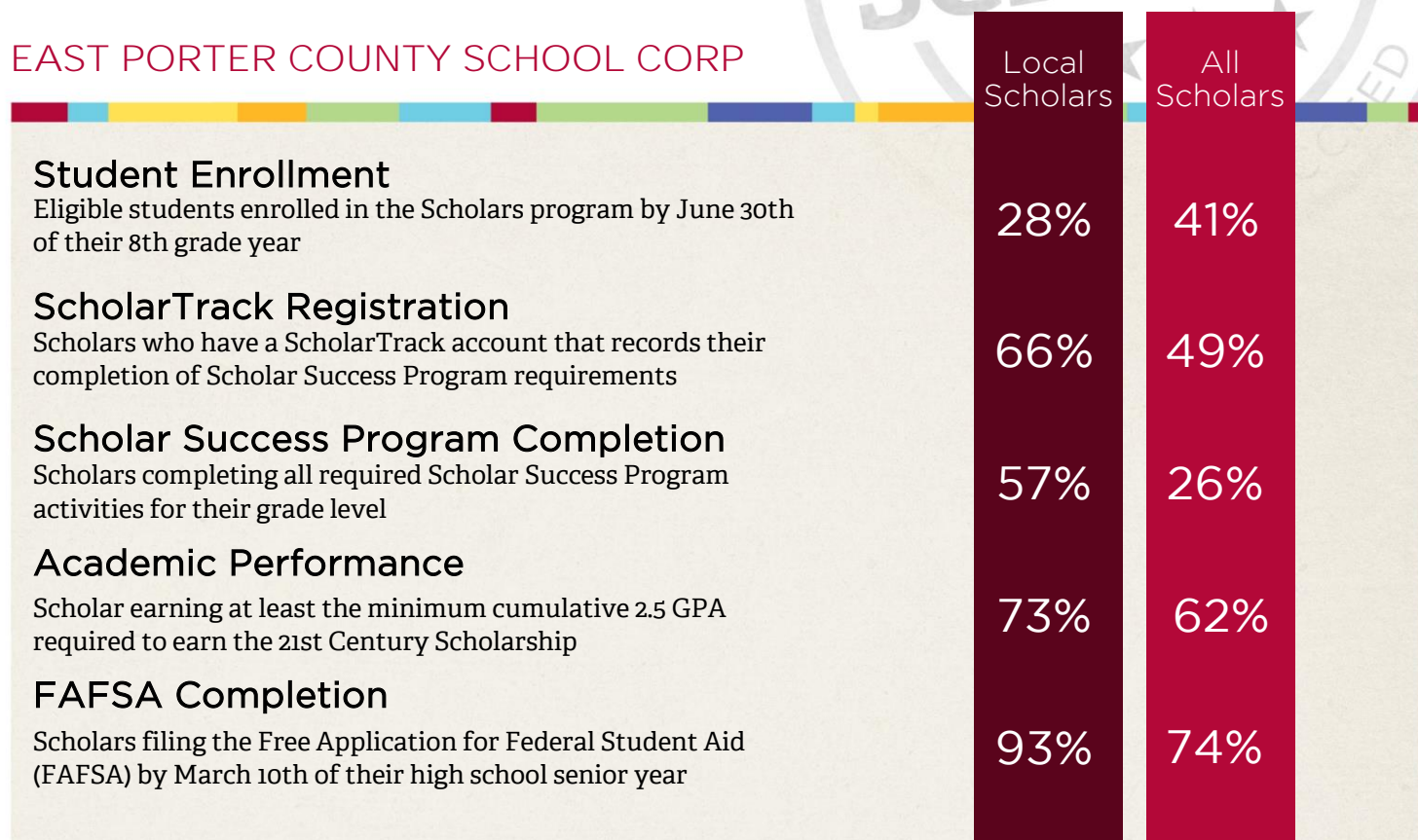
Scholars.IN.gov



A program of the Indiana Commission for Higher Education

2014-2015 SCHOLAR OUTREACH SCORECARD

EAST PORTER COUNTY SCHOOL CORP



N/A indicates that a value could not be calculated due to inapplicability of data, or because the denominator was zero.

STUDENT ENROLLMENT: Defined as the percentage of eligible 8th grade students who are enrolled in the Scholars program as a percentage of the total of 8th grade Free and Reduced Lunch Program population for the 2014-2015 academic year. Field may be listed as 'N/A' due to unavailability of Free and Reduced Lunch data. Similarly, enrollment may exceed 100% for schools in which the Scholar population exceeds that eighth grade free and reduced lunch population.

SCHOLARTRACK REGISTRATION: Defined as the percentage of high school Scholars who are required to participate in the Scholar Success Program (graduation classes of 2017, 2018, and 2019) who have registered for a ScholarTrack account.

SCHOLAR SUCCESS PROGRAM COMPLETION: Defined as the percentage of high school Scholars who are required to participate in the Scholar Success Program who have completed all required Scholar Success Program activities during their respective cohort year.

ACADEMIC PERFORMANCE: Defined as the percentage of senior Scholars (class of 2015) who achieved a minimum GPA of 2.5 or higher

FAFSA COMPLETION: Defined as the percentage of high school senior Scholars (class of 2015) who filed the Free Application for Federal Student Aid (FAFSA) by the state deadline of March 10, 2015

Scholars.IN.gov



2014-2015 SCHOLAR OUTREACH SCORECARD

EAST WASHINGTON SCHOOL CORP

	Local Scholars	All Scholars
Student Enrollment Eligible students enrolled in the Scholars program by June 30th of their 8th grade year	N/A	41%
ScholarTrack Registration Scholars who have a ScholarTrack account that records their completion of Scholar Success Program requirements	57%	49%
Scholar Success Program Completion Scholars completing all required Scholar Success Program activities for their grade level	55%	26%
Academic Performance Scholar earning at least the minimum cumulative 2.5 GPA required to earn the 21st Century Scholarship	62%	62%
FAFSA Completion Scholars filing the Free Application for Federal Student Aid (FAFSA) by March 10th of their high school senior year	69%	74%

N/A indicates that a value could not be calculated due to inapplicability of data, or because the denominator was zero.

STUDENT ENROLLMENT: Defined as the percentage of eligible 8th grade students who are enrolled in the Scholars program as a percentage of the total of 8th grade Free and Reduced Lunch Program population for the 2014-2015 academic year. Field may be listed as 'N/A' due to unavailability of Free and Reduced Lunch data. Similarly, enrollment may exceed 100% for schools in which the Scholar population exceeds that eighth grade free and reduced lunch population.

SCHOLARTRACK REGISTRATION: Defined as the percentage of high school Scholars who are required to participate in the Scholar Success Program (graduation classes of 2017, 2018, and 2019) who have registered for a ScholarTrack account.

SCHOLAR SUCCESS PROGRAM COMPLETION: Defined as the percentage of high school Scholars who are required to participate in the Scholar Success Program who have completed all required Scholar Success Program activities during their respective cohort year.

ACADEMIC PERFORMANCE: Defined as the percentage of senior Scholars (class of 2015) who achieved a minimum GPA of 2.5 or higher

FAFSA COMPLETION: Defined as the percentage of high school senior Scholars (class of 2015) who filed the Free Application for Federal Student Aid (FAFSA) by the state deadline of March 10, 2015

Scholars.IN.gov



A program of the Indiana Commission for Higher Education

2014-2015 SCHOLAR OUTREACH SCORECARD

EASTBROOK COMMUNITY SCH CORP

	Local Scholars	All Scholars
Student Enrollment Eligible students enrolled in the Scholars program by June 30th of their 8th grade year	N/A	41%
ScholarTrack Registration Scholars who have a ScholarTrack account that records their completion of Scholar Success Program requirements	16%	49%
Scholar Success Program Completion Scholars completing all required Scholar Success Program activities for their grade level	11%	26%
Academic Performance Scholar earning at least the minimum cumulative 2.5 GPA required to earn the 21st Century Scholarship	49%	62%
FAFSA Completion Scholars filing the Free Application for Federal Student Aid (FAFSA) by March 10th of their high school senior year	68%	74%

N/A indicates that a value could not be calculated due to inapplicability of data, or because the denominator was zero.

STUDENT ENROLLMENT: Defined as the percentage of eligible 8th grade students who are enrolled in the Scholars program as a percentage of the total of 8th grade Free and Reduced Lunch Program population for the 2014-2015 academic year. Field may be listed as 'N/A' due to unavailability of Free and Reduced Lunch data. Similarly, enrollment may exceed 100% for schools in which the Scholar population exceeds that eighth grade free and reduced lunch population.

SCHOLARTRACK REGISTRATION: Defined as the percentage of high school Scholars who are required to participate in the Scholar Success Program (graduation classes of 2017, 2018, and 2019) who have registered for a ScholarTrack account.

SCHOLAR SUCCESS PROGRAM COMPLETION: Defined as the percentage of high school Scholars who are required to participate in the Scholar Success Program who have completed all required Scholar Success Program activities during their respective cohort year.

ACADEMIC PERFORMANCE: Defined as the percentage of senior Scholars (class of 2015) who achieved a minimum GPA of 2.5 or higher

FAFSA COMPLETION: Defined as the percentage of high school senior Scholars (class of 2015) who filed the Free Application for Federal Student Aid (FAFSA) by the state deadline of March 10, 2015

Scholars.IN.gov



A program of the Indiana Commission for Higher Education

2014-2015 SCHOLAR OUTREACH SCORECARD

EASTERN GREENE SCHOOLS

	Local Scholars	All Scholars
Student Enrollment Eligible students enrolled in the Scholars program by June 30th of their 8th grade year	N/A	41%
ScholarTrack Registration Scholars who have a ScholarTrack account that records their completion of Scholar Success Program requirements	95%	49%
Scholar Success Program Completion Scholars completing all required Scholar Success Program activities for their grade level	51%	26%
Academic Performance Scholar earning at least the minimum cumulative 2.5 GPA required to earn the 21st Century Scholarship	69%	62%
FAFSA Completion Scholars filing the Free Application for Federal Student Aid (FAFSA) by March 10th of their high school senior year	79%	74%

N/A indicates that a value could not be calculated due to inapplicability of data, or because the denominator was zero.

STUDENT ENROLLMENT: Defined as the percentage of eligible 8th grade students who are enrolled in the Scholars program as a percentage of the total of 8th grade Free and Reduced Lunch Program population for the 2014-2015 academic year. Field may be listed as 'N/A' due to unavailability of Free and Reduced Lunch data. Similarly, enrollment may exceed 100% for schools in which the Scholar population exceeds that eighth grade free and reduced lunch population.

SCHOLARTRACK REGISTRATION: Defined as the percentage of high school Scholars who are required to participate in the Scholar Success Program (graduation classes of 2017, 2018, and 2019) who have registered for a ScholarTrack account.

SCHOLAR SUCCESS PROGRAM COMPLETION: Defined as the percentage of high school Scholars who are required to participate in the Scholar Success Program who have completed all required Scholar Success Program activities during their respective cohort year.

ACADEMIC PERFORMANCE: Defined as the percentage of senior Scholars (class of 2015) who achieved a minimum GPA of 2.5 or higher

FAFSA COMPLETION: Defined as the percentage of high school senior Scholars (class of 2015) who filed the Free Application for Federal Student Aid (FAFSA) by the state deadline of March 10, 2015

Scholars.IN.gov



A program of the Indiana Commission for Higher Education

2014-2015 SCHOLAR OUTREACH SCORECARD

EASTERN HANCOCK CO COM SCH CORP

	Local Scholars	All Scholars
Student Enrollment Eligible students enrolled in the Scholars program by June 30th of their 8th grade year	60%	41%
ScholarTrack Registration Scholars who have a ScholarTrack account that records their completion of Scholar Success Program requirements	74%	49%
Scholar Success Program Completion Scholars completing all required Scholar Success Program activities for their grade level	51%	26%
Academic Performance Scholar earning at least the minimum cumulative 2.5 GPA required to earn the 21st Century Scholarship	69%	62%
FAFSA Completion Scholars filing the Free Application for Federal Student Aid (FAFSA) by March 10th of their high school senior year	91%	74%

N/A indicates that a value could not be calculated due to inapplicability of data, or because the denominator was zero.

STUDENT ENROLLMENT: Defined as the percentage of eligible 8th grade students who are enrolled in the Scholars program as a percentage of the total of 8th grade Free and Reduced Lunch Program population for the 2014-2015 academic year. Field may be listed as 'N/A' due to unavailability of Free and Reduced Lunch data. Similarly, enrollment may exceed 100% for schools in which the Scholar population exceeds that eighth grade free and reduced lunch population.

SCHOLARTRACK REGISTRATION: Defined as the percentage of high school Scholars who are required to participate in the Scholar Success Program (graduation classes of 2017, 2018, and 2019) who have registered for a ScholarTrack account.

SCHOLAR SUCCESS PROGRAM COMPLETION: Defined as the percentage of high school Scholars who are required to participate in the Scholar Success Program who have completed all required Scholar Success Program activities during their respective cohort year.

ACADEMIC PERFORMANCE: Defined as the percentage of senior Scholars (class of 2015) who achieved a minimum GPA of 2.5 or higher

FAFSA COMPLETION: Defined as the percentage of high school senior Scholars (class of 2015) who filed the Free Application for Federal Student Aid (FAFSA) by the state deadline of March 10, 2015

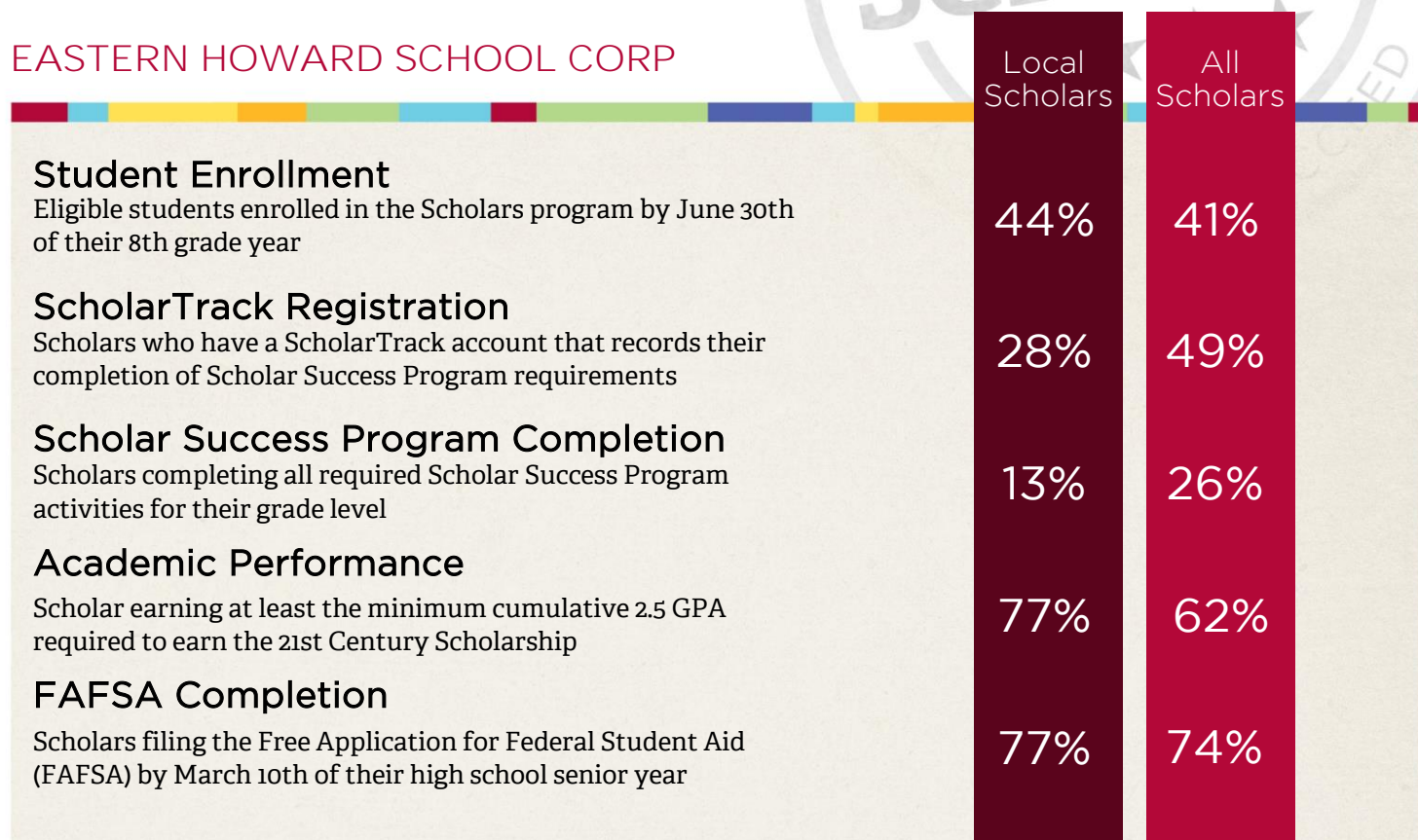
Scholars.IN.gov



A program of the Indiana Commission for Higher Education

2014-2015 SCHOLAR OUTREACH SCORECARD

EASTERN HOWARD SCHOOL CORP



N/A indicates that a value could not be calculated due to inapplicability of data, or because the denominator was zero.

STUDENT ENROLLMENT: Defined as the percentage of eligible 8th grade students who are enrolled in the Scholars program as a percentage of the total of 8th grade Free and Reduced Lunch Program population for the 2014-2015 academic year. Field may be listed as 'N/A' due to unavailability of Free and Reduced Lunch data. Similarly, enrollment may exceed 100% for schools in which the Scholar population exceeds that eighth grade free and reduced lunch population.

SCHOLARTRACK REGISTRATION: Defined as the percentage of high school Scholars who are required to participate in the Scholar Success Program (graduation classes of 2017, 2018, and 2019) who have registered for a ScholarTrack account.

SCHOLAR SUCCESS PROGRAM COMPLETION: Defined as the percentage of high school Scholars who are required to participate in the Scholar Success Program who have completed all required Scholar Success Program activities during their respective cohort year.

ACADEMIC PERFORMANCE: Defined as the percentage of senior Scholars (class of 2015) who achieved a minimum GPA of 2.5 or higher

FAFSA COMPLETION: Defined as the percentage of high school senior Scholars (class of 2015) who filed the Free Application for Federal Student Aid (FAFSA) by the state deadline of March 10, 2015

Scholars.IN.gov



A program of the Indiana Commission for Higher Education

2014-2015 SCHOLAR OUTREACH SCORECARD

EASTERN PULASKI COM SCH CORP

	Local Scholars	All Scholars
Student Enrollment Eligible students enrolled in the Scholars program by June 30th of their 8th grade year	92%	41%
ScholarTrack Registration Scholars who have a ScholarTrack account that records their completion of Scholar Success Program requirements	14%	49%
Scholar Success Program Completion Scholars completing all required Scholar Success Program activities for their grade level	2%	26%
Academic Performance Scholar earning at least the minimum cumulative 2.5 GPA required to earn the 21st Century Scholarship	74%	62%
FAFSA Completion Scholars filing the Free Application for Federal Student Aid (FAFSA) by March 10th of their high school senior year	67%	74%

N/A indicates that a value could not be calculated due to inapplicability of data, or because the denominator was zero.

STUDENT ENROLLMENT: Defined as the percentage of eligible 8th grade students who are enrolled in the Scholars program as a percentage of the total of 8th grade Free and Reduced Lunch Program population for the 2014-2015 academic year. Field may be listed as 'N/A' due to unavailability of Free and Reduced Lunch data. Similarly, enrollment may exceed 100% for schools in which the Scholar population exceeds that eighth grade free and reduced lunch population.

SCHOLARTRACK REGISTRATION: Defined as the percentage of high school Scholars who are required to participate in the Scholar Success Program (graduation classes of 2017, 2018, and 2019) who have registered for a ScholarTrack account.

SCHOLAR SUCCESS PROGRAM COMPLETION: Defined as the percentage of high school Scholars who are required to participate in the Scholar Success Program who have completed all required Scholar Success Program activities during their respective cohort year.

ACADEMIC PERFORMANCE: Defined as the percentage of senior Scholars (class of 2015) who achieved a minimum GPA of 2.5 or higher

FAFSA COMPLETION: Defined as the percentage of high school senior Scholars (class of 2015) who filed the Free Application for Federal Student Aid (FAFSA) by the state deadline of March 10, 2015

Scholars.IN.gov



A program of the Indiana Commission for Higher Education

2014-2015 SCHOLAR OUTREACH SCORECARD

EDINBURGH COMMUNITY SCH CORP

	Local Scholars	All Scholars
Student Enrollment Eligible students enrolled in the Scholars program by June 30th of their 8th grade year	N/A	41%
ScholarTrack Registration Scholars who have a ScholarTrack account that records their completion of Scholar Success Program requirements	20%	49%
Scholar Success Program Completion Scholars completing all required Scholar Success Program activities for their grade level	8%	26%
Academic Performance Scholar earning at least the minimum cumulative 2.5 GPA required to earn the 21st Century Scholarship	38%	62%
FAFSA Completion Scholars filing the Free Application for Federal Student Aid (FAFSA) by March 10th of their high school senior year	59%	74%

N/A indicates that a value could not be calculated due to inapplicability of data, or because the denominator was zero.

STUDENT ENROLLMENT: Defined as the percentage of eligible 8th grade students who are enrolled in the Scholars program as a percentage of the total of 8th grade Free and Reduced Lunch Program population for the 2014-2015 academic year. Field may be listed as 'N/A' due to unavailability of Free and Reduced Lunch data. Similarly, enrollment may exceed 100% for schools in which the Scholar population exceeds that eighth grade free and reduced lunch population.

SCHOLARTRACK REGISTRATION: Defined as the percentage of high school Scholars who are required to participate in the Scholar Success Program (graduation classes of 2017, 2018, and 2019) who have registered for a ScholarTrack account.

SCHOLAR SUCCESS PROGRAM COMPLETION: Defined as the percentage of high school Scholars who are required to participate in the Scholar Success Program who have completed all required Scholar Success Program activities during their respective cohort year.

ACADEMIC PERFORMANCE: Defined as the percentage of senior Scholars (class of 2015) who achieved a minimum GPA of 2.5 or higher

FAFSA COMPLETION: Defined as the percentage of high school senior Scholars (class of 2015) who filed the Free Application for Federal Student Aid (FAFSA) by the state deadline of March 10, 2015

Scholars.IN.gov



A program of the Indiana Commission for Higher Education

2014-2015 SCHOLAR OUTREACH SCORECARD

ELKHART COMMUNITY SCHOOLS

	Local Scholars	All Scholars
Student Enrollment Eligible students enrolled in the Scholars program by June 30th of their 8th grade year	N/A	41%
ScholarTrack Registration Scholars who have a ScholarTrack account that records their completion of Scholar Success Program requirements	56%	49%
Scholar Success Program Completion Scholars completing all required Scholar Success Program activities for their grade level	26%	26%
Academic Performance Scholar earning at least the minimum cumulative 2.5 GPA required to earn the 21st Century Scholarship	49%	62%
FAFSA Completion Scholars filing the Free Application for Federal Student Aid (FAFSA) by March 10th of their high school senior year	63%	74%

N/A indicates that a value could not be calculated due to inapplicability of data, or because the denominator was zero.

STUDENT ENROLLMENT: Defined as the percentage of eligible 8th grade students who are enrolled in the Scholars program as a percentage of the total of 8th grade Free and Reduced Lunch Program population for the 2014-2015 academic year. Field may be listed as 'N/A' due to unavailability of Free and Reduced Lunch data. Similarly, enrollment may exceed 100% for schools in which the Scholar population exceeds that eighth grade free and reduced lunch population.

SCHOLARTRACK REGISTRATION: Defined as the percentage of high school Scholars who are required to participate in the Scholar Success Program (graduation classes of 2017, 2018, and 2019) who have registered for a ScholarTrack account.

SCHOLAR SUCCESS PROGRAM COMPLETION: Defined as the percentage of high school Scholars who are required to participate in the Scholar Success Program who have completed all required Scholar Success Program activities during their respective cohort year.

ACADEMIC PERFORMANCE: Defined as the percentage of senior Scholars (class of 2015) who achieved a minimum GPA of 2.5 or higher

FAFSA COMPLETION: Defined as the percentage of high school senior Scholars (class of 2015) who filed the Free Application for Federal Student Aid (FAFSA) by the state deadline of March 10, 2015

Scholars.IN.gov



A program of the Indiana Commission for Higher Education

2014-2015 SCHOLAR OUTREACH SCORECARD

ELWOOD COMMUNITY SCHOOL CORP

	Local Scholars	All Scholars
Student Enrollment Eligible students enrolled in the Scholars program by June 30th of their 8th grade year	N/A	41%
ScholarTrack Registration Scholars who have a ScholarTrack account that records their completion of Scholar Success Program requirements	52%	49%
Scholar Success Program Completion Scholars completing all required Scholar Success Program activities for their grade level	14%	26%
Academic Performance Scholar earning at least the minimum cumulative 2.5 GPA required to earn the 21st Century Scholarship	20%	62%
FAFSA Completion Scholars filing the Free Application for Federal Student Aid (FAFSA) by March 10th of their high school senior year	30%	74%

N/A indicates that a value could not be calculated due to inapplicability of data, or because the denominator was zero.

STUDENT ENROLLMENT: Defined as the percentage of eligible 8th grade students who are enrolled in the Scholars program as a percentage of the total of 8th grade Free and Reduced Lunch Program population for the 2014-2015 academic year. Field may be listed as 'N/A' due to unavailability of Free and Reduced Lunch data. Similarly, enrollment may exceed 100% for schools in which the Scholar population exceeds that eighth grade free and reduced lunch population.

SCHOLARTRACK REGISTRATION: Defined as the percentage of high school Scholars who are required to participate in the Scholar Success Program (graduation classes of 2017, 2018, and 2019) who have registered for a ScholarTrack account.

SCHOLAR SUCCESS PROGRAM COMPLETION: Defined as the percentage of high school Scholars who are required to participate in the Scholar Success Program who have completed all required Scholar Success Program activities during their respective cohort year.

ACADEMIC PERFORMANCE: Defined as the percentage of senior Scholars (class of 2015) who achieved a minimum GPA of 2.5 or higher

FAFSA COMPLETION: Defined as the percentage of high school senior Scholars (class of 2015) who filed the Free Application for Federal Student Aid (FAFSA) by the state deadline of March 10, 2015

Scholars.IN.gov



A program of the Indiana Commission for Higher Education

2014-2015 SCHOLAR OUTREACH SCORECARD

EMINENCE COMMUNITY SCHOOL CORP

	Local Scholars	All Scholars
Student Enrollment Eligible students enrolled in the Scholars program by June 30th of their 8th grade year	30%	41%
ScholarTrack Registration Scholars who have a ScholarTrack account that records their completion of Scholar Success Program requirements	44%	49%
Scholar Success Program Completion Scholars completing all required Scholar Success Program activities for their grade level	33%	26%
Academic Performance Scholar earning at least the minimum cumulative 2.5 GPA required to earn the 21st Century Scholarship	79%	62%
FAFSA Completion Scholars filing the Free Application for Federal Student Aid (FAFSA) by March 10th of their high school senior year	100%	74%

N/A indicates that a value could not be calculated due to inapplicability of data, or because the denominator was zero.

STUDENT ENROLLMENT: Defined as the percentage of eligible 8th grade students who are enrolled in the Scholars program as a percentage of the total of 8th grade Free and Reduced Lunch Program population for the 2014-2015 academic year. Field may be listed as 'N/A' due to unavailability of Free and Reduced Lunch data. Similarly, enrollment may exceed 100% for schools in which the Scholar population exceeds that eighth grade free and reduced lunch population.

SCHOLARTRACK REGISTRATION: Defined as the percentage of high school Scholars who are required to participate in the Scholar Success Program (graduation classes of 2017, 2018, and 2019) who have registered for a ScholarTrack account.

SCHOLAR SUCCESS PROGRAM COMPLETION: Defined as the percentage of high school Scholars who are required to participate in the Scholar Success Program who have completed all required Scholar Success Program activities during their respective cohort year.

ACADEMIC PERFORMANCE: Defined as the percentage of senior Scholars (class of 2015) who achieved a minimum GPA of 2.5 or higher

FAFSA COMPLETION: Defined as the percentage of high school senior Scholars (class of 2015) who filed the Free Application for Federal Student Aid (FAFSA) by the state deadline of March 10, 2015

Scholars.IN.gov



A program of the Indiana Commission for Higher Education

2014-2015 SCHOLAR OUTREACH SCORECARD

EVANSVILLE VANDERBURGH SCH CORP

	Local Scholars	All Scholars
Student Enrollment Eligible students enrolled in the Scholars program by June 30th of their 8th grade year	41%	41%
ScholarTrack Registration Scholars who have a ScholarTrack account that records their completion of Scholar Success Program requirements	49%	49%
Scholar Success Program Completion Scholars completing all required Scholar Success Program activities for their grade level	23%	26%
Academic Performance Scholar earning at least the minimum cumulative 2.5 GPA required to earn the 21st Century Scholarship	66%	62%
FAFSA Completion Scholars filing the Free Application for Federal Student Aid (FAFSA) by March 10th of their high school senior year	81%	74%

N/A indicates that a value could not be calculated due to inapplicability of data, or because the denominator was zero.

STUDENT ENROLLMENT: Defined as the percentage of eligible 8th grade students who are enrolled in the Scholars program as a percentage of the total of 8th grade Free and Reduced Lunch Program population for the 2014-2015 academic year. Field may be listed as 'N/A' due to unavailability of Free and Reduced Lunch data. Similarly, enrollment may exceed 100% for schools in which the Scholar population exceeds that eighth grade free and reduced lunch population.

SCHOLARTRACK REGISTRATION: Defined as the percentage of high school Scholars who are required to participate in the Scholar Success Program (graduation classes of 2017, 2018, and 2019) who have registered for a ScholarTrack account.

SCHOLAR SUCCESS PROGRAM COMPLETION: Defined as the percentage of high school Scholars who are required to participate in the Scholar Success Program who have completed all required Scholar Success Program activities during their respective cohort year.

ACADEMIC PERFORMANCE: Defined as the percentage of senior Scholars (class of 2015) who achieved a minimum GPA of 2.5 or higher

FAFSA COMPLETION: Defined as the percentage of high school senior Scholars (class of 2015) who filed the Free Application for Federal Student Aid (FAFSA) by the state deadline of March 10, 2015

Scholars.IN.gov



A program of the Indiana Commission for Higher Education

2014-2015 SCHOLAR OUTREACH SCORECARD

FAIRFIELD COMMUNITY SCHOOLS

	Local Scholars	All Scholars
Student Enrollment Eligible students enrolled in the Scholars program by June 30th of their 8th grade year	48%	41%
ScholarTrack Registration Scholars who have a ScholarTrack account that records their completion of Scholar Success Program requirements	25%	49%
Scholar Success Program Completion Scholars completing all required Scholar Success Program activities for their grade level	8%	26%
Academic Performance Scholar earning at least the minimum cumulative 2.5 GPA required to earn the 21st Century Scholarship	81%	62%
FAFSA Completion Scholars filing the Free Application for Federal Student Aid (FAFSA) by March 10th of their high school senior year	83%	74%

N/A indicates that a value could not be calculated due to inapplicability of data, or because the denominator was zero.

STUDENT ENROLLMENT: Defined as the percentage of eligible 8th grade students who are enrolled in the Scholars program as a percentage of the total of 8th grade Free and Reduced Lunch Program population for the 2014-2015 academic year. Field may be listed as 'N/A' due to unavailability of Free and Reduced Lunch data. Similarly, enrollment may exceed 100% for schools in which the Scholar population exceeds that eighth grade free and reduced lunch population.

SCHOLARTRACK REGISTRATION: Defined as the percentage of high school Scholars who are required to participate in the Scholar Success Program (graduation classes of 2017, 2018, and 2019) who have registered for a ScholarTrack account.

SCHOLAR SUCCESS PROGRAM COMPLETION: Defined as the percentage of high school Scholars who are required to participate in the Scholar Success Program who have completed all required Scholar Success Program activities during their respective cohort year.

ACADEMIC PERFORMANCE: Defined as the percentage of senior Scholars (class of 2015) who achieved a minimum GPA of 2.5 or higher

FAFSA COMPLETION: Defined as the percentage of high school senior Scholars (class of 2015) who filed the Free Application for Federal Student Aid (FAFSA) by the state deadline of March 10, 2015

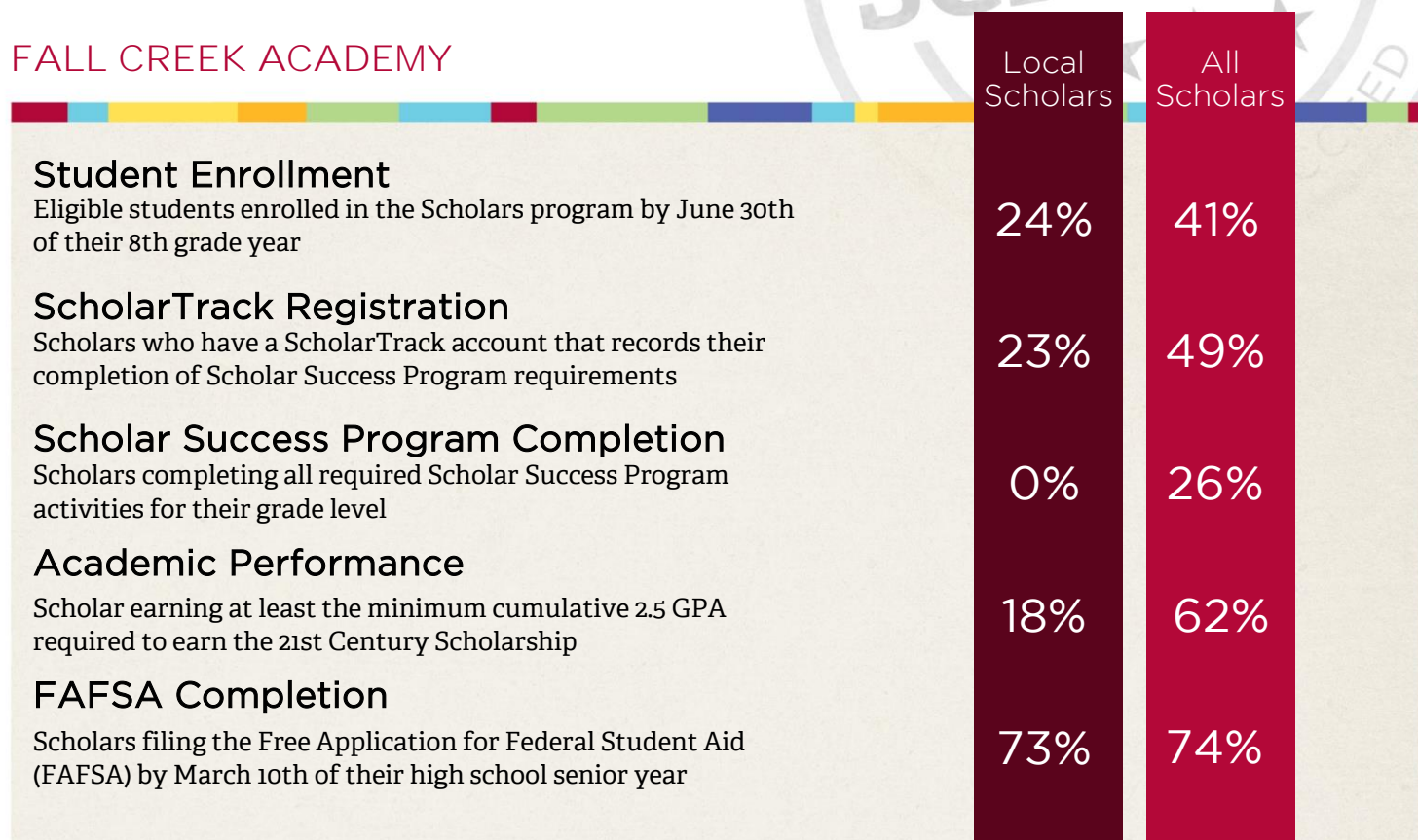
Scholars.IN.gov



A program of the Indiana Commission for Higher Education

2014-2015 SCHOLAR OUTREACH SCORECARD

FALL CREEK ACADEMY



N/A indicates that a value could not be calculated due to inapplicability of data, or because the denominator was zero.

STUDENT ENROLLMENT: Defined as the percentage of eligible 8th grade students who are enrolled in the Scholars program as a percentage of the total of 8th grade Free and Reduced Lunch Program population for the 2014-2015 academic year. Field may be listed as 'N/A' due to unavailability of Free and Reduced Lunch data. Similarly, enrollment may exceed 100% for schools in which the Scholar population exceeds that eighth grade free and reduced lunch population.

SCHOLARTRACK REGISTRATION: Defined as the percentage of high school Scholars who are required to participate in the Scholar Success Program (graduation classes of 2017, 2018, and 2019) who have registered for a ScholarTrack account.

SCHOLAR SUCCESS PROGRAM COMPLETION: Defined as the percentage of high school Scholars who are required to participate in the Scholar Success Program who have completed all required Scholar Success Program activities during their respective cohort year.

ACADEMIC PERFORMANCE: Defined as the percentage of senior Scholars (class of 2015) who achieved a minimum GPA of 2.5 or higher

FAFSA COMPLETION: Defined as the percentage of high school senior Scholars (class of 2015) who filed the Free Application for Federal Student Aid (FAFSA) by the state deadline of March 10, 2015

Scholars.IN.gov



2014-2015 SCHOLAR OUTREACH SCORECARD

FAYETTE COUNTY SCHOOL CORP

	Local Scholars	All Scholars
Student Enrollment Eligible students enrolled in the Scholars program by June 30th of their 8th grade year	N/A	41%
ScholarTrack Registration Scholars who have a ScholarTrack account that records their completion of Scholar Success Program requirements	51%	49%
Scholar Success Program Completion Scholars completing all required Scholar Success Program activities for their grade level	12%	26%
Academic Performance Scholar earning at least the minimum cumulative 2.5 GPA required to earn the 21st Century Scholarship	65%	62%
FAFSA Completion Scholars filing the Free Application for Federal Student Aid (FAFSA) by March 10th of their high school senior year	80%	74%

N/A indicates that a value could not be calculated due to inapplicability of data, or because the denominator was zero.

STUDENT ENROLLMENT: Defined as the percentage of eligible 8th grade students who are enrolled in the Scholars program as a percentage of the total of 8th grade Free and Reduced Lunch Program population for the 2014-2015 academic year. Field may be listed as 'N/A' due to unavailability of Free and Reduced Lunch data. Similarly, enrollment may exceed 100% for schools in which the Scholar population exceeds that eighth grade free and reduced lunch population.

SCHOLARTRACK REGISTRATION: Defined as the percentage of high school Scholars who are required to participate in the Scholar Success Program (graduation classes of 2017, 2018, and 2019) who have registered for a ScholarTrack account.

SCHOLAR SUCCESS PROGRAM COMPLETION: Defined as the percentage of high school Scholars who are required to participate in the Scholar Success Program who have completed all required Scholar Success Program activities during their respective cohort year.

ACADEMIC PERFORMANCE: Defined as the percentage of senior Scholars (class of 2015) who achieved a minimum GPA of 2.5 or higher

FAFSA COMPLETION: Defined as the percentage of high school senior Scholars (class of 2015) who filed the Free Application for Federal Student Aid (FAFSA) by the state deadline of March 10, 2015

Scholars.IN.gov



A program of the Indiana Commission for Higher Education

2014-2015 SCHOLAR OUTREACH SCORECARD

FLANNER HOUSE ELEMENTARY SCHOOL

	Local Scholars	All Scholars
Student Enrollment Eligible students enrolled in the Scholars program by June 30th of their 8th grade year	N/A	41%
ScholarTrack Registration Scholars who have a ScholarTrack account that records their completion of Scholar Success Program requirements	N/A	49%
Scholar Success Program Completion Scholars completing all required Scholar Success Program activities for their grade level	N/A	26%
Academic Performance Scholar earning at least the minimum cumulative 2.5 GPA required to earn the 21st Century Scholarship	N/A	62%
FAFSA Completion Scholars filing the Free Application for Federal Student Aid (FAFSA) by March 10th of their high school senior year	N/A	74%

N/A indicates that a value could not be calculated due to inapplicability of data, or because the denominator was zero.

STUDENT ENROLLMENT: Defined as the percentage of eligible 8th grade students who are enrolled in the Scholars program as a percentage of the total of 8th grade Free and Reduced Lunch Program population for the 2014-2015 academic year. Field may be listed as 'N/A' due to unavailability of Free and Reduced Lunch data. Similarly, enrollment may exceed 100% for schools in which the Scholar population exceeds that eighth grade free and reduced lunch population.

SCHOLARTRACK REGISTRATION: Defined as the percentage of high school Scholars who are required to participate in the Scholar Success Program (graduation classes of 2017, 2018, and 2019) who have registered for a ScholarTrack account.

SCHOLAR SUCCESS PROGRAM COMPLETION: Defined as the percentage of high school Scholars who are required to participate in the Scholar Success Program who have completed all required Scholar Success Program activities during their respective cohort year.

ACADEMIC PERFORMANCE: Defined as the percentage of senior Scholars (class of 2015) who achieved a minimum GPA of 2.5 or higher

FAFSA COMPLETION: Defined as the percentage of high school senior Scholars (class of 2015) who filed the Free Application for Federal Student Aid (FAFSA) by the state deadline of March 10, 2015

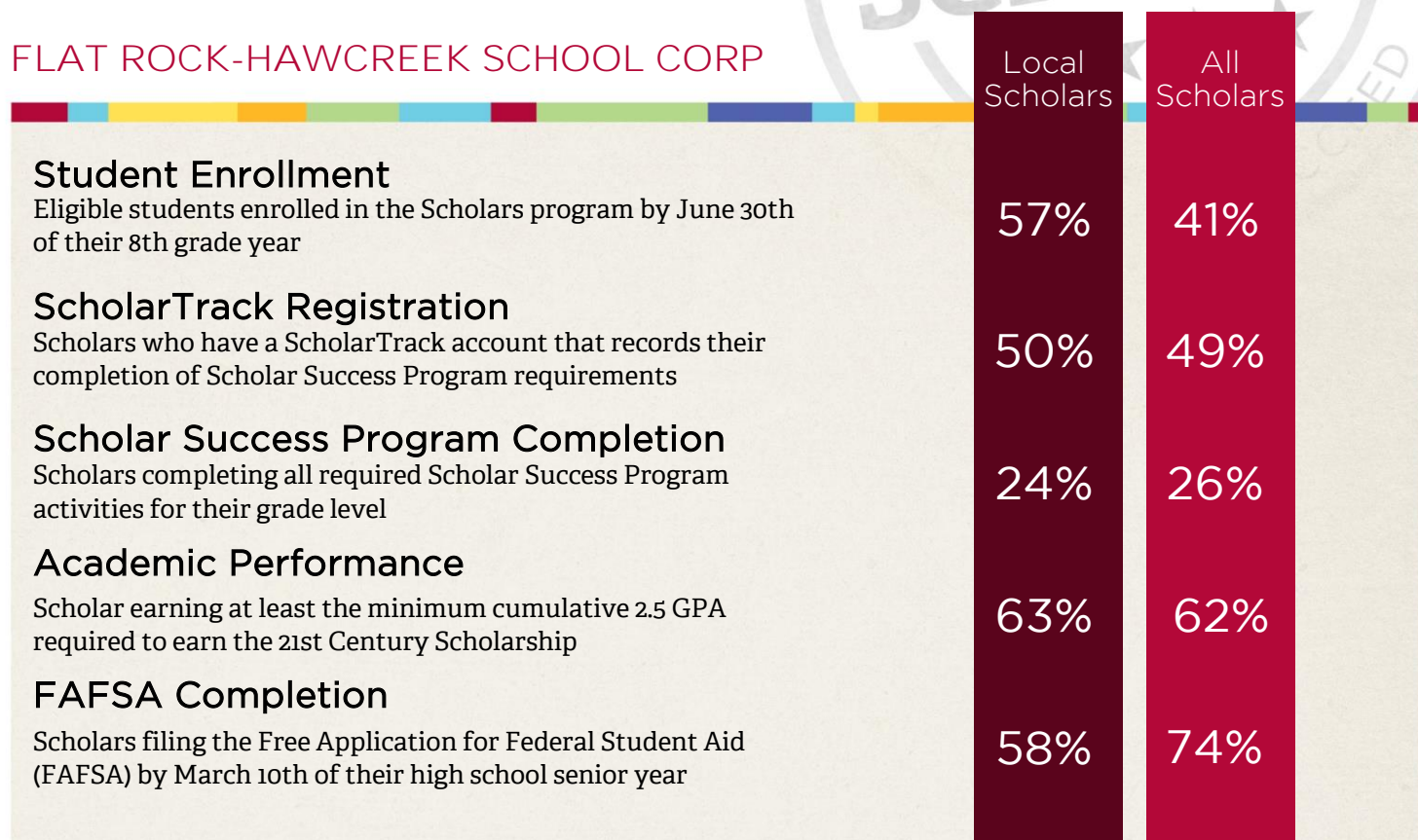
Scholars.IN.gov



A program of the Indiana Commission for Higher Education

2014-2015 SCHOLAR OUTREACH SCORECARD

FLAT ROCK-HAWCREEK SCHOOL CORP



N/A indicates that a value could not be calculated due to inapplicability of data, or because the denominator was zero.

STUDENT ENROLLMENT: Defined as the percentage of eligible 8th grade students who are enrolled in the Scholars program as a percentage of the total of 8th grade Free and Reduced Lunch Program population for the 2014-2015 academic year. Field may be listed as 'N/A' due to unavailability of Free and Reduced Lunch data. Similarly, enrollment may exceed 100% for schools in which the Scholar population exceeds that eighth grade free and reduced lunch population.

SCHOLARTRACK REGISTRATION: Defined as the percentage of high school Scholars who are required to participate in the Scholar Success Program (graduation classes of 2017, 2018, and 2019) who have registered for a ScholarTrack account.

SCHOLAR SUCCESS PROGRAM COMPLETION: Defined as the percentage of high school Scholars who are required to participate in the Scholar Success Program who have completed all required Scholar Success Program activities during their respective cohort year.

ACADEMIC PERFORMANCE: Defined as the percentage of senior Scholars (class of 2015) who achieved a minimum GPA of 2.5 or higher

FAFSA COMPLETION: Defined as the percentage of high school senior Scholars (class of 2015) who filed the Free Application for Federal Student Aid (FAFSA) by the state deadline of March 10, 2015

Scholars.IN.gov



2014-2015 SCHOLAR OUTREACH SCORECARD

FORT WAYNE COMMUNITY SCHOOLS

	Local Scholars	All Scholars
Student Enrollment Eligible students enrolled in the Scholars program by June 30th of their 8th grade year	N/A	41%
ScholarTrack Registration Scholars who have a ScholarTrack account that records their completion of Scholar Success Program requirements	56%	49%
Scholar Success Program Completion Scholars completing all required Scholar Success Program activities for their grade level	29%	26%
Academic Performance Scholar earning at least the minimum cumulative 2.5 GPA required to earn the 21st Century Scholarship	55%	62%
FAFSA Completion Scholars filing the Free Application for Federal Student Aid (FAFSA) by March 10th of their high school senior year	76%	74%

N/A indicates that a value could not be calculated due to inapplicability of data, or because the denominator was zero.

STUDENT ENROLLMENT: Defined as the percentage of eligible 8th grade students who are enrolled in the Scholars program as a percentage of the total of 8th grade Free and Reduced Lunch Program population for the 2014-2015 academic year. Field may be listed as 'N/A' due to unavailability of Free and Reduced Lunch data. Similarly, enrollment may exceed 100% for schools in which the Scholar population exceeds that eighth grade free and reduced lunch population.

SCHOLARTRACK REGISTRATION: Defined as the percentage of high school Scholars who are required to participate in the Scholar Success Program (graduation classes of 2017, 2018, and 2019) who have registered for a ScholarTrack account.

SCHOLAR SUCCESS PROGRAM COMPLETION: Defined as the percentage of high school Scholars who are required to participate in the Scholar Success Program who have completed all required Scholar Success Program activities during their respective cohort year.

ACADEMIC PERFORMANCE: Defined as the percentage of senior Scholars (class of 2015) who achieved a minimum GPA of 2.5 or higher

FAFSA COMPLETION: Defined as the percentage of high school senior Scholars (class of 2015) who filed the Free Application for Federal Student Aid (FAFSA) by the state deadline of March 10, 2015

Scholars.IN.gov



A program of the Indiana Commission for Higher Education

2014-2015 SCHOLAR OUTREACH SCORECARD

FRANKLIN COMMUNITY SCHOOL CORP

	Local Scholars	All Scholars
Student Enrollment Eligible students enrolled in the Scholars program by June 30th of their 8th grade year	N/A	41%
ScholarTrack Registration Scholars who have a ScholarTrack account that records their completion of Scholar Success Program requirements	53%	49%
Scholar Success Program Completion Scholars completing all required Scholar Success Program activities for their grade level	13%	26%
Academic Performance Scholar earning at least the minimum cumulative 2.5 GPA required to earn the 21st Century Scholarship	59%	62%
FAFSA Completion Scholars filing the Free Application for Federal Student Aid (FAFSA) by March 10th of their high school senior year	75%	74%

N/A indicates that a value could not be calculated due to inapplicability of data, or because the denominator was zero.

STUDENT ENROLLMENT: Defined as the percentage of eligible 8th grade students who are enrolled in the Scholars program as a percentage of the total of 8th grade Free and Reduced Lunch Program population for the 2014-2015 academic year. Field may be listed as 'N/A' due to unavailability of Free and Reduced Lunch data. Similarly, enrollment may exceed 100% for schools in which the Scholar population exceeds that eighth grade free and reduced lunch population.

SCHOLARTRACK REGISTRATION: Defined as the percentage of high school Scholars who are required to participate in the Scholar Success Program (graduation classes of 2017, 2018, and 2019) who have registered for a ScholarTrack account.

SCHOLAR SUCCESS PROGRAM COMPLETION: Defined as the percentage of high school Scholars who are required to participate in the Scholar Success Program who have completed all required Scholar Success Program activities during their respective cohort year.

ACADEMIC PERFORMANCE: Defined as the percentage of senior Scholars (class of 2015) who achieved a minimum GPA of 2.5 or higher

FAFSA COMPLETION: Defined as the percentage of high school senior Scholars (class of 2015) who filed the Free Application for Federal Student Aid (FAFSA) by the state deadline of March 10, 2015

Scholars.IN.gov



2014-2015 SCHOLAR OUTREACH SCORECARD

FRANKLIN COUNTY COM SCH CORP

	Local Scholars	All Scholars
Student Enrollment Eligible students enrolled in the Scholars program by June 30th of their 8th grade year	52%	41%
ScholarTrack Registration Scholars who have a ScholarTrack account that records their completion of Scholar Success Program requirements	33%	49%
Scholar Success Program Completion Scholars completing all required Scholar Success Program activities for their grade level	13%	26%
Academic Performance Scholar earning at least the minimum cumulative 2.5 GPA required to earn the 21st Century Scholarship	63%	62%
FAFSA Completion Scholars filing the Free Application for Federal Student Aid (FAFSA) by March 10th of their high school senior year	66%	74%

N/A indicates that a value could not be calculated due to inapplicability of data, or because the denominator was zero.

STUDENT ENROLLMENT: Defined as the percentage of eligible 8th grade students who are enrolled in the Scholars program as a percentage of the total of 8th grade Free and Reduced Lunch Program population for the 2014-2015 academic year. Field may be listed as 'N/A' due to unavailability of Free and Reduced Lunch data. Similarly, enrollment may exceed 100% for schools in which the Scholar population exceeds that eighth grade free and reduced lunch population.

SCHOLARTRACK REGISTRATION: Defined as the percentage of high school Scholars who are required to participate in the Scholar Success Program (graduation classes of 2017, 2018, and 2019) who have registered for a ScholarTrack account.

SCHOLAR SUCCESS PROGRAM COMPLETION: Defined as the percentage of high school Scholars who are required to participate in the Scholar Success Program who have completed all required Scholar Success Program activities during their respective cohort year.

ACADEMIC PERFORMANCE: Defined as the percentage of senior Scholars (class of 2015) who achieved a minimum GPA of 2.5 or higher

FAFSA COMPLETION: Defined as the percentage of high school senior Scholars (class of 2015) who filed the Free Application for Federal Student Aid (FAFSA) by the state deadline of March 10, 2015

Scholars.IN.gov



A program of the Indiana Commission for Higher Education

2014-2015 SCHOLAR OUTREACH SCORECARD

FRANKLIN TOWNSHIP COM SCH CORP

	Local Scholars	All Scholars
Student Enrollment Eligible students enrolled in the Scholars program by June 30th of their 8th grade year	N/A	41%
ScholarTrack Registration Scholars who have a ScholarTrack account that records their completion of Scholar Success Program requirements	97%	49%
Scholar Success Program Completion Scholars completing all required Scholar Success Program activities for their grade level	46%	26%
Academic Performance Scholar earning at least the minimum cumulative 2.5 GPA required to earn the 21st Century Scholarship	65%	62%
FAFSA Completion Scholars filing the Free Application for Federal Student Aid (FAFSA) by March 10th of their high school senior year	79%	74%

N/A indicates that a value could not be calculated due to inapplicability of data, or because the denominator was zero.

STUDENT ENROLLMENT: Defined as the percentage of eligible 8th grade students who are enrolled in the Scholars program as a percentage of the total of 8th grade Free and Reduced Lunch Program population for the 2014-2015 academic year. Field may be listed as 'N/A' due to unavailability of Free and Reduced Lunch data. Similarly, enrollment may exceed 100% for schools in which the Scholar population exceeds that eighth grade free and reduced lunch population.

SCHOLARTRACK REGISTRATION: Defined as the percentage of high school Scholars who are required to participate in the Scholar Success Program (graduation classes of 2017, 2018, and 2019) who have registered for a ScholarTrack account.

SCHOLAR SUCCESS PROGRAM COMPLETION: Defined as the percentage of high school Scholars who are required to participate in the Scholar Success Program who have completed all required Scholar Success Program activities during their respective cohort year.

ACADEMIC PERFORMANCE: Defined as the percentage of senior Scholars (class of 2015) who achieved a minimum GPA of 2.5 or higher

FAFSA COMPLETION: Defined as the percentage of high school senior Scholars (class of 2015) who filed the Free Application for Federal Student Aid (FAFSA) by the state deadline of March 10, 2015

Scholars.IN.gov



A program of the Indiana Commission for Higher Education

2014-2015 SCHOLAR OUTREACH SCORECARD

FRANKTON-LAPEL COMMUNITY SCHS

	Local Scholars	All Scholars
Student Enrollment Eligible students enrolled in the Scholars program by June 30th of their 8th grade year	44%	41%
ScholarTrack Registration Scholars who have a ScholarTrack account that records their completion of Scholar Success Program requirements	36%	49%
Scholar Success Program Completion Scholars completing all required Scholar Success Program activities for their grade level	24%	26%
Academic Performance Scholar earning at least the minimum cumulative 2.5 GPA required to earn the 21st Century Scholarship	61%	62%
FAFSA Completion Scholars filing the Free Application for Federal Student Aid (FAFSA) by March 10th of their high school senior year	71%	74%

N/A indicates that a value could not be calculated due to inapplicability of data, or because the denominator was zero.

STUDENT ENROLLMENT: Defined as the percentage of eligible 8th grade students who are enrolled in the Scholars program as a percentage of the total of 8th grade Free and Reduced Lunch Program population for the 2014-2015 academic year. Field may be listed as 'N/A' due to unavailability of Free and Reduced Lunch data. Similarly, enrollment may exceed 100% for schools in which the Scholar population exceeds that eighth grade free and reduced lunch population.

SCHOLARTRACK REGISTRATION: Defined as the percentage of high school Scholars who are required to participate in the Scholar Success Program (graduation classes of 2017, 2018, and 2019) who have registered for a ScholarTrack account.

SCHOLAR SUCCESS PROGRAM COMPLETION: Defined as the percentage of high school Scholars who are required to participate in the Scholar Success Program who have completed all required Scholar Success Program activities during their respective cohort year.

ACADEMIC PERFORMANCE: Defined as the percentage of senior Scholars (class of 2015) who achieved a minimum GPA of 2.5 or higher

FAFSA COMPLETION: Defined as the percentage of high school senior Scholars (class of 2015) who filed the Free Application for Federal Student Aid (FAFSA) by the state deadline of March 10, 2015

Scholars.IN.gov



A program of the Indiana Commission for Higher Education

2014-2015 SCHOLAR OUTREACH SCORECARD

FREMONT COMMUNITY SCHOOLS

	Local Scholars	All Scholars
Student Enrollment Eligible students enrolled in the Scholars program by June 30th of their 8th grade year	N/A	41%
ScholarTrack Registration Scholars who have a ScholarTrack account that records their completion of Scholar Success Program requirements	66%	49%
Scholar Success Program Completion Scholars completing all required Scholar Success Program activities for their grade level	22%	26%
Academic Performance Scholar earning at least the minimum cumulative 2.5 GPA required to earn the 21st Century Scholarship	40%	62%
FAFSA Completion Scholars filing the Free Application for Federal Student Aid (FAFSA) by March 10th of their high school senior year	54%	74%

N/A indicates that a value could not be calculated due to inapplicability of data, or because the denominator was zero.

STUDENT ENROLLMENT: Defined as the percentage of eligible 8th grade students who are enrolled in the Scholars program as a percentage of the total of 8th grade Free and Reduced Lunch Program population for the 2014-2015 academic year. Field may be listed as 'N/A' due to unavailability of Free and Reduced Lunch data. Similarly, enrollment may exceed 100% for schools in which the Scholar population exceeds that eighth grade free and reduced lunch population.

SCHOLARTRACK REGISTRATION: Defined as the percentage of high school Scholars who are required to participate in the Scholar Success Program (graduation classes of 2017, 2018, and 2019) who have registered for a ScholarTrack account.

SCHOLAR SUCCESS PROGRAM COMPLETION: Defined as the percentage of high school Scholars who are required to participate in the Scholar Success Program who have completed all required Scholar Success Program activities during their respective cohort year.

ACADEMIC PERFORMANCE: Defined as the percentage of senior Scholars (class of 2015) who achieved a minimum GPA of 2.5 or higher

FAFSA COMPLETION: Defined as the percentage of high school senior Scholars (class of 2015) who filed the Free Application for Federal Student Aid (FAFSA) by the state deadline of March 10, 2015

Scholars.IN.gov



A program of the Indiana Commission for Higher Education

2014-2015 SCHOLAR OUTREACH SCORECARD

FRONTIER SCHOOL CORPORATION

	Local Scholars	All Scholars
Student Enrollment Eligible students enrolled in the Scholars program by June 30th of their 8th grade year	19%	41%
ScholarTrack Registration Scholars who have a ScholarTrack account that records their completion of Scholar Success Program requirements	40%	49%
Scholar Success Program Completion Scholars completing all required Scholar Success Program activities for their grade level	25%	26%
Academic Performance Scholar earning at least the minimum cumulative 2.5 GPA required to earn the 21st Century Scholarship	71%	62%
FAFSA Completion Scholars filing the Free Application for Federal Student Aid (FAFSA) by March 10th of their high school senior year	83%	74%

N/A indicates that a value could not be calculated due to inapplicability of data, or because the denominator was zero.

STUDENT ENROLLMENT: Defined as the percentage of eligible 8th grade students who are enrolled in the Scholars program as a percentage of the total of 8th grade Free and Reduced Lunch Program population for the 2014-2015 academic year. Field may be listed as 'N/A' due to unavailability of Free and Reduced Lunch data. Similarly, enrollment may exceed 100% for schools in which the Scholar population exceeds that eighth grade free and reduced lunch population.

SCHOLARTRACK REGISTRATION: Defined as the percentage of high school Scholars who are required to participate in the Scholar Success Program (graduation classes of 2017, 2018, and 2019) who have registered for a ScholarTrack account.

SCHOLAR SUCCESS PROGRAM COMPLETION: Defined as the percentage of high school Scholars who are required to participate in the Scholar Success Program who have completed all required Scholar Success Program activities during their respective cohort year.

ACADEMIC PERFORMANCE: Defined as the percentage of senior Scholars (class of 2015) who achieved a minimum GPA of 2.5 or higher

FAFSA COMPLETION: Defined as the percentage of high school senior Scholars (class of 2015) who filed the Free Application for Federal Student Aid (FAFSA) by the state deadline of March 10, 2015

Scholars.IN.gov



A program of the Indiana Commission for Higher Education

2014-2015 SCHOLAR OUTREACH SCORECARD

GARRETT-KEYSER-BUTLER COM

	Local Scholars	All Scholars
Student Enrollment Eligible students enrolled in the Scholars program by June 30th of their 8th grade year	N/A	41%
ScholarTrack Registration Scholars who have a ScholarTrack account that records their completion of Scholar Success Program requirements	53%	49%
Scholar Success Program Completion Scholars completing all required Scholar Success Program activities for their grade level	22%	26%
Academic Performance Scholar earning at least the minimum cumulative 2.5 GPA required to earn the 21st Century Scholarship	63%	62%
FAFSA Completion Scholars filing the Free Application for Federal Student Aid (FAFSA) by March 10th of their high school senior year	67%	74%

N/A indicates that a value could not be calculated due to inapplicability of data, or because the denominator was zero.

STUDENT ENROLLMENT: Defined as the percentage of eligible 8th grade students who are enrolled in the Scholars program as a percentage of the total of 8th grade Free and Reduced Lunch Program population for the 2014-2015 academic year. Field may be listed as 'N/A' due to unavailability of Free and Reduced Lunch data. Similarly, enrollment may exceed 100% for schools in which the Scholar population exceeds that eighth grade free and reduced lunch population.

SCHOLARTRACK REGISTRATION: Defined as the percentage of high school Scholars who are required to participate in the Scholar Success Program (graduation classes of 2017, 2018, and 2019) who have registered for a ScholarTrack account.

SCHOLAR SUCCESS PROGRAM COMPLETION: Defined as the percentage of high school Scholars who are required to participate in the Scholar Success Program who have completed all required Scholar Success Program activities during their respective cohort year.

ACADEMIC PERFORMANCE: Defined as the percentage of senior Scholars (class of 2015) who achieved a minimum GPA of 2.5 or higher

FAFSA COMPLETION: Defined as the percentage of high school senior Scholars (class of 2015) who filed the Free Application for Federal Student Aid (FAFSA) by the state deadline of March 10, 2015

Scholars.IN.gov



A program of the Indiana Commission for Higher Education

2014-2015 SCHOLAR OUTREACH SCORECARD

GARY COMMUNITY SCHOOL CORP

	Local Scholars	All Scholars
Student Enrollment Eligible students enrolled in the Scholars program by June 30th of their 8th grade year	N/A	41%
ScholarTrack Registration Scholars who have a ScholarTrack account that records their completion of Scholar Success Program requirements	17%	49%
Scholar Success Program Completion Scholars completing all required Scholar Success Program activities for their grade level	12%	26%
Academic Performance Scholar earning at least the minimum cumulative 2.5 GPA required to earn the 21st Century Scholarship	32%	62%
FAFSA Completion Scholars filing the Free Application for Federal Student Aid (FAFSA) by March 10th of their high school senior year	62%	74%

N/A indicates that a value could not be calculated due to inapplicability of data, or because the denominator was zero.

STUDENT ENROLLMENT: Defined as the percentage of eligible 8th grade students who are enrolled in the Scholars program as a percentage of the total of 8th grade Free and Reduced Lunch Program population for the 2014-2015 academic year. Field may be listed as 'N/A' due to unavailability of Free and Reduced Lunch data. Similarly, enrollment may exceed 100% for schools in which the Scholar population exceeds that eighth grade free and reduced lunch population.

SCHOLARTRACK REGISTRATION: Defined as the percentage of high school Scholars who are required to participate in the Scholar Success Program (graduation classes of 2017, 2018, and 2019) who have registered for a ScholarTrack account.

SCHOLAR SUCCESS PROGRAM COMPLETION: Defined as the percentage of high school Scholars who are required to participate in the Scholar Success Program who have completed all required Scholar Success Program activities during their respective cohort year.

ACADEMIC PERFORMANCE: Defined as the percentage of senior Scholars (class of 2015) who achieved a minimum GPA of 2.5 or higher

FAFSA COMPLETION: Defined as the percentage of high school senior Scholars (class of 2015) who filed the Free Application for Federal Student Aid (FAFSA) by the state deadline of March 10, 2015

Scholars.IN.gov



A program of the Indiana Commission for Higher Education

2014-2015 SCHOLAR OUTREACH SCORECARD

GOSHEN COMMUNITY SCHOOLS

	Local Scholars	All Scholars
Student Enrollment Eligible students enrolled in the Scholars program by June 30th of their 8th grade year	38%	41%
ScholarTrack Registration Scholars who have a ScholarTrack account that records their completion of Scholar Success Program requirements	45%	49%
Scholar Success Program Completion Scholars completing all required Scholar Success Program activities for their grade level	14%	26%
Academic Performance Scholar earning at least the minimum cumulative 2.5 GPA required to earn the 21st Century Scholarship	73%	62%
FAFSA Completion Scholars filing the Free Application for Federal Student Aid (FAFSA) by March 10th of their high school senior year	75%	74%

N/A indicates that a value could not be calculated due to inapplicability of data, or because the denominator was zero.

STUDENT ENROLLMENT: Defined as the percentage of eligible 8th grade students who are enrolled in the Scholars program as a percentage of the total of 8th grade Free and Reduced Lunch Program population for the 2014-2015 academic year. Field may be listed as 'N/A' due to unavailability of Free and Reduced Lunch data. Similarly, enrollment may exceed 100% for schools in which the Scholar population exceeds that eighth grade free and reduced lunch population.

SCHOLARTRACK REGISTRATION: Defined as the percentage of high school Scholars who are required to participate in the Scholar Success Program (graduation classes of 2017, 2018, and 2019) who have registered for a ScholarTrack account.

SCHOLAR SUCCESS PROGRAM COMPLETION: Defined as the percentage of high school Scholars who are required to participate in the Scholar Success Program who have completed all required Scholar Success Program activities during their respective cohort year.

ACADEMIC PERFORMANCE: Defined as the percentage of senior Scholars (class of 2015) who achieved a minimum GPA of 2.5 or higher

FAFSA COMPLETION: Defined as the percentage of high school senior Scholars (class of 2015) who filed the Free Application for Federal Student Aid (FAFSA) by the state deadline of March 10, 2015

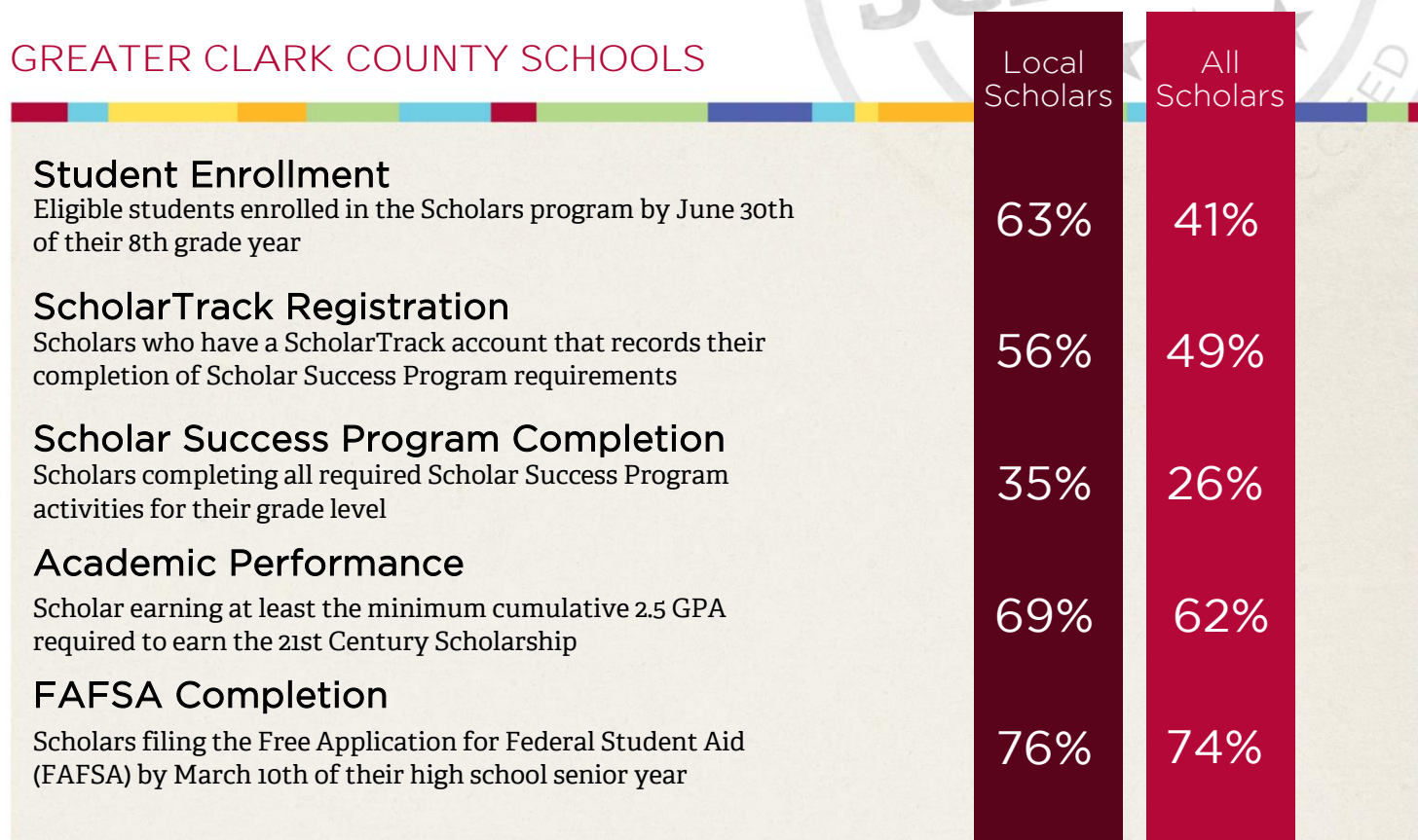
Scholars.IN.gov



A program of the Indiana Commission for Higher Education

2014-2015 SCHOLAR OUTREACH SCORECARD

GREATER CLARK COUNTY SCHOOLS



N/A indicates that a value could not be calculated due to inapplicability of data, or because the denominator was zero.

STUDENT ENROLLMENT: Defined as the percentage of eligible 8th grade students who are enrolled in the Scholars program as a percentage of the total of 8th grade Free and Reduced Lunch Program population for the 2014-2015 academic year. Field may be listed as 'N/A' due to unavailability of Free and Reduced Lunch data. Similarly, enrollment may exceed 100% for schools in which the Scholar population exceeds that eighth grade free and reduced lunch population.

SCHOLARTRACK REGISTRATION: Defined as the percentage of high school Scholars who are required to participate in the Scholar Success Program (graduation classes of 2017, 2018, and 2019) who have registered for a ScholarTrack account.

SCHOLAR SUCCESS PROGRAM COMPLETION: Defined as the percentage of high school Scholars who are required to participate in the Scholar Success Program who have completed all required Scholar Success Program activities during their respective cohort year.

ACADEMIC PERFORMANCE: Defined as the percentage of senior Scholars (class of 2015) who achieved a minimum GPA of 2.5 or higher

FAFSA COMPLETION: Defined as the percentage of high school senior Scholars (class of 2015) who filed the Free Application for Federal Student Aid (FAFSA) by the state deadline of March 10, 2015

Scholars.IN.gov



A program of the Indiana Commission for Higher Education

2014-2015 SCHOLAR OUTREACH SCORECARD

GREATER JASPER CON SCHS

	Local Scholars	All Scholars
Student Enrollment Eligible students enrolled in the Scholars program by June 30th of their 8th grade year	31%	41%
ScholarTrack Registration Scholars who have a ScholarTrack account that records their completion of Scholar Success Program requirements	33%	49%
Scholar Success Program Completion Scholars completing all required Scholar Success Program activities for their grade level	10%	26%
Academic Performance Scholar earning at least the minimum cumulative 2.5 GPA required to earn the 21st Century Scholarship	75%	62%
FAFSA Completion Scholars filing the Free Application for Federal Student Aid (FAFSA) by March 10th of their high school senior year	78%	74%

N/A indicates that a value could not be calculated due to inapplicability of data, or because the denominator was zero.

STUDENT ENROLLMENT: Defined as the percentage of eligible 8th grade students who are enrolled in the Scholars program as a percentage of the total of 8th grade Free and Reduced Lunch Program population for the 2014-2015 academic year. Field may be listed as 'N/A' due to unavailability of Free and Reduced Lunch data. Similarly, enrollment may exceed 100% for schools in which the Scholar population exceeds that eighth grade free and reduced lunch population.

SCHOLARTRACK REGISTRATION: Defined as the percentage of high school Scholars who are required to participate in the Scholar Success Program (graduation classes of 2017, 2018, and 2019) who have registered for a ScholarTrack account.

SCHOLAR SUCCESS PROGRAM COMPLETION: Defined as the percentage of high school Scholars who are required to participate in the Scholar Success Program who have completed all required Scholar Success Program activities during their respective cohort year.

ACADEMIC PERFORMANCE: Defined as the percentage of senior Scholars (class of 2015) who achieved a minimum GPA of 2.5 or higher

FAFSA COMPLETION: Defined as the percentage of high school senior Scholars (class of 2015) who filed the Free Application for Federal Student Aid (FAFSA) by the state deadline of March 10, 2015

Scholars.IN.gov



2014-2015 SCHOLAR OUTREACH SCORECARD

GREENCASTLE COMMUNITY SCH CORP

	Local Scholars	All Scholars
Student Enrollment Eligible students enrolled in the Scholars program by June 30th of their 8th grade year	N/A	41%
ScholarTrack Registration Scholars who have a ScholarTrack account that records their completion of Scholar Success Program requirements	59%	49%
Scholar Success Program Completion Scholars completing all required Scholar Success Program activities for their grade level	29%	26%
Academic Performance Scholar earning at least the minimum cumulative 2.5 GPA required to earn the 21st Century Scholarship	69%	62%
FAFSA Completion Scholars filing the Free Application for Federal Student Aid (FAFSA) by March 10th of their high school senior year	77%	74%

N/A indicates that a value could not be calculated due to inapplicability of data, or because the denominator was zero.

STUDENT ENROLLMENT: Defined as the percentage of eligible 8th grade students who are enrolled in the Scholars program as a percentage of the total of 8th grade Free and Reduced Lunch Program population for the 2014-2015 academic year. Field may be listed as 'N/A' due to unavailability of Free and Reduced Lunch data. Similarly, enrollment may exceed 100% for schools in which the Scholar population exceeds that eighth grade free and reduced lunch population.

SCHOLARTRACK REGISTRATION: Defined as the percentage of high school Scholars who are required to participate in the Scholar Success Program (graduation classes of 2017, 2018, and 2019) who have registered for a ScholarTrack account.

SCHOLAR SUCCESS PROGRAM COMPLETION: Defined as the percentage of high school Scholars who are required to participate in the Scholar Success Program who have completed all required Scholar Success Program activities during their respective cohort year.

ACADEMIC PERFORMANCE: Defined as the percentage of senior Scholars (class of 2015) who achieved a minimum GPA of 2.5 or higher

FAFSA COMPLETION: Defined as the percentage of high school senior Scholars (class of 2015) who filed the Free Application for Federal Student Aid (FAFSA) by the state deadline of March 10, 2015

Scholars.IN.gov



A program of the Indiana Commission for Higher Education

2014-2015 SCHOLAR OUTREACH SCORECARD

GREENFIELD-CENTRAL COM SCHOOLS

	Local Scholars	All Scholars
Student Enrollment Eligible students enrolled in the Scholars program by June 30th of their 8th grade year	37%	41%
ScholarTrack Registration Scholars who have a ScholarTrack account that records their completion of Scholar Success Program requirements	88%	49%
Scholar Success Program Completion Scholars completing all required Scholar Success Program activities for their grade level	27%	26%
Academic Performance Scholar earning at least the minimum cumulative 2.5 GPA required to earn the 21st Century Scholarship	49%	62%
FAFSA Completion Scholars filing the Free Application for Federal Student Aid (FAFSA) by March 10th of their high school senior year	68%	74%

N/A indicates that a value could not be calculated due to inapplicability of data, or because the denominator was zero.

STUDENT ENROLLMENT: Defined as the percentage of eligible 8th grade students who are enrolled in the Scholars program as a percentage of the total of 8th grade Free and Reduced Lunch Program population for the 2014-2015 academic year. Field may be listed as 'N/A' due to unavailability of Free and Reduced Lunch data. Similarly, enrollment may exceed 100% for schools in which the Scholar population exceeds that eighth grade free and reduced lunch population.

SCHOLARTRACK REGISTRATION: Defined as the percentage of high school Scholars who are required to participate in the Scholar Success Program (graduation classes of 2017, 2018, and 2019) who have registered for a ScholarTrack account.

SCHOLAR SUCCESS PROGRAM COMPLETION: Defined as the percentage of high school Scholars who are required to participate in the Scholar Success Program who have completed all required Scholar Success Program activities during their respective cohort year.

ACADEMIC PERFORMANCE: Defined as the percentage of senior Scholars (class of 2015) who achieved a minimum GPA of 2.5 or higher

FAFSA COMPLETION: Defined as the percentage of high school senior Scholars (class of 2015) who filed the Free Application for Federal Student Aid (FAFSA) by the state deadline of March 10, 2015

Scholars.IN.gov



A program of the Indiana Commission for Higher Education

2014-2015 SCHOLAR OUTREACH SCORECARD

GREENSBURG COMMUNITY SCHOOLS

	Local Scholars	All Scholars
Student Enrollment Eligible students enrolled in the Scholars program by June 30th of their 8th grade year	N/A	41%
ScholarTrack Registration Scholars who have a ScholarTrack account that records their completion of Scholar Success Program requirements	97%	49%
Scholar Success Program Completion Scholars completing all required Scholar Success Program activities for their grade level	82%	26%
Academic Performance Scholar earning at least the minimum cumulative 2.5 GPA required to earn the 21st Century Scholarship	62%	62%
FAFSA Completion Scholars filing the Free Application for Federal Student Aid (FAFSA) by March 10th of their high school senior year	78%	74%

N/A indicates that a value could not be calculated due to inapplicability of data, or because the denominator was zero.

STUDENT ENROLLMENT: Defined as the percentage of eligible 8th grade students who are enrolled in the Scholars program as a percentage of the total of 8th grade Free and Reduced Lunch Program population for the 2014-2015 academic year. Field may be listed as 'N/A' due to unavailability of Free and Reduced Lunch data. Similarly, enrollment may exceed 100% for schools in which the Scholar population exceeds that eighth grade free and reduced lunch population.

SCHOLARTRACK REGISTRATION: Defined as the percentage of high school Scholars who are required to participate in the Scholar Success Program (graduation classes of 2017, 2018, and 2019) who have registered for a ScholarTrack account.

SCHOLAR SUCCESS PROGRAM COMPLETION: Defined as the percentage of high school Scholars who are required to participate in the Scholar Success Program who have completed all required Scholar Success Program activities during their respective cohort year.

ACADEMIC PERFORMANCE: Defined as the percentage of senior Scholars (class of 2015) who achieved a minimum GPA of 2.5 or higher

FAFSA COMPLETION: Defined as the percentage of high school senior Scholars (class of 2015) who filed the Free Application for Federal Student Aid (FAFSA) by the state deadline of March 10, 2015

Scholars.IN.gov



A program of the Indiana Commission for Higher Education

2014-2015 SCHOLAR OUTREACH SCORECARD

GREENWOOD COMMUNITY SCH CORP

	Local Scholars	All Scholars
Student Enrollment Eligible students enrolled in the Scholars program by June 30th of their 8th grade year	N/A	41%
ScholarTrack Registration Scholars who have a ScholarTrack account that records their completion of Scholar Success Program requirements	34%	49%
Scholar Success Program Completion Scholars completing all required Scholar Success Program activities for their grade level	17%	26%
Academic Performance Scholar earning at least the minimum cumulative 2.5 GPA required to earn the 21st Century Scholarship	52%	62%
FAFSA Completion Scholars filing the Free Application for Federal Student Aid (FAFSA) by March 10th of their high school senior year	59%	74%

N/A indicates that a value could not be calculated due to inapplicability of data, or because the denominator was zero.

STUDENT ENROLLMENT: Defined as the percentage of eligible 8th grade students who are enrolled in the Scholars program as a percentage of the total of 8th grade Free and Reduced Lunch Program population for the 2014-2015 academic year. Field may be listed as 'N/A' due to unavailability of Free and Reduced Lunch data. Similarly, enrollment may exceed 100% for schools in which the Scholar population exceeds that eighth grade free and reduced lunch population.

SCHOLARTRACK REGISTRATION: Defined as the percentage of high school Scholars who are required to participate in the Scholar Success Program (graduation classes of 2017, 2018, and 2019) who have registered for a ScholarTrack account.

SCHOLAR SUCCESS PROGRAM COMPLETION: Defined as the percentage of high school Scholars who are required to participate in the Scholar Success Program who have completed all required Scholar Success Program activities during their respective cohort year.

ACADEMIC PERFORMANCE: Defined as the percentage of senior Scholars (class of 2015) who achieved a minimum GPA of 2.5 or higher

FAFSA COMPLETION: Defined as the percentage of high school senior Scholars (class of 2015) who filed the Free Application for Federal Student Aid (FAFSA) by the state deadline of March 10, 2015

Scholars.IN.gov



A program of the Indiana Commission for Higher Education

2014-2015 SCHOLAR OUTREACH SCORECARD

GRIFFITH PUBLIC SCHOOLS

	Local Scholars	All Scholars
Student Enrollment Eligible students enrolled in the Scholars program by June 30th of their 8th grade year	N/A	41%
ScholarTrack Registration Scholars who have a ScholarTrack account that records their completion of Scholar Success Program requirements	23%	49%
Scholar Success Program Completion Scholars completing all required Scholar Success Program activities for their grade level	8%	26%
Academic Performance Scholar earning at least the minimum cumulative 2.5 GPA required to earn the 21st Century Scholarship	56%	62%
FAFSA Completion Scholars filing the Free Application for Federal Student Aid (FAFSA) by March 10th of their high school senior year	73%	74%

N/A indicates that a value could not be calculated due to inapplicability of data, or because the denominator was zero.

STUDENT ENROLLMENT: Defined as the percentage of eligible 8th grade students who are enrolled in the Scholars program as a percentage of the total of 8th grade Free and Reduced Lunch Program population for the 2014-2015 academic year. Field may be listed as 'N/A' due to unavailability of Free and Reduced Lunch data. Similarly, enrollment may exceed 100% for schools in which the Scholar population exceeds that eighth grade free and reduced lunch population.

SCHOLARTRACK REGISTRATION: Defined as the percentage of high school Scholars who are required to participate in the Scholar Success Program (graduation classes of 2017, 2018, and 2019) who have registered for a ScholarTrack account.

SCHOLAR SUCCESS PROGRAM COMPLETION: Defined as the percentage of high school Scholars who are required to participate in the Scholar Success Program who have completed all required Scholar Success Program activities during their respective cohort year.

ACADEMIC PERFORMANCE: Defined as the percentage of senior Scholars (class of 2015) who achieved a minimum GPA of 2.5 or higher

FAFSA COMPLETION: Defined as the percentage of high school senior Scholars (class of 2015) who filed the Free Application for Federal Student Aid (FAFSA) by the state deadline of March 10, 2015

Scholars.IN.gov



A program of the Indiana Commission for Higher Education

2014-2015 SCHOLAR OUTREACH SCORECARD

HAMILTON COMMUNITY SCHOOLS

	Local Scholars	All Scholars
Student Enrollment Eligible students enrolled in the Scholars program by June 30th of their 8th grade year	54%	41%
ScholarTrack Registration Scholars who have a ScholarTrack account that records their completion of Scholar Success Program requirements	36%	49%
Scholar Success Program Completion Scholars completing all required Scholar Success Program activities for their grade level	0%	26%
Academic Performance Scholar earning at least the minimum cumulative 2.5 GPA required to earn the 21st Century Scholarship	33%	62%
FAFSA Completion Scholars filing the Free Application for Federal Student Aid (FAFSA) by March 10th of their high school senior year	56%	74%

N/A indicates that a value could not be calculated due to inapplicability of data, or because the denominator was zero.

STUDENT ENROLLMENT: Defined as the percentage of eligible 8th grade students who are enrolled in the Scholars program as a percentage of the total of 8th grade Free and Reduced Lunch Program population for the 2014-2015 academic year. Field may be listed as 'N/A' due to unavailability of Free and Reduced Lunch data. Similarly, enrollment may exceed 100% for schools in which the Scholar population exceeds that eighth grade free and reduced lunch population.

SCHOLARTRACK REGISTRATION: Defined as the percentage of high school Scholars who are required to participate in the Scholar Success Program (graduation classes of 2017, 2018, and 2019) who have registered for a ScholarTrack account.

SCHOLAR SUCCESS PROGRAM COMPLETION: Defined as the percentage of high school Scholars who are required to participate in the Scholar Success Program who have completed all required Scholar Success Program activities during their respective cohort year.

ACADEMIC PERFORMANCE: Defined as the percentage of senior Scholars (class of 2015) who achieved a minimum GPA of 2.5 or higher

FAFSA COMPLETION: Defined as the percentage of high school senior Scholars (class of 2015) who filed the Free Application for Federal Student Aid (FAFSA) by the state deadline of March 10, 2015

Scholars.IN.gov



A program of the Indiana Commission for Higher Education

2014-2015 SCHOLAR OUTREACH SCORECARD

HAMILTON HEIGHTS SCHOOL CORP

	Local Scholars	All Scholars
Student Enrollment Eligible students enrolled in the Scholars program by June 30th of their 8th grade year	N/A	41%
ScholarTrack Registration Scholars who have a ScholarTrack account that records their completion of Scholar Success Program requirements	100%	49%
Scholar Success Program Completion Scholars completing all required Scholar Success Program activities for their grade level	17%	26%
Academic Performance Scholar earning at least the minimum cumulative 2.5 GPA required to earn the 21st Century Scholarship	68%	62%
FAFSA Completion Scholars filing the Free Application for Federal Student Aid (FAFSA) by March 10th of their high school senior year	84%	74%

N/A indicates that a value could not be calculated due to inapplicability of data, or because the denominator was zero.

STUDENT ENROLLMENT: Defined as the percentage of eligible 8th grade students who are enrolled in the Scholars program as a percentage of the total of 8th grade Free and Reduced Lunch Program population for the 2014-2015 academic year. Field may be listed as 'N/A' due to unavailability of Free and Reduced Lunch data. Similarly, enrollment may exceed 100% for schools in which the Scholar population exceeds that eighth grade free and reduced lunch population.

SCHOLARTRACK REGISTRATION: Defined as the percentage of high school Scholars who are required to participate in the Scholar Success Program (graduation classes of 2017, 2018, and 2019) who have registered for a ScholarTrack account.

SCHOLAR SUCCESS PROGRAM COMPLETION: Defined as the percentage of high school Scholars who are required to participate in the Scholar Success Program who have completed all required Scholar Success Program activities during their respective cohort year.

ACADEMIC PERFORMANCE: Defined as the percentage of senior Scholars (class of 2015) who achieved a minimum GPA of 2.5 or higher

FAFSA COMPLETION: Defined as the percentage of high school senior Scholars (class of 2015) who filed the Free Application for Federal Student Aid (FAFSA) by the state deadline of March 10, 2015

Scholars.IN.gov



2014-2015 SCHOLAR OUTREACH SCORECARD

HAMILTON SOUTHEASTERN SCHOOLS

	Local Scholars	All Scholars
Student Enrollment Eligible students enrolled in the Scholars program by June 30th of their 8th grade year	32%	41%
ScholarTrack Registration Scholars who have a ScholarTrack account that records their completion of Scholar Success Program requirements	52%	49%
Scholar Success Program Completion Scholars completing all required Scholar Success Program activities for their grade level	26%	26%
Academic Performance Scholar earning at least the minimum cumulative 2.5 GPA required to earn the 21st Century Scholarship	71%	62%
FAFSA Completion Scholars filing the Free Application for Federal Student Aid (FAFSA) by March 10th of their high school senior year	81%	74%

N/A indicates that a value could not be calculated due to inapplicability of data, or because the denominator was zero.

STUDENT ENROLLMENT: Defined as the percentage of eligible 8th grade students who are enrolled in the Scholars program as a percentage of the total of 8th grade Free and Reduced Lunch Program population for the 2014-2015 academic year. Field may be listed as 'N/A' due to unavailability of Free and Reduced Lunch data. Similarly, enrollment may exceed 100% for schools in which the Scholar population exceeds that eighth grade free and reduced lunch population.

SCHOLARTRACK REGISTRATION: Defined as the percentage of high school Scholars who are required to participate in the Scholar Success Program (graduation classes of 2017, 2018, and 2019) who have registered for a ScholarTrack account.

SCHOLAR SUCCESS PROGRAM COMPLETION: Defined as the percentage of high school Scholars who are required to participate in the Scholar Success Program who have completed all required Scholar Success Program activities during their respective cohort year.

ACADEMIC PERFORMANCE: Defined as the percentage of senior Scholars (class of 2015) who achieved a minimum GPA of 2.5 or higher

FAFSA COMPLETION: Defined as the percentage of high school senior Scholars (class of 2015) who filed the Free Application for Federal Student Aid (FAFSA) by the state deadline of March 10, 2015

Scholars.IN.gov



A program of the Indiana Commission for Higher Education

2014-2015 SCHOLAR OUTREACH SCORECARD

HANOVER COMMUNITY SCHOOL CORP

	Local Scholars	All Scholars
Student Enrollment Eligible students enrolled in the Scholars program by June 30th of their 8th grade year	25%	41%
ScholarTrack Registration Scholars who have a ScholarTrack account that records their completion of Scholar Success Program requirements	41%	49%
Scholar Success Program Completion Scholars completing all required Scholar Success Program activities for their grade level	24%	26%
Academic Performance Scholar earning at least the minimum cumulative 2.5 GPA required to earn the 21st Century Scholarship	64%	62%
FAFSA Completion Scholars filing the Free Application for Federal Student Aid (FAFSA) by March 10th of their high school senior year	86%	74%

N/A indicates that a value could not be calculated due to inapplicability of data, or because the denominator was zero.

STUDENT ENROLLMENT: Defined as the percentage of eligible 8th grade students who are enrolled in the Scholars program as a percentage of the total of 8th grade Free and Reduced Lunch Program population for the 2014-2015 academic year. Field may be listed as 'N/A' due to unavailability of Free and Reduced Lunch data. Similarly, enrollment may exceed 100% for schools in which the Scholar population exceeds that eighth grade free and reduced lunch population.

SCHOLARTRACK REGISTRATION: Defined as the percentage of high school Scholars who are required to participate in the Scholar Success Program (graduation classes of 2017, 2018, and 2019) who have registered for a ScholarTrack account.

SCHOLAR SUCCESS PROGRAM COMPLETION: Defined as the percentage of high school Scholars who are required to participate in the Scholar Success Program who have completed all required Scholar Success Program activities during their respective cohort year.

ACADEMIC PERFORMANCE: Defined as the percentage of senior Scholars (class of 2015) who achieved a minimum GPA of 2.5 or higher

FAFSA COMPLETION: Defined as the percentage of high school senior Scholars (class of 2015) who filed the Free Application for Federal Student Aid (FAFSA) by the state deadline of March 10, 2015

Scholars.IN.gov



A program of the Indiana Commission for Higher Education

2014-2015 SCHOLAR OUTREACH SCORECARD

HERRON CHARTER

	Local Scholars	All Scholars
Student Enrollment Eligible students enrolled in the Scholars program by June 30th of their 8th grade year	N/A	41%
ScholarTrack Registration Scholars who have a ScholarTrack account that records their completion of Scholar Success Program requirements	49%	49%
Scholar Success Program Completion Scholars completing all required Scholar Success Program activities for their grade level	15%	26%
Academic Performance Scholar earning at least the minimum cumulative 2.5 GPA required to earn the 21st Century Scholarship	85%	62%
FAFSA Completion Scholars filing the Free Application for Federal Student Aid (FAFSA) by March 10th of their high school senior year	93%	74%

N/A indicates that a value could not be calculated due to inapplicability of data, or because the denominator was zero.

STUDENT ENROLLMENT: Defined as the percentage of eligible 8th grade students who are enrolled in the Scholars program as a percentage of the total of 8th grade Free and Reduced Lunch Program population for the 2014-2015 academic year. Field may be listed as 'N/A' due to unavailability of Free and Reduced Lunch data. Similarly, enrollment may exceed 100% for schools in which the Scholar population exceeds that eighth grade free and reduced lunch population.

SCHOLARTRACK REGISTRATION: Defined as the percentage of high school Scholars who are required to participate in the Scholar Success Program (graduation classes of 2017, 2018, and 2019) who have registered for a ScholarTrack account.

SCHOLAR SUCCESS PROGRAM COMPLETION: Defined as the percentage of high school Scholars who are required to participate in the Scholar Success Program who have completed all required Scholar Success Program activities during their respective cohort year.

ACADEMIC PERFORMANCE: Defined as the percentage of senior Scholars (class of 2015) who achieved a minimum GPA of 2.5 or higher

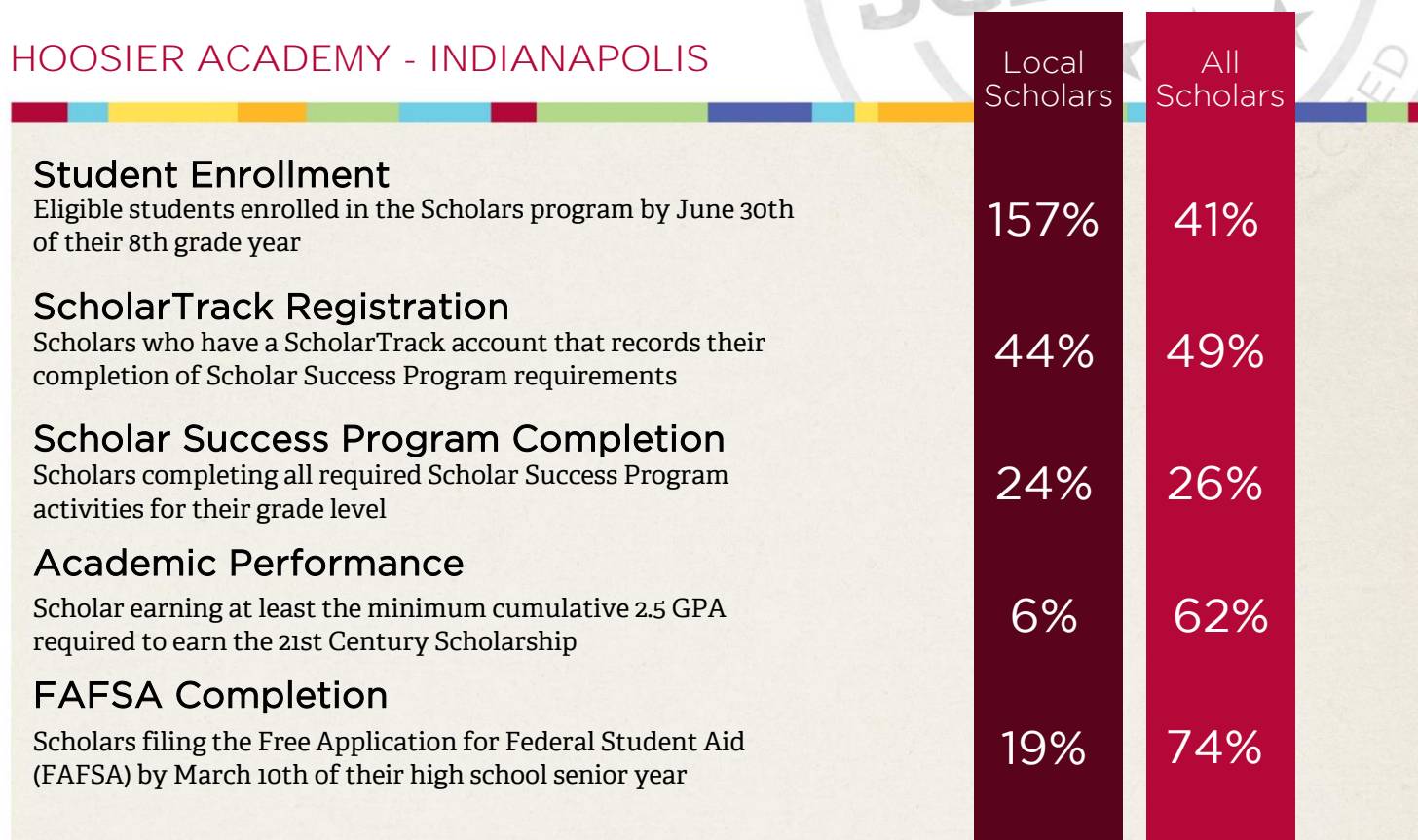
FAFSA COMPLETION: Defined as the percentage of high school senior Scholars (class of 2015) who filed the Free Application for Federal Student Aid (FAFSA) by the state deadline of March 10, 2015

Scholars.IN.gov



2014-2015 SCHOLAR OUTREACH SCORECARD

HOOSIER ACADEMY - INDIANAPOLIS



N/A indicates that a value could not be calculated due to inapplicability of data, or because the denominator was zero.

STUDENT ENROLLMENT: Defined as the percentage of eligible 8th grade students who are enrolled in the Scholars program as a percentage of the total of 8th grade Free and Reduced Lunch Program population for the 2014-2015 academic year. Field may be listed as 'N/A' due to unavailability of Free and Reduced Lunch data. Similarly, enrollment may exceed 100% for schools in which the Scholar population exceeds that eighth grade free and reduced lunch population.

SCHOLARTRACK REGISTRATION: Defined as the percentage of high school Scholars who are required to participate in the Scholar Success Program (graduation classes of 2017, 2018, and 2019) who have registered for a ScholarTrack account.

SCHOLAR SUCCESS PROGRAM COMPLETION: Defined as the percentage of high school Scholars who are required to participate in the Scholar Success Program who have completed all required Scholar Success Program activities during their respective cohort year.

ACADEMIC PERFORMANCE: Defined as the percentage of senior Scholars (class of 2015) who achieved a minimum GPA of 2.5 or higher

FAFSA COMPLETION: Defined as the percentage of high school senior Scholars (class of 2015) who filed the Free Application for Federal Student Aid (FAFSA) by the state deadline of March 10, 2015

Scholars.IN.gov



2014-2015 SCHOLAR OUTREACH SCORECARD

HOOSIER ACADEMY - MUNCIE

	Local Scholars	All Scholars
Student Enrollment Eligible students enrolled in the Scholars program by June 30th of their 8th grade year	N/A	41%
ScholarTrack Registration Scholars who have a ScholarTrack account that records their completion of Scholar Success Program requirements	N/A	49%
Scholar Success Program Completion Scholars completing all required Scholar Success Program activities for their grade level	N/A	26%
Academic Performance Scholar earning at least the minimum cumulative 2.5 GPA required to earn the 21st Century Scholarship	N/A	62%
FAFSA Completion Scholars filing the Free Application for Federal Student Aid (FAFSA) by March 10th of their high school senior year	N/A	74%

N/A indicates that a value could not be calculated due to inapplicability of data, or because the denominator was zero.

STUDENT ENROLLMENT: Defined as the percentage of eligible 8th grade students who are enrolled in the Scholars program as a percentage of the total of 8th grade Free and Reduced Lunch Program population for the 2014-2015 academic year. Field may be listed as 'N/A' due to unavailability of Free and Reduced Lunch data. Similarly, enrollment may exceed 100% for schools in which the Scholar population exceeds that eighth grade free and reduced lunch population.

SCHOLARTRACK REGISTRATION: Defined as the percentage of high school Scholars who are required to participate in the Scholar Success Program (graduation classes of 2017, 2018, and 2019) who have registered for a ScholarTrack account.

SCHOLAR SUCCESS PROGRAM COMPLETION: Defined as the percentage of high school Scholars who are required to participate in the Scholar Success Program who have completed all required Scholar Success Program activities during their respective cohort year.

ACADEMIC PERFORMANCE: Defined as the percentage of senior Scholars (class of 2015) who achieved a minimum GPA of 2.5 or higher

FAFSA COMPLETION: Defined as the percentage of high school senior Scholars (class of 2015) who filed the Free Application for Federal Student Aid (FAFSA) by the state deadline of March 10, 2015

Scholars.IN.gov



A program of the Indiana Commission for Higher Education

2014-2015 SCHOLAR OUTREACH SCORECARD

HOPE ACADEMY

	Local Scholars	All Scholars
Student Enrollment Eligible students enrolled in the Scholars program by June 30th of their 8th grade year	N/A	41%
ScholarTrack Registration Scholars who have a ScholarTrack account that records their completion of Scholar Success Program requirements	0%	49%
Scholar Success Program Completion Scholars completing all required Scholar Success Program activities for their grade level	0%	26%
Academic Performance Scholar earning at least the minimum cumulative 2.5 GPA required to earn the 21st Century Scholarship	50%	62%
FAFSA Completion Scholars filing the Free Application for Federal Student Aid (FAFSA) by March 10th of their high school senior year	50%	74%

N/A indicates that a value could not be calculated due to inapplicability of data, or because the denominator was zero.

STUDENT ENROLLMENT: Defined as the percentage of eligible 8th grade students who are enrolled in the Scholars program as a percentage of the total of 8th grade Free and Reduced Lunch Program population for the 2014-2015 academic year. Field may be listed as 'N/A' due to unavailability of Free and Reduced Lunch data. Similarly, enrollment may exceed 100% for schools in which the Scholar population exceeds that eighth grade free and reduced lunch population.

SCHOLARTRACK REGISTRATION: Defined as the percentage of high school Scholars who are required to participate in the Scholar Success Program (graduation classes of 2017, 2018, and 2019) who have registered for a ScholarTrack account.

SCHOLAR SUCCESS PROGRAM COMPLETION: Defined as the percentage of high school Scholars who are required to participate in the Scholar Success Program who have completed all required Scholar Success Program activities during their respective cohort year.

ACADEMIC PERFORMANCE: Defined as the percentage of senior Scholars (class of 2015) who achieved a minimum GPA of 2.5 or higher

FAFSA COMPLETION: Defined as the percentage of high school senior Scholars (class of 2015) who filed the Free Application for Federal Student Aid (FAFSA) by the state deadline of March 10, 2015

Scholars.IN.gov



A program of the Indiana Commission for Higher Education

2014-2015 SCHOLAR OUTREACH SCORECARD

HUNTINGTON CO COM SCH CORP

	Local Scholars	All Scholars
Student Enrollment Eligible students enrolled in the Scholars program by June 30th of their 8th grade year	21%	41%
ScholarTrack Registration Scholars who have a ScholarTrack account that records their completion of Scholar Success Program requirements	34%	49%
Scholar Success Program Completion Scholars completing all required Scholar Success Program activities for their grade level	19%	26%
Academic Performance Scholar earning at least the minimum cumulative 2.5 GPA required to earn the 21st Century Scholarship	56%	62%
FAFSA Completion Scholars filing the Free Application for Federal Student Aid (FAFSA) by March 10th of their high school senior year	66%	74%

N/A indicates that a value could not be calculated due to inapplicability of data, or because the denominator was zero.

STUDENT ENROLLMENT: Defined as the percentage of eligible 8th grade students who are enrolled in the Scholars program as a percentage of the total of 8th grade Free and Reduced Lunch Program population for the 2014-2015 academic year. Field may be listed as 'N/A' due to unavailability of Free and Reduced Lunch data. Similarly, enrollment may exceed 100% for schools in which the Scholar population exceeds that eighth grade free and reduced lunch population.

SCHOLARTRACK REGISTRATION: Defined as the percentage of high school Scholars who are required to participate in the Scholar Success Program (graduation classes of 2017, 2018, and 2019) who have registered for a ScholarTrack account.

SCHOLAR SUCCESS PROGRAM COMPLETION: Defined as the percentage of high school Scholars who are required to participate in the Scholar Success Program who have completed all required Scholar Success Program activities during their respective cohort year.

ACADEMIC PERFORMANCE: Defined as the percentage of senior Scholars (class of 2015) who achieved a minimum GPA of 2.5 or higher

FAFSA COMPLETION: Defined as the percentage of high school senior Scholars (class of 2015) who filed the Free Application for Federal Student Aid (FAFSA) by the state deadline of March 10, 2015

Scholars.IN.gov



A program of the Indiana Commission for Higher Education

2014-2015 SCHOLAR OUTREACH SCORECARD

IMAGINE MASTER ACADEMY

	Local Scholars	All Scholars
Student Enrollment Eligible students enrolled in the Scholars program by June 30th of their 8th grade year	N/A	41%
ScholarTrack Registration Scholars who have a ScholarTrack account that records their completion of Scholar Success Program requirements	N/A	49%
Scholar Success Program Completion Scholars completing all required Scholar Success Program activities for their grade level	N/A	26%
Academic Performance Scholar earning at least the minimum cumulative 2.5 GPA required to earn the 21st Century Scholarship	N/A	62%
FAFSA Completion Scholars filing the Free Application for Federal Student Aid (FAFSA) by March 10th of their high school senior year	N/A	74%

N/A indicates that a value could not be calculated due to inapplicability of data, or because the denominator was zero.

STUDENT ENROLLMENT: Defined as the percentage of eligible 8th grade students who are enrolled in the Scholars program as a percentage of the total of 8th grade Free and Reduced Lunch Program population for the 2014-2015 academic year. Field may be listed as 'N/A' due to unavailability of Free and Reduced Lunch data. Similarly, enrollment may exceed 100% for schools in which the Scholar population exceeds that eighth grade free and reduced lunch population.

SCHOLARTRACK REGISTRATION: Defined as the percentage of high school Scholars who are required to participate in the Scholar Success Program (graduation classes of 2017, 2018, and 2019) who have registered for a ScholarTrack account.

SCHOLAR SUCCESS PROGRAM COMPLETION: Defined as the percentage of high school Scholars who are required to participate in the Scholar Success Program who have completed all required Scholar Success Program activities during their respective cohort year.

ACADEMIC PERFORMANCE: Defined as the percentage of senior Scholars (class of 2015) who achieved a minimum GPA of 2.5 or higher

FAFSA COMPLETION: Defined as the percentage of high school senior Scholars (class of 2015) who filed the Free Application for Federal Student Aid (FAFSA) by the state deadline of March 10, 2015

Scholars.IN.gov



A program of the Indiana Commission for Higher Education

2014-2015 SCHOLAR OUTREACH SCORECARD

IN ACAD FOR SCI MATH HUMANITIES

	Local Scholars	All Scholars
Student Enrollment Eligible students enrolled in the Scholars program by June 30th of their 8th grade year	N/A	41%
ScholarTrack Registration Scholars who have a ScholarTrack account that records their completion of Scholar Success Program requirements	83%	49%
Scholar Success Program Completion Scholars completing all required Scholar Success Program activities for their grade level	33%	26%
Academic Performance Scholar earning at least the minimum cumulative 2.5 GPA required to earn the 21st Century Scholarship	100%	62%
FAFSA Completion Scholars filing the Free Application for Federal Student Aid (FAFSA) by March 10th of their high school senior year	100%	74%

N/A indicates that a value could not be calculated due to inapplicability of data, or because the denominator was zero.

STUDENT ENROLLMENT: Defined as the percentage of eligible 8th grade students who are enrolled in the Scholars program as a percentage of the total of 8th grade Free and Reduced Lunch Program population for the 2014-2015 academic year. Field may be listed as 'N/A' due to unavailability of Free and Reduced Lunch data. Similarly, enrollment may exceed 100% for schools in which the Scholar population exceeds that eighth grade free and reduced lunch population.

SCHOLARTRACK REGISTRATION: Defined as the percentage of high school Scholars who are required to participate in the Scholar Success Program (graduation classes of 2017, 2018, and 2019) who have registered for a ScholarTrack account.

SCHOLAR SUCCESS PROGRAM COMPLETION: Defined as the percentage of high school Scholars who are required to participate in the Scholar Success Program who have completed all required Scholar Success Program activities during their respective cohort year.

ACADEMIC PERFORMANCE: Defined as the percentage of senior Scholars (class of 2015) who achieved a minimum GPA of 2.5 or higher

FAFSA COMPLETION: Defined as the percentage of high school senior Scholars (class of 2015) who filed the Free Application for Federal Student Aid (FAFSA) by the state deadline of March 10, 2015

Scholars.IN.gov



A program of the Indiana Commission for Higher Education

2014-2015 SCHOLAR OUTREACH SCORECARD

IN SCH FOR THE BLIND & VIS IMPRD

	Local Scholars	All Scholars
Student Enrollment Eligible students enrolled in the Scholars program by June 30th of their 8th grade year	N/A	41%
ScholarTrack Registration Scholars who have a ScholarTrack account that records their completion of Scholar Success Program requirements	N/A	49%
Scholar Success Program Completion Scholars completing all required Scholar Success Program activities for their grade level	N/A	26%
Academic Performance Scholar earning at least the minimum cumulative 2.5 GPA required to earn the 21st Century Scholarship	0%	62%
FAFSA Completion Scholars filing the Free Application for Federal Student Aid (FAFSA) by March 10th of their high school senior year	50%	74%

N/A indicates that a value could not be calculated due to inapplicability of data, or because the denominator was zero.

STUDENT ENROLLMENT: Defined as the percentage of eligible 8th grade students who are enrolled in the Scholars program as a percentage of the total of 8th grade Free and Reduced Lunch Program population for the 2014-2015 academic year. Field may be listed as 'N/A' due to unavailability of Free and Reduced Lunch data. Similarly, enrollment may exceed 100% for schools in which the Scholar population exceeds that eighth grade free and reduced lunch population.

SCHOLARTRACK REGISTRATION: Defined as the percentage of high school Scholars who are required to participate in the Scholar Success Program (graduation classes of 2017, 2018, and 2019) who have registered for a ScholarTrack account.

SCHOLAR SUCCESS PROGRAM COMPLETION: Defined as the percentage of high school Scholars who are required to participate in the Scholar Success Program who have completed all required Scholar Success Program activities during their respective cohort year.

ACADEMIC PERFORMANCE: Defined as the percentage of senior Scholars (class of 2015) who achieved a minimum GPA of 2.5 or higher

FAFSA COMPLETION: Defined as the percentage of high school senior Scholars (class of 2015) who filed the Free Application for Federal Student Aid (FAFSA) by the state deadline of March 10, 2015

Scholars.IN.gov



A program of the Indiana Commission for Higher Education

2014-2015 SCHOLAR OUTREACH SCORECARD

INDIANA SCHOOL FOR THE DEAF

	Local Scholars	All Scholars
Student Enrollment Eligible students enrolled in the Scholars program by June 30th of their 8th grade year	N/A	41%
ScholarTrack Registration Scholars who have a ScholarTrack account that records their completion of Scholar Success Program requirements	33%	49%
Scholar Success Program Completion Scholars completing all required Scholar Success Program activities for their grade level	33%	26%
Academic Performance Scholar earning at least the minimum cumulative 2.5 GPA required to earn the 21st Century Scholarship	0%	62%
FAFSA Completion Scholars filing the Free Application for Federal Student Aid (FAFSA) by March 10th of their high school senior year	0%	74%

N/A indicates that a value could not be calculated due to inapplicability of data, or because the denominator was zero.

STUDENT ENROLLMENT: Defined as the percentage of eligible 8th grade students who are enrolled in the Scholars program as a percentage of the total of 8th grade Free and Reduced Lunch Program population for the 2014-2015 academic year. Field may be listed as 'N/A' due to unavailability of Free and Reduced Lunch data. Similarly, enrollment may exceed 100% for schools in which the Scholar population exceeds that eighth grade free and reduced lunch population.

SCHOLARTRACK REGISTRATION: Defined as the percentage of high school Scholars who are required to participate in the Scholar Success Program (graduation classes of 2017, 2018, and 2019) who have registered for a ScholarTrack account.

SCHOLAR SUCCESS PROGRAM COMPLETION: Defined as the percentage of high school Scholars who are required to participate in the Scholar Success Program who have completed all required Scholar Success Program activities during their respective cohort year.

ACADEMIC PERFORMANCE: Defined as the percentage of senior Scholars (class of 2015) who achieved a minimum GPA of 2.5 or higher

FAFSA COMPLETION: Defined as the percentage of high school senior Scholars (class of 2015) who filed the Free Application for Federal Student Aid (FAFSA) by the state deadline of March 10, 2015

Scholars.IN.gov



A program of the Indiana Commission for Higher Education

2014-2015 SCHOLAR OUTREACH SCORECARD

INDIANAPOLIS METROPOLITAN HIGH SCH

	Local Scholars	All Scholars
Student Enrollment Eligible students enrolled in the Scholars program by June 30th of their 8th grade year	N/A	41%
ScholarTrack Registration Scholars who have a ScholarTrack account that records their completion of Scholar Success Program requirements	28%	49%
Scholar Success Program Completion Scholars completing all required Scholar Success Program activities for their grade level	6%	26%
Academic Performance Scholar earning at least the minimum cumulative 2.5 GPA required to earn the 21st Century Scholarship	40%	62%
FAFSA Completion Scholars filing the Free Application for Federal Student Aid (FAFSA) by March 10th of their high school senior year	50%	74%

N/A indicates that a value could not be calculated due to inapplicability of data, or because the denominator was zero.

STUDENT ENROLLMENT: Defined as the percentage of eligible 8th grade students who are enrolled in the Scholars program as a percentage of the total of 8th grade Free and Reduced Lunch Program population for the 2014-2015 academic year. Field may be listed as 'N/A' due to unavailability of Free and Reduced Lunch data. Similarly, enrollment may exceed 100% for schools in which the Scholar population exceeds that eighth grade free and reduced lunch population.

SCHOLARTRACK REGISTRATION: Defined as the percentage of high school Scholars who are required to participate in the Scholar Success Program (graduation classes of 2017, 2018, and 2019) who have registered for a ScholarTrack account.

SCHOLAR SUCCESS PROGRAM COMPLETION: Defined as the percentage of high school Scholars who are required to participate in the Scholar Success Program who have completed all required Scholar Success Program activities during their respective cohort year.

ACADEMIC PERFORMANCE: Defined as the percentage of senior Scholars (class of 2015) who achieved a minimum GPA of 2.5 or higher

FAFSA COMPLETION: Defined as the percentage of high school senior Scholars (class of 2015) who filed the Free Application for Federal Student Aid (FAFSA) by the state deadline of March 10, 2015

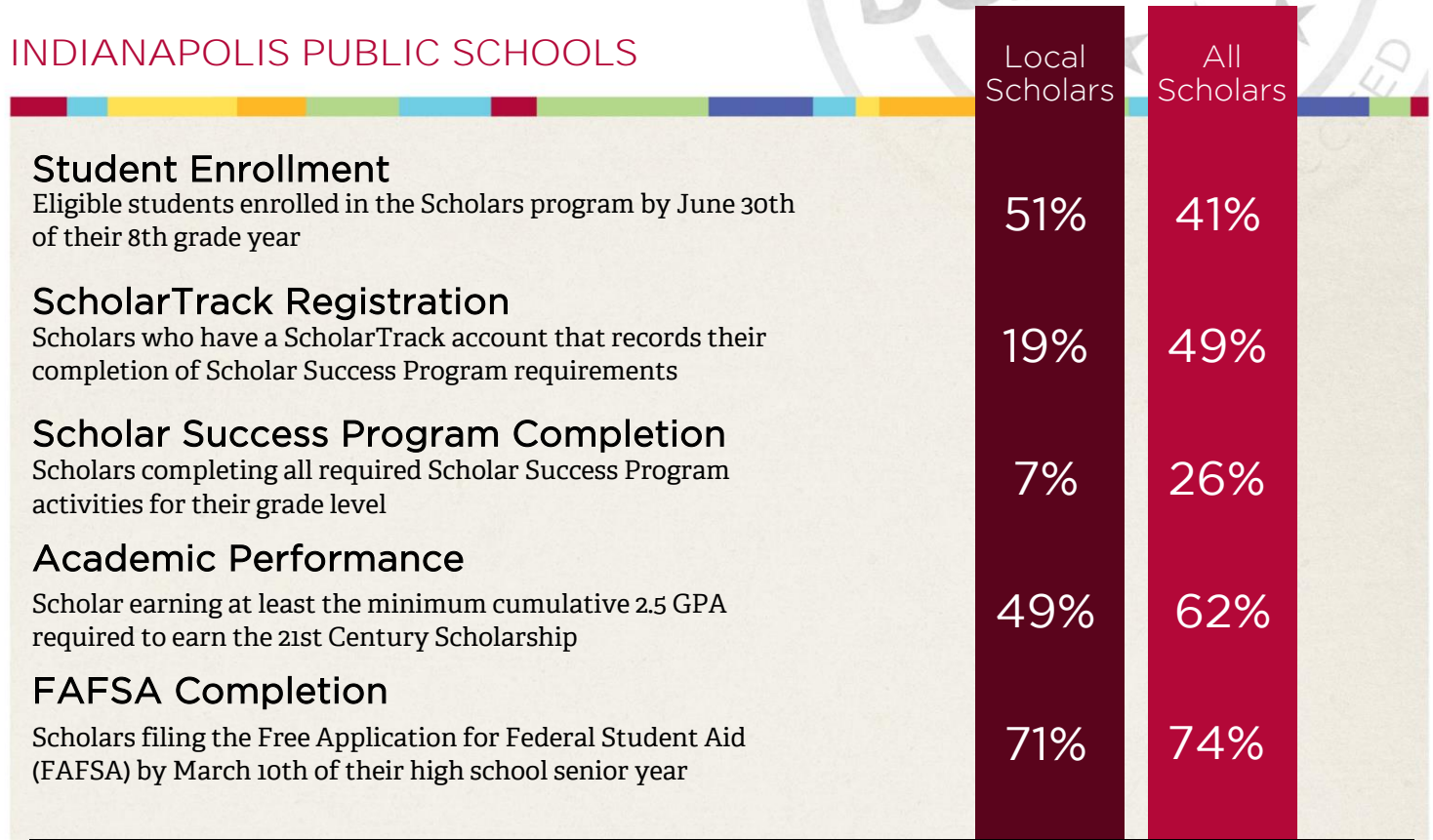
Scholars.IN.gov



A program of the Indiana Commission for Higher Education

2014-2015 SCHOLAR OUTREACH SCORECARD

INDIANAPOLIS PUBLIC SCHOOLS



N/A indicates that a value could not be calculated due to inapplicability of data, or because the denominator was zero.

STUDENT ENROLLMENT: Defined as the percentage of eligible 8th grade students who are enrolled in the Scholars program as a percentage of the total of 8th grade Free and Reduced Lunch Program population for the 2014-2015 academic year. Field may be listed as 'N/A' due to unavailability of Free and Reduced Lunch data. Similarly, enrollment may exceed 100% for schools in which the Scholar population exceeds that eighth grade free and reduced lunch population.

SCHOLARTRACK REGISTRATION: Defined as the percentage of high school Scholars who are required to participate in the Scholar Success Program (graduation classes of 2017, 2018, and 2019) who have registered for a ScholarTrack account.

SCHOLAR SUCCESS PROGRAM COMPLETION: Defined as the percentage of high school Scholars who are required to participate in the Scholar Success Program who have completed all required Scholar Success Program activities during their respective cohort year.

ACADEMIC PERFORMANCE: Defined as the percentage of senior Scholars (class of 2015) who achieved a minimum GPA of 2.5 or higher

FAFSA COMPLETION: Defined as the percentage of high school senior Scholars (class of 2015) who filed the Free Application for Federal Student Aid (FAFSA) by the state deadline of March 10, 2015

Scholars.IN.gov



2014-2015 SCHOLAR OUTREACH SCORECARD

INDPLS LIGHTHOUSE CHARTER SCHOOL

	Local Scholars	All Scholars
Student Enrollment Eligible students enrolled in the Scholars program by June 30th of their 8th grade year	66%	41%
ScholarTrack Registration Scholars who have a ScholarTrack account that records their completion of Scholar Success Program requirements	39%	49%
Scholar Success Program Completion Scholars completing all required Scholar Success Program activities for their grade level	27%	26%
Academic Performance Scholar earning at least the minimum cumulative 2.5 GPA required to earn the 21st Century Scholarship	63%	62%
FAFSA Completion Scholars filing the Free Application for Federal Student Aid (FAFSA) by March 10th of their high school senior year	83%	74%

N/A indicates that a value could not be calculated due to inapplicability of data, or because the denominator was zero.

STUDENT ENROLLMENT: Defined as the percentage of eligible 8th grade students who are enrolled in the Scholars program as a percentage of the total of 8th grade Free and Reduced Lunch Program population for the 2014-2015 academic year. Field may be listed as 'N/A' due to unavailability of Free and Reduced Lunch data. Similarly, enrollment may exceed 100% for schools in which the Scholar population exceeds that eighth grade free and reduced lunch population.

SCHOLARTRACK REGISTRATION: Defined as the percentage of high school Scholars who are required to participate in the Scholar Success Program (graduation classes of 2017, 2018, and 2019) who have registered for a ScholarTrack account.

SCHOLAR SUCCESS PROGRAM COMPLETION: Defined as the percentage of high school Scholars who are required to participate in the Scholar Success Program who have completed all required Scholar Success Program activities during their respective cohort year.

ACADEMIC PERFORMANCE: Defined as the percentage of senior Scholars (class of 2015) who achieved a minimum GPA of 2.5 or higher

FAFSA COMPLETION: Defined as the percentage of high school senior Scholars (class of 2015) who filed the Free Application for Federal Student Aid (FAFSA) by the state deadline of March 10, 2015

Scholars.IN.gov



A program of the Indiana Commission for Higher Education

2014-2015 SCHOLAR OUTREACH SCORECARD

IRVINGTON COMMUNITY SCHOOL

	Local Scholars	All Scholars
Student Enrollment Eligible students enrolled in the Scholars program by June 30th of their 8th grade year	40%	41%
ScholarTrack Registration Scholars who have a ScholarTrack account that records their completion of Scholar Success Program requirements	39%	49%
Scholar Success Program Completion Scholars completing all required Scholar Success Program activities for their grade level	15%	26%
Academic Performance Scholar earning at least the minimum cumulative 2.5 GPA required to earn the 21st Century Scholarship	45%	62%
FAFSA Completion Scholars filing the Free Application for Federal Student Aid (FAFSA) by March 10th of their high school senior year	70%	74%

N/A indicates that a value could not be calculated due to inapplicability of data, or because the denominator was zero.

STUDENT ENROLLMENT: Defined as the percentage of eligible 8th grade students who are enrolled in the Scholars program as a percentage of the total of 8th grade Free and Reduced Lunch Program population for the 2014-2015 academic year. Field may be listed as 'N/A' due to unavailability of Free and Reduced Lunch data. Similarly, enrollment may exceed 100% for schools in which the Scholar population exceeds that eighth grade free and reduced lunch population.

SCHOLARTRACK REGISTRATION: Defined as the percentage of high school Scholars who are required to participate in the Scholar Success Program (graduation classes of 2017, 2018, and 2019) who have registered for a ScholarTrack account.

SCHOLAR SUCCESS PROGRAM COMPLETION: Defined as the percentage of high school Scholars who are required to participate in the Scholar Success Program who have completed all required Scholar Success Program activities during their respective cohort year.

ACADEMIC PERFORMANCE: Defined as the percentage of senior Scholars (class of 2015) who achieved a minimum GPA of 2.5 or higher

FAFSA COMPLETION: Defined as the percentage of high school senior Scholars (class of 2015) who filed the Free Application for Federal Student Aid (FAFSA) by the state deadline of March 10, 2015

Scholars.IN.gov



A program of the Indiana Commission for Higher Education

2014-2015 SCHOLAR OUTREACH SCORECARD

JAC-CEN-DEL COMMUNITY SCH CORP

	Local Scholars	All Scholars
Student Enrollment Eligible students enrolled in the Scholars program by June 30th of their 8th grade year	53%	41%
ScholarTrack Registration Scholars who have a ScholarTrack account that records their completion of Scholar Success Program requirements	72%	49%
Scholar Success Program Completion Scholars completing all required Scholar Success Program activities for their grade level	52%	26%
Academic Performance Scholar earning at least the minimum cumulative 2.5 GPA required to earn the 21st Century Scholarship	66%	62%
FAFSA Completion Scholars filing the Free Application for Federal Student Aid (FAFSA) by March 10th of their high school senior year	55%	74%

N/A indicates that a value could not be calculated due to inapplicability of data, or because the denominator was zero.

STUDENT ENROLLMENT: Defined as the percentage of eligible 8th grade students who are enrolled in the Scholars program as a percentage of the total of 8th grade Free and Reduced Lunch Program population for the 2014-2015 academic year. Field may be listed as 'N/A' due to unavailability of Free and Reduced Lunch data. Similarly, enrollment may exceed 100% for schools in which the Scholar population exceeds that eighth grade free and reduced lunch population.

SCHOLARTRACK REGISTRATION: Defined as the percentage of high school Scholars who are required to participate in the Scholar Success Program (graduation classes of 2017, 2018, and 2019) who have registered for a ScholarTrack account.

SCHOLAR SUCCESS PROGRAM COMPLETION: Defined as the percentage of high school Scholars who are required to participate in the Scholar Success Program who have completed all required Scholar Success Program activities during their respective cohort year.

ACADEMIC PERFORMANCE: Defined as the percentage of senior Scholars (class of 2015) who achieved a minimum GPA of 2.5 or higher

FAFSA COMPLETION: Defined as the percentage of high school senior Scholars (class of 2015) who filed the Free Application for Federal Student Aid (FAFSA) by the state deadline of March 10, 2015

Scholars.IN.gov



A program of the Indiana Commission for Higher Education

2014-2015 SCHOLAR OUTREACH SCORECARD

JAY SCHOOL CORP

	Local Scholars	All Scholars
Student Enrollment Eligible students enrolled in the Scholars program by June 30th of their 8th grade year	N/A	41%
ScholarTrack Registration Scholars who have a ScholarTrack account that records their completion of Scholar Success Program requirements	72%	49%
Scholar Success Program Completion Scholars completing all required Scholar Success Program activities for their grade level	38%	26%
Academic Performance Scholar earning at least the minimum cumulative 2.5 GPA required to earn the 21st Century Scholarship	66%	62%
FAFSA Completion Scholars filing the Free Application for Federal Student Aid (FAFSA) by March 10th of their high school senior year	55%	74%

N/A indicates that a value could not be calculated due to inapplicability of data, or because the denominator was zero.

STUDENT ENROLLMENT: Defined as the percentage of eligible 8th grade students who are enrolled in the Scholars program as a percentage of the total of 8th grade Free and Reduced Lunch Program population for the 2014-2015 academic year. Field may be listed as 'N/A' due to unavailability of Free and Reduced Lunch data. Similarly, enrollment may exceed 100% for schools in which the Scholar population exceeds that eighth grade free and reduced lunch population.

SCHOLARTRACK REGISTRATION: Defined as the percentage of high school Scholars who are required to participate in the Scholar Success Program (graduation classes of 2017, 2018, and 2019) who have registered for a ScholarTrack account.

SCHOLAR SUCCESS PROGRAM COMPLETION: Defined as the percentage of high school Scholars who are required to participate in the Scholar Success Program who have completed all required Scholar Success Program activities during their respective cohort year.

ACADEMIC PERFORMANCE: Defined as the percentage of senior Scholars (class of 2015) who achieved a minimum GPA of 2.5 or higher

FAFSA COMPLETION: Defined as the percentage of high school senior Scholars (class of 2015) who filed the Free Application for Federal Student Aid (FAFSA) by the state deadline of March 10, 2015

Scholars.IN.gov



A program of the Indiana Commission for Higher Education

2014-2015 SCHOLAR OUTREACH SCORECARD

JENNINGS COUNTY SCHOOLS

	Local Scholars	All Scholars
Student Enrollment Eligible students enrolled in the Scholars program by June 30th of their 8th grade year	N/A	41%
ScholarTrack Registration Scholars who have a ScholarTrack account that records their completion of Scholar Success Program requirements	23%	49%
Scholar Success Program Completion Scholars completing all required Scholar Success Program activities for their grade level	7%	26%
Academic Performance Scholar earning at least the minimum cumulative 2.5 GPA required to earn the 21st Century Scholarship	63%	62%
FAFSA Completion Scholars filing the Free Application for Federal Student Aid (FAFSA) by March 10th of their high school senior year	69%	74%

N/A indicates that a value could not be calculated due to inapplicability of data, or because the denominator was zero.

STUDENT ENROLLMENT: Defined as the percentage of eligible 8th grade students who are enrolled in the Scholars program as a percentage of the total of 8th grade Free and Reduced Lunch Program population for the 2014-2015 academic year. Field may be listed as 'N/A' due to unavailability of Free and Reduced Lunch data. Similarly, enrollment may exceed 100% for schools in which the Scholar population exceeds that eighth grade free and reduced lunch population.

SCHOLARTRACK REGISTRATION: Defined as the percentage of high school Scholars who are required to participate in the Scholar Success Program (graduation classes of 2017, 2018, and 2019) who have registered for a ScholarTrack account.

SCHOLAR SUCCESS PROGRAM COMPLETION: Defined as the percentage of high school Scholars who are required to participate in the Scholar Success Program who have completed all required Scholar Success Program activities during their respective cohort year.

ACADEMIC PERFORMANCE: Defined as the percentage of senior Scholars (class of 2015) who achieved a minimum GPA of 2.5 or higher

FAFSA COMPLETION: Defined as the percentage of high school senior Scholars (class of 2015) who filed the Free Application for Federal Student Aid (FAFSA) by the state deadline of March 10, 2015

Scholars.IN.gov



A program of the Indiana Commission for Higher Education

2014-2015 SCHOLAR OUTREACH SCORECARD

JOHN GLENN SCHOOL CORPORATION

	Local Scholars	All Scholars
Student Enrollment Eligible students enrolled in the Scholars program by June 30th of their 8th grade year	49%	41%
ScholarTrack Registration Scholars who have a ScholarTrack account that records their completion of Scholar Success Program requirements	67%	49%
Scholar Success Program Completion Scholars completing all required Scholar Success Program activities for their grade level	66%	26%
Academic Performance Scholar earning at least the minimum cumulative 2.5 GPA required to earn the 21st Century Scholarship	85%	62%
FAFSA Completion Scholars filing the Free Application for Federal Student Aid (FAFSA) by March 10th of their high school senior year	91%	74%

N/A indicates that a value could not be calculated due to inapplicability of data, or because the denominator was zero.

STUDENT ENROLLMENT: Defined as the percentage of eligible 8th grade students who are enrolled in the Scholars program as a percentage of the total of 8th grade Free and Reduced Lunch Program population for the 2014-2015 academic year. Field may be listed as 'N/A' due to unavailability of Free and Reduced Lunch data. Similarly, enrollment may exceed 100% for schools in which the Scholar population exceeds that eighth grade free and reduced lunch population.

SCHOLARTRACK REGISTRATION: Defined as the percentage of high school Scholars who are required to participate in the Scholar Success Program (graduation classes of 2017, 2018, and 2019) who have registered for a ScholarTrack account.

SCHOLAR SUCCESS PROGRAM COMPLETION: Defined as the percentage of high school Scholars who are required to participate in the Scholar Success Program who have completed all required Scholar Success Program activities during their respective cohort year.

ACADEMIC PERFORMANCE: Defined as the percentage of senior Scholars (class of 2015) who achieved a minimum GPA of 2.5 or higher

FAFSA COMPLETION: Defined as the percentage of high school senior Scholars (class of 2015) who filed the Free Application for Federal Student Aid (FAFSA) by the state deadline of March 10, 2015

Scholars.IN.gov



A program of the Indiana Commission for Higher Education

2014-2015 SCHOLAR OUTREACH SCORECARD

KANKAKEE VALLEY SCHOOL CORP

	Local Scholars	All Scholars
Student Enrollment Eligible students enrolled in the Scholars program by June 30th of their 8th grade year	N/A	41%
ScholarTrack Registration Scholars who have a ScholarTrack account that records their completion of Scholar Success Program requirements	71%	49%
Scholar Success Program Completion Scholars completing all required Scholar Success Program activities for their grade level	43%	26%
Academic Performance Scholar earning at least the minimum cumulative 2.5 GPA required to earn the 21st Century Scholarship	70%	62%
FAFSA Completion Scholars filing the Free Application for Federal Student Aid (FAFSA) by March 10th of their high school senior year	91%	74%

N/A indicates that a value could not be calculated due to inapplicability of data, or because the denominator was zero.

STUDENT ENROLLMENT: Defined as the percentage of eligible 8th grade students who are enrolled in the Scholars program as a percentage of the total of 8th grade Free and Reduced Lunch Program population for the 2014-2015 academic year. Field may be listed as 'N/A' due to unavailability of Free and Reduced Lunch data. Similarly, enrollment may exceed 100% for schools in which the Scholar population exceeds that eighth grade free and reduced lunch population.

SCHOLARTRACK REGISTRATION: Defined as the percentage of high school Scholars who are required to participate in the Scholar Success Program (graduation classes of 2017, 2018, and 2019) who have registered for a ScholarTrack account.

SCHOLAR SUCCESS PROGRAM COMPLETION: Defined as the percentage of high school Scholars who are required to participate in the Scholar Success Program who have completed all required Scholar Success Program activities during their respective cohort year.

ACADEMIC PERFORMANCE: Defined as the percentage of senior Scholars (class of 2015) who achieved a minimum GPA of 2.5 or higher

FAFSA COMPLETION: Defined as the percentage of high school senior Scholars (class of 2015) who filed the Free Application for Federal Student Aid (FAFSA) by the state deadline of March 10, 2015

Scholars.IN.gov



A program of the Indiana Commission for Higher Education

2014-2015 SCHOLAR OUTREACH SCORECARD

KIPP INDPLS COLLEGE PREPARATORY

	Local Scholars	All Scholars
Student Enrollment Eligible students enrolled in the Scholars program by June 30th of their 8th grade year	87%	41%
ScholarTrack Registration Scholars who have a ScholarTrack account that records their completion of Scholar Success Program requirements	N/A	49%
Scholar Success Program Completion Scholars completing all required Scholar Success Program activities for their grade level	N/A	26%
Academic Performance Scholar earning at least the minimum cumulative 2.5 GPA required to earn the 21st Century Scholarship	N/A	62%
FAFSA Completion Scholars filing the Free Application for Federal Student Aid (FAFSA) by March 10th of their high school senior year	N/A	74%

N/A indicates that a value could not be calculated due to inapplicability of data, or because the denominator was zero.

STUDENT ENROLLMENT: Defined as the percentage of eligible 8th grade students who are enrolled in the Scholars program as a percentage of the total of 8th grade Free and Reduced Lunch Program population for the 2014-2015 academic year. Field may be listed as 'N/A' due to unavailability of Free and Reduced Lunch data. Similarly, enrollment may exceed 100% for schools in which the Scholar population exceeds that eighth grade free and reduced lunch population.

SCHOLARTRACK REGISTRATION: Defined as the percentage of high school Scholars who are required to participate in the Scholar Success Program (graduation classes of 2017, 2018, and 2019) who have registered for a ScholarTrack account.

SCHOLAR SUCCESS PROGRAM COMPLETION: Defined as the percentage of high school Scholars who are required to participate in the Scholar Success Program who have completed all required Scholar Success Program activities during their respective cohort year.

ACADEMIC PERFORMANCE: Defined as the percentage of senior Scholars (class of 2015) who achieved a minimum GPA of 2.5 or higher

FAFSA COMPLETION: Defined as the percentage of high school senior Scholars (class of 2015) who filed the Free Application for Federal Student Aid (FAFSA) by the state deadline of March 10, 2015

Scholars.IN.gov



A program of the Indiana Commission for Higher Education

2014-2015 SCHOLAR OUTREACH SCORECARD

KNOX COMMUNITY SCHOOL CORP

	Local Scholars	All Scholars
Student Enrollment Eligible students enrolled in the Scholars program by June 30th of their 8th grade year	N/A	41%
ScholarTrack Registration Scholars who have a ScholarTrack account that records their completion of Scholar Success Program requirements	69%	49%
Scholar Success Program Completion Scholars completing all required Scholar Success Program activities for their grade level	65%	26%
Academic Performance Scholar earning at least the minimum cumulative 2.5 GPA required to earn the 21st Century Scholarship	60%	62%
FAFSA Completion Scholars filing the Free Application for Federal Student Aid (FAFSA) by March 10th of their high school senior year	90%	74%

N/A indicates that a value could not be calculated due to inapplicability of data, or because the denominator was zero.

STUDENT ENROLLMENT: Defined as the percentage of eligible 8th grade students who are enrolled in the Scholars program as a percentage of the total of 8th grade Free and Reduced Lunch Program population for the 2014-2015 academic year. Field may be listed as 'N/A' due to unavailability of Free and Reduced Lunch data. Similarly, enrollment may exceed 100% for schools in which the Scholar population exceeds that eighth grade free and reduced lunch population.

SCHOLARTRACK REGISTRATION: Defined as the percentage of high school Scholars who are required to participate in the Scholar Success Program (graduation classes of 2017, 2018, and 2019) who have registered for a ScholarTrack account.

SCHOLAR SUCCESS PROGRAM COMPLETION: Defined as the percentage of high school Scholars who are required to participate in the Scholar Success Program who have completed all required Scholar Success Program activities during their respective cohort year.

ACADEMIC PERFORMANCE: Defined as the percentage of senior Scholars (class of 2015) who achieved a minimum GPA of 2.5 or higher

FAFSA COMPLETION: Defined as the percentage of high school senior Scholars (class of 2015) who filed the Free Application for Federal Student Aid (FAFSA) by the state deadline of March 10, 2015

Scholars.IN.gov



A program of the Indiana Commission for Higher Education

2014-2015 SCHOLAR OUTREACH SCORECARD

KOKOMO SCHOOL CORPORATION

	Local Scholars	All Scholars
Student Enrollment Eligible students enrolled in the Scholars program by June 30th of their 8th grade year	29%	41%
ScholarTrack Registration Scholars who have a ScholarTrack account that records their completion of Scholar Success Program requirements	64%	49%
Scholar Success Program Completion Scholars completing all required Scholar Success Program activities for their grade level	57%	26%
Academic Performance Scholar earning at least the minimum cumulative 2.5 GPA required to earn the 21st Century Scholarship	50%	62%
FAFSA Completion Scholars filing the Free Application for Federal Student Aid (FAFSA) by March 10th of their high school senior year	62%	74%

N/A indicates that a value could not be calculated due to inapplicability of data, or because the denominator was zero.

STUDENT ENROLLMENT: Defined as the percentage of eligible 8th grade students who are enrolled in the Scholars program as a percentage of the total of 8th grade Free and Reduced Lunch Program population for the 2014-2015 academic year. Field may be listed as 'N/A' due to unavailability of Free and Reduced Lunch data. Similarly, enrollment may exceed 100% for schools in which the Scholar population exceeds that eighth grade free and reduced lunch population.

SCHOLARTRACK REGISTRATION: Defined as the percentage of high school Scholars who are required to participate in the Scholar Success Program (graduation classes of 2017, 2018, and 2019) who have registered for a ScholarTrack account.

SCHOLAR SUCCESS PROGRAM COMPLETION: Defined as the percentage of high school Scholars who are required to participate in the Scholar Success Program who have completed all required Scholar Success Program activities during their respective cohort year.

ACADEMIC PERFORMANCE: Defined as the percentage of senior Scholars (class of 2015) who achieved a minimum GPA of 2.5 or higher

FAFSA COMPLETION: Defined as the percentage of high school senior Scholars (class of 2015) who filed the Free Application for Federal Student Aid (FAFSA) by the state deadline of March 10, 2015

Scholars.IN.gov



A program of the Indiana Commission for Higher Education

2014-2015 SCHOLAR OUTREACH SCORECARD

LAFAYETTE SCHOOL CORPORATION

	Local Scholars	All Scholars
Student Enrollment Eligible students enrolled in the Scholars program by June 30th of their 8th grade year	N/A	41%
ScholarTrack Registration Scholars who have a ScholarTrack account that records their completion of Scholar Success Program requirements	47%	49%
Scholar Success Program Completion Scholars completing all required Scholar Success Program activities for their grade level	24%	26%
Academic Performance Scholar earning at least the minimum cumulative 2.5 GPA required to earn the 21st Century Scholarship	60%	62%
FAFSA Completion Scholars filing the Free Application for Federal Student Aid (FAFSA) by March 10th of their high school senior year	77%	74%

N/A indicates that a value could not be calculated due to inapplicability of data, or because the denominator was zero.

STUDENT ENROLLMENT: Defined as the percentage of eligible 8th grade students who are enrolled in the Scholars program as a percentage of the total of 8th grade Free and Reduced Lunch Program population for the 2014-2015 academic year. Field may be listed as 'N/A' due to unavailability of Free and Reduced Lunch data. Similarly, enrollment may exceed 100% for schools in which the Scholar population exceeds that eighth grade free and reduced lunch population.

SCHOLARTRACK REGISTRATION: Defined as the percentage of high school Scholars who are required to participate in the Scholar Success Program (graduation classes of 2017, 2018, and 2019) who have registered for a ScholarTrack account.

SCHOLAR SUCCESS PROGRAM COMPLETION: Defined as the percentage of high school Scholars who are required to participate in the Scholar Success Program who have completed all required Scholar Success Program activities during their respective cohort year.

ACADEMIC PERFORMANCE: Defined as the percentage of senior Scholars (class of 2015) who achieved a minimum GPA of 2.5 or higher

FAFSA COMPLETION: Defined as the percentage of high school senior Scholars (class of 2015) who filed the Free Application for Federal Student Aid (FAFSA) by the state deadline of March 10, 2015

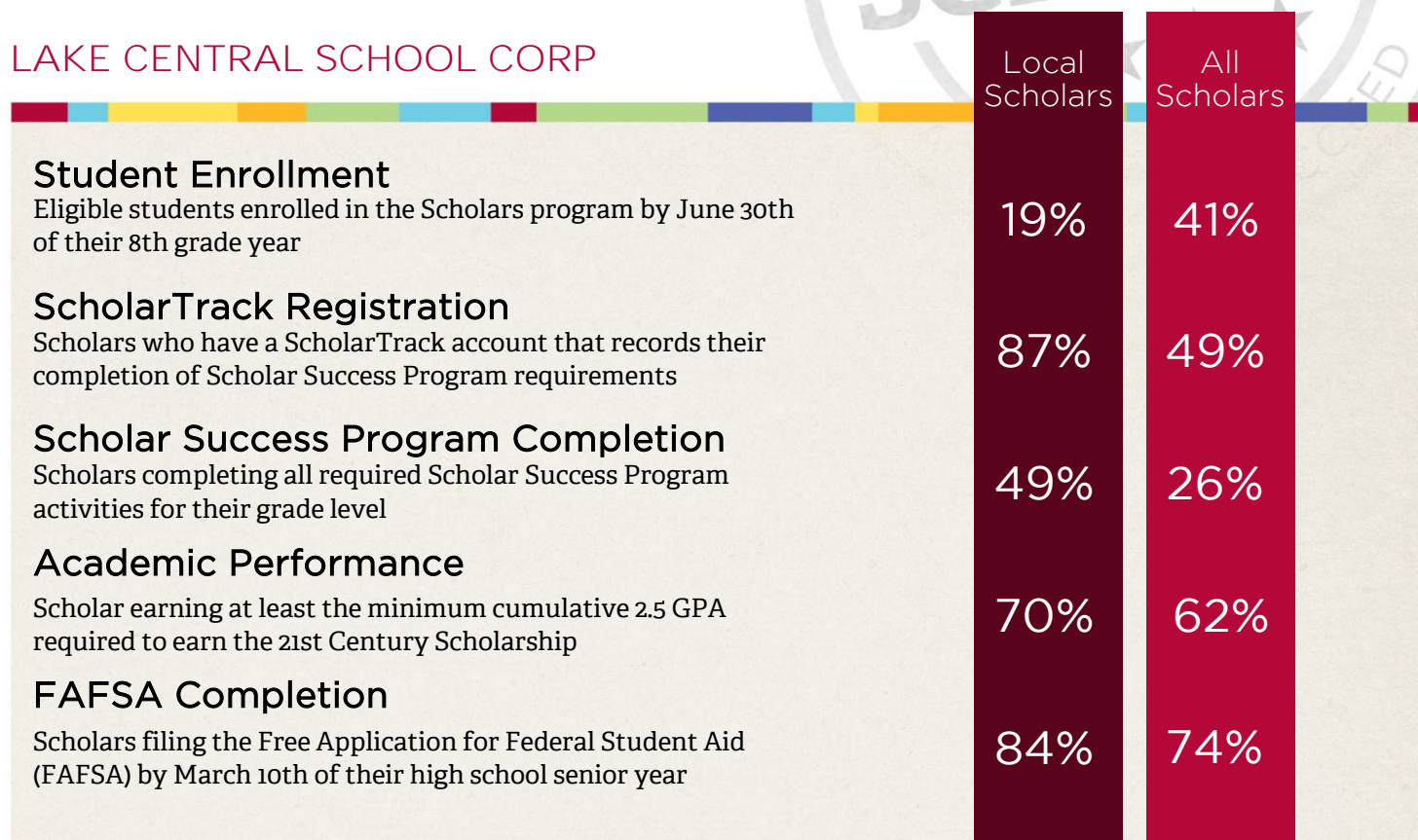
Scholars.IN.gov



A program of the Indiana Commission for Higher Education

2014-2015 SCHOLAR OUTREACH SCORECARD

LAKE CENTRAL SCHOOL CORP



N/A indicates that a value could not be calculated due to inapplicability of data, or because the denominator was zero.

STUDENT ENROLLMENT: Defined as the percentage of eligible 8th grade students who are enrolled in the Scholars program as a percentage of the total of 8th grade Free and Reduced Lunch Program population for the 2014-2015 academic year. Field may be listed as 'N/A' due to unavailability of Free and Reduced Lunch data. Similarly, enrollment may exceed 100% for schools in which the Scholar population exceeds that eighth grade free and reduced lunch population.

SCHOLARTRACK REGISTRATION: Defined as the percentage of high school Scholars who are required to participate in the Scholar Success Program (graduation classes of 2017, 2018, and 2019) who have registered for a ScholarTrack account.

SCHOLAR SUCCESS PROGRAM COMPLETION: Defined as the percentage of high school Scholars who are required to participate in the Scholar Success Program who have completed all required Scholar Success Program activities during their respective cohort year.

ACADEMIC PERFORMANCE: Defined as the percentage of senior Scholars (class of 2015) who achieved a minimum GPA of 2.5 or higher

FAFSA COMPLETION: Defined as the percentage of high school senior Scholars (class of 2015) who filed the Free Application for Federal Student Aid (FAFSA) by the state deadline of March 10, 2015

Scholars.IN.gov



2014-2015 SCHOLAR OUTREACH SCORECARD

LAKE RIDGE SCHOOLS

	Local Scholars	All Scholars
Student Enrollment Eligible students enrolled in the Scholars program by June 30th of their 8th grade year	N/A	41%
ScholarTrack Registration Scholars who have a ScholarTrack account that records their completion of Scholar Success Program requirements	22%	49%
Scholar Success Program Completion Scholars completing all required Scholar Success Program activities for their grade level	2%	26%
Academic Performance Scholar earning at least the minimum cumulative 2.5 GPA required to earn the 21st Century Scholarship	51%	62%
FAFSA Completion Scholars filing the Free Application for Federal Student Aid (FAFSA) by March 10th of their high school senior year	64%	74%

N/A indicates that a value could not be calculated due to inapplicability of data, or because the denominator was zero.

STUDENT ENROLLMENT: Defined as the percentage of eligible 8th grade students who are enrolled in the Scholars program as a percentage of the total of 8th grade Free and Reduced Lunch Program population for the 2014-2015 academic year. Field may be listed as 'N/A' due to unavailability of Free and Reduced Lunch data. Similarly, enrollment may exceed 100% for schools in which the Scholar population exceeds that eighth grade free and reduced lunch population.

SCHOLARTRACK REGISTRATION: Defined as the percentage of high school Scholars who are required to participate in the Scholar Success Program (graduation classes of 2017, 2018, and 2019) who have registered for a ScholarTrack account.

SCHOLAR SUCCESS PROGRAM COMPLETION: Defined as the percentage of high school Scholars who are required to participate in the Scholar Success Program who have completed all required Scholar Success Program activities during their respective cohort year.

ACADEMIC PERFORMANCE: Defined as the percentage of senior Scholars (class of 2015) who achieved a minimum GPA of 2.5 or higher

FAFSA COMPLETION: Defined as the percentage of high school senior Scholars (class of 2015) who filed the Free Application for Federal Student Aid (FAFSA) by the state deadline of March 10, 2015

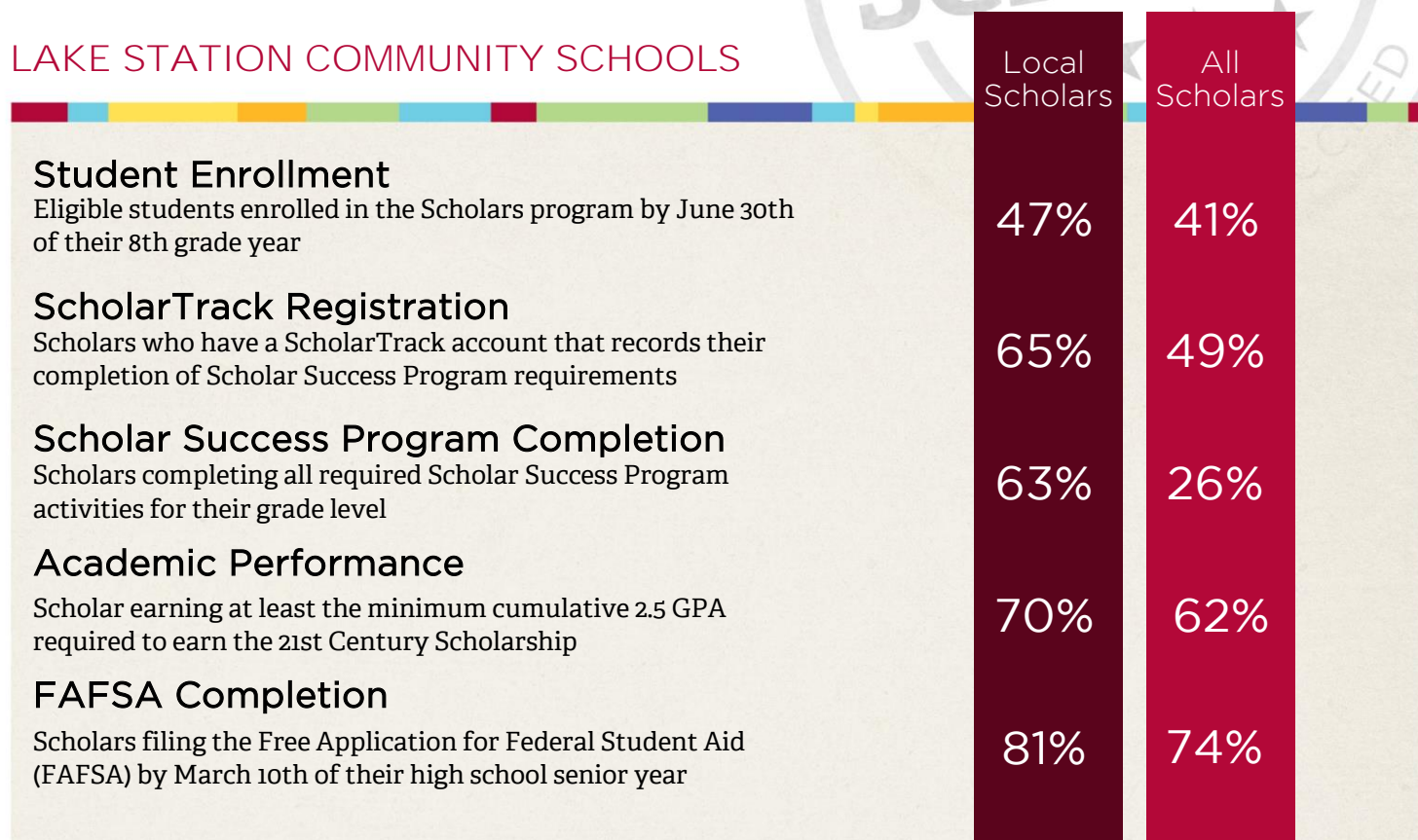
Scholars.IN.gov



A program of the Indiana Commission for Higher Education

2014-2015 SCHOLAR OUTREACH SCORECARD

LAKE STATION COMMUNITY SCHOOLS



N/A indicates that a value could not be calculated due to inapplicability of data, or because the denominator was zero.

STUDENT ENROLLMENT: Defined as the percentage of eligible 8th grade students who are enrolled in the Scholars program as a percentage of the total of 8th grade Free and Reduced Lunch Program population for the 2014-2015 academic year. Field may be listed as 'N/A' due to unavailability of Free and Reduced Lunch data. Similarly, enrollment may exceed 100% for schools in which the Scholar population exceeds that eighth grade free and reduced lunch population.

SCHOLARTRACK REGISTRATION: Defined as the percentage of high school Scholars who are required to participate in the Scholar Success Program (graduation classes of 2017, 2018, and 2019) who have registered for a ScholarTrack account.

SCHOLAR SUCCESS PROGRAM COMPLETION: Defined as the percentage of high school Scholars who are required to participate in the Scholar Success Program who have completed all required Scholar Success Program activities during their respective cohort year.

ACADEMIC PERFORMANCE: Defined as the percentage of senior Scholars (class of 2015) who achieved a minimum GPA of 2.5 or higher

FAFSA COMPLETION: Defined as the percentage of high school senior Scholars (class of 2015) who filed the Free Application for Federal Student Aid (FAFSA) by the state deadline of March 10, 2015

Scholars.IN.gov



A program of the Indiana Commission for Higher Education

2014-2015 SCHOLAR OUTREACH SCORECARD

LAKELAND SCHOOL CORPORATION

	Local Scholars	All Scholars
Student Enrollment Eligible students enrolled in the Scholars program by June 30th of their 8th grade year	N/A	41%
ScholarTrack Registration Scholars who have a ScholarTrack account that records their completion of Scholar Success Program requirements	62%	49%
Scholar Success Program Completion Scholars completing all required Scholar Success Program activities for their grade level	38%	26%
Academic Performance Scholar earning at least the minimum cumulative 2.5 GPA required to earn the 21st Century Scholarship	69%	62%
FAFSA Completion Scholars filing the Free Application for Federal Student Aid (FAFSA) by March 10th of their high school senior year	82%	74%

N/A indicates that a value could not be calculated due to inapplicability of data, or because the denominator was zero.

STUDENT ENROLLMENT: Defined as the percentage of eligible 8th grade students who are enrolled in the Scholars program as a percentage of the total of 8th grade Free and Reduced Lunch Program population for the 2014-2015 academic year. Field may be listed as 'N/A' due to unavailability of Free and Reduced Lunch data. Similarly, enrollment may exceed 100% for schools in which the Scholar population exceeds that eighth grade free and reduced lunch population.

SCHOLARTRACK REGISTRATION: Defined as the percentage of high school Scholars who are required to participate in the Scholar Success Program (graduation classes of 2017, 2018, and 2019) who have registered for a ScholarTrack account.

SCHOLAR SUCCESS PROGRAM COMPLETION: Defined as the percentage of high school Scholars who are required to participate in the Scholar Success Program who have completed all required Scholar Success Program activities during their respective cohort year.

ACADEMIC PERFORMANCE: Defined as the percentage of senior Scholars (class of 2015) who achieved a minimum GPA of 2.5 or higher

FAFSA COMPLETION: Defined as the percentage of high school senior Scholars (class of 2015) who filed the Free Application for Federal Student Aid (FAFSA) by the state deadline of March 10, 2015

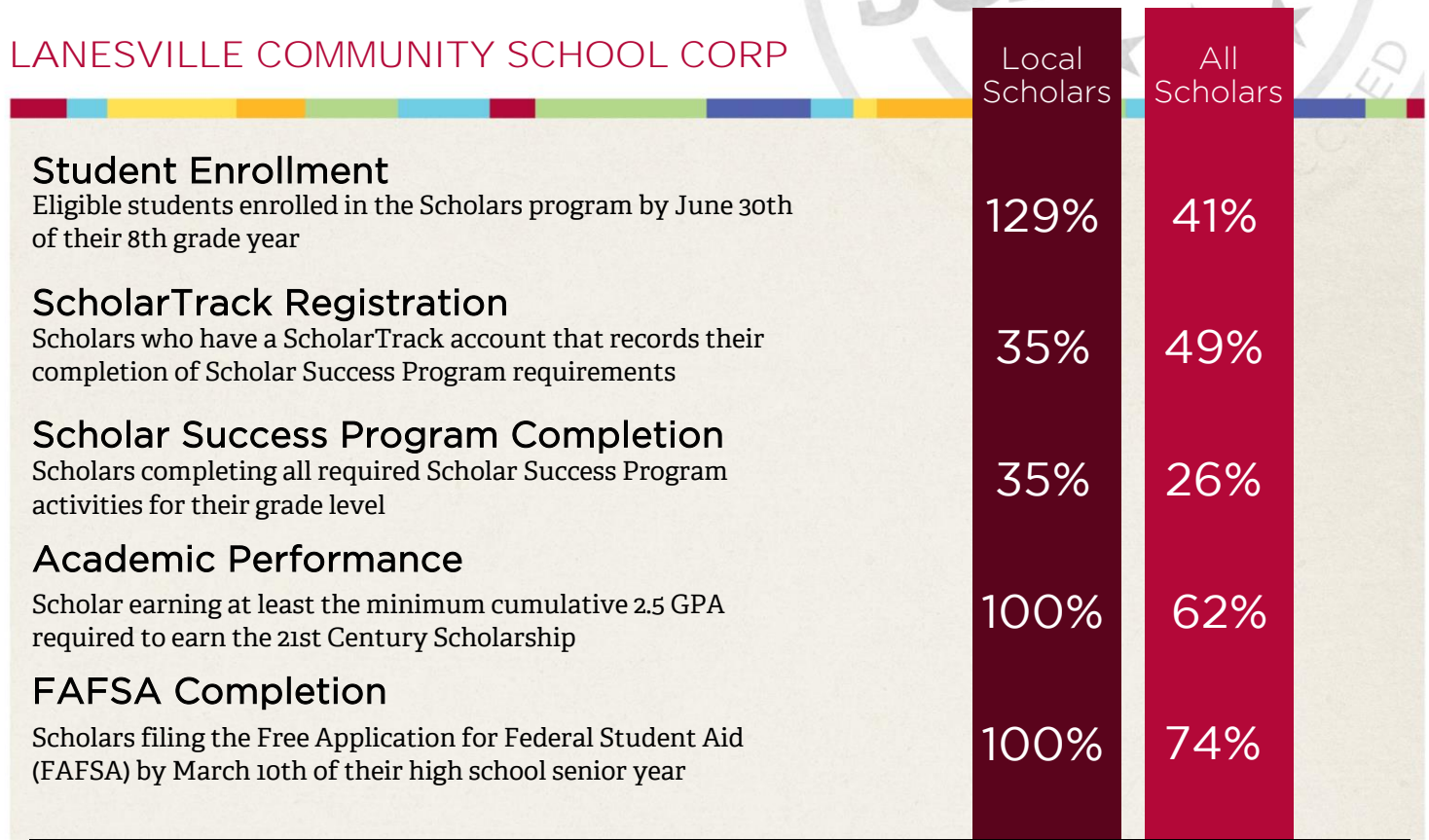
Scholars.IN.gov



A program of the Indiana Commission for Higher Education

2014-2015 SCHOLAR OUTREACH SCORECARD

LANESVILLE COMMUNITY SCHOOL CORP



N/A indicates that a value could not be calculated due to inapplicability of data, or because the denominator was zero.

STUDENT ENROLLMENT: Defined as the percentage of eligible 8th grade students who are enrolled in the Scholars program as a percentage of the total of 8th grade Free and Reduced Lunch Program population for the 2014-2015 academic year. Field may be listed as 'N/A' due to unavailability of Free and Reduced Lunch data. Similarly, enrollment may exceed 100% for schools in which the Scholar population exceeds that eighth grade free and reduced lunch population.

SCHOLARTRACK REGISTRATION: Defined as the percentage of high school Scholars who are required to participate in the Scholar Success Program (graduation classes of 2017, 2018, and 2019) who have registered for a ScholarTrack account.

SCHOLAR SUCCESS PROGRAM COMPLETION: Defined as the percentage of high school Scholars who are required to participate in the Scholar Success Program who have completed all required Scholar Success Program activities during their respective cohort year.

ACADEMIC PERFORMANCE: Defined as the percentage of senior Scholars (class of 2015) who achieved a minimum GPA of 2.5 or higher

FAFSA COMPLETION: Defined as the percentage of high school senior Scholars (class of 2015) who filed the Free Application for Federal Student Aid (FAFSA) by the state deadline of March 10, 2015

Scholars.IN.gov



A program of the Indiana Commission for Higher Education

2014-2015 SCHOLAR OUTREACH SCORECARD

LAPORTE COMMUNITY SCHOOL CORP

	Local Scholars	All Scholars
Student Enrollment Eligible students enrolled in the Scholars program by June 30th of their 8th grade year	22%	41%
ScholarTrack Registration Scholars who have a ScholarTrack account that records their completion of Scholar Success Program requirements	65%	49%
Scholar Success Program Completion Scholars completing all required Scholar Success Program activities for their grade level	61%	26%
Academic Performance Scholar earning at least the minimum cumulative 2.5 GPA required to earn the 21st Century Scholarship	70%	62%
FAFSA Completion Scholars filing the Free Application for Federal Student Aid (FAFSA) by March 10th of their high school senior year	76%	74%

N/A indicates that a value could not be calculated due to inapplicability of data, or because the denominator was zero.

STUDENT ENROLLMENT: Defined as the percentage of eligible 8th grade students who are enrolled in the Scholars program as a percentage of the total of 8th grade Free and Reduced Lunch Program population for the 2014-2015 academic year. Field may be listed as 'N/A' due to unavailability of Free and Reduced Lunch data. Similarly, enrollment may exceed 100% for schools in which the Scholar population exceeds that eighth grade free and reduced lunch population.

SCHOLARTRACK REGISTRATION: Defined as the percentage of high school Scholars who are required to participate in the Scholar Success Program (graduation classes of 2017, 2018, and 2019) who have registered for a ScholarTrack account.

SCHOLAR SUCCESS PROGRAM COMPLETION: Defined as the percentage of high school Scholars who are required to participate in the Scholar Success Program who have completed all required Scholar Success Program activities during their respective cohort year.

ACADEMIC PERFORMANCE: Defined as the percentage of senior Scholars (class of 2015) who achieved a minimum GPA of 2.5 or higher

FAFSA COMPLETION: Defined as the percentage of high school senior Scholars (class of 2015) who filed the Free Application for Federal Student Aid (FAFSA) by the state deadline of March 10, 2015

Scholars.IN.gov



A program of the Indiana Commission for Higher Education

2014-2015 SCHOLAR OUTREACH SCORECARD

LAWRENCE EARLY COLLEGE HIGH SCHOOL

	Local Scholars	All Scholars
Student Enrollment Eligible students enrolled in the Scholars program by June 30th of their 8th grade year	N/A	41%
ScholarTrack Registration Scholars who have a ScholarTrack account that records their completion of Scholar Success Program requirements	N/A	49%
Scholar Success Program Completion Scholars completing all required Scholar Success Program activities for their grade level	N/A	26%
Academic Performance Scholar earning at least the minimum cumulative 2.5 GPA required to earn the 21st Century Scholarship	0%	62%
FAFSA Completion Scholars filing the Free Application for Federal Student Aid (FAFSA) by March 10th of their high school senior year	0%	74%

N/A indicates that a value could not be calculated due to inapplicability of data, or because the denominator was zero.

STUDENT ENROLLMENT: Defined as the percentage of eligible 8th grade students who are enrolled in the Scholars program as a percentage of the total of 8th grade Free and Reduced Lunch Program population for the 2014-2015 academic year. Field may be listed as 'N/A' due to unavailability of Free and Reduced Lunch data. Similarly, enrollment may exceed 100% for schools in which the Scholar population exceeds that eighth grade free and reduced lunch population.

SCHOLARTRACK REGISTRATION: Defined as the percentage of high school Scholars who are required to participate in the Scholar Success Program (graduation classes of 2017, 2018, and 2019) who have registered for a ScholarTrack account.

SCHOLAR SUCCESS PROGRAM COMPLETION: Defined as the percentage of high school Scholars who are required to participate in the Scholar Success Program who have completed all required Scholar Success Program activities during their respective cohort year.

ACADEMIC PERFORMANCE: Defined as the percentage of senior Scholars (class of 2015) who achieved a minimum GPA of 2.5 or higher

FAFSA COMPLETION: Defined as the percentage of high school senior Scholars (class of 2015) who filed the Free Application for Federal Student Aid (FAFSA) by the state deadline of March 10, 2015

Scholars.IN.gov



A program of the Indiana Commission for Higher Education

2014-2015 SCHOLAR OUTREACH SCORECARD

LAWRENCEBURG COM SCHOOL CORP

	Local Scholars	All Scholars
Student Enrollment Eligible students enrolled in the Scholars program by June 30th of their 8th grade year	N/A	41%
ScholarTrack Registration Scholars who have a ScholarTrack account that records their completion of Scholar Success Program requirements	43%	49%
Scholar Success Program Completion Scholars completing all required Scholar Success Program activities for their grade level	28%	26%
Academic Performance Scholar earning at least the minimum cumulative 2.5 GPA required to earn the 21st Century Scholarship	67%	62%
FAFSA Completion Scholars filing the Free Application for Federal Student Aid (FAFSA) by March 10th of their high school senior year	63%	74%

N/A indicates that a value could not be calculated due to inapplicability of data, or because the denominator was zero.

STUDENT ENROLLMENT: Defined as the percentage of eligible 8th grade students who are enrolled in the Scholars program as a percentage of the total of 8th grade Free and Reduced Lunch Program population for the 2014-2015 academic year. Field may be listed as 'N/A' due to unavailability of Free and Reduced Lunch data. Similarly, enrollment may exceed 100% for schools in which the Scholar population exceeds that eighth grade free and reduced lunch population.

SCHOLARTRACK REGISTRATION: Defined as the percentage of high school Scholars who are required to participate in the Scholar Success Program (graduation classes of 2017, 2018, and 2019) who have registered for a ScholarTrack account.

SCHOLAR SUCCESS PROGRAM COMPLETION: Defined as the percentage of high school Scholars who are required to participate in the Scholar Success Program who have completed all required Scholar Success Program activities during their respective cohort year.

ACADEMIC PERFORMANCE: Defined as the percentage of senior Scholars (class of 2015) who achieved a minimum GPA of 2.5 or higher

FAFSA COMPLETION: Defined as the percentage of high school senior Scholars (class of 2015) who filed the Free Application for Federal Student Aid (FAFSA) by the state deadline of March 10, 2015

Scholars.IN.gov



A program of the Indiana Commission for Higher Education

2014-2015 SCHOLAR OUTREACH SCORECARD

LEBANON COMMUNITY SCHOOL CORP

	Local Scholars	All Scholars
Student Enrollment Eligible students enrolled in the Scholars program by June 30th of their 8th grade year	N/A	41%
ScholarTrack Registration Scholars who have a ScholarTrack account that records their completion of Scholar Success Program requirements	60%	49%
Scholar Success Program Completion Scholars completing all required Scholar Success Program activities for their grade level	22%	26%
Academic Performance Scholar earning at least the minimum cumulative 2.5 GPA required to earn the 21st Century Scholarship	71%	62%
FAFSA Completion Scholars filing the Free Application for Federal Student Aid (FAFSA) by March 10th of their high school senior year	83%	74%

N/A indicates that a value could not be calculated due to inapplicability of data, or because the denominator was zero.

STUDENT ENROLLMENT: Defined as the percentage of eligible 8th grade students who are enrolled in the Scholars program as a percentage of the total of 8th grade Free and Reduced Lunch Program population for the 2014-2015 academic year. Field may be listed as 'N/A' due to unavailability of Free and Reduced Lunch data. Similarly, enrollment may exceed 100% for schools in which the Scholar population exceeds that eighth grade free and reduced lunch population.

SCHOLARTRACK REGISTRATION: Defined as the percentage of high school Scholars who are required to participate in the Scholar Success Program (graduation classes of 2017, 2018, and 2019) who have registered for a ScholarTrack account.

SCHOLAR SUCCESS PROGRAM COMPLETION: Defined as the percentage of high school Scholars who are required to participate in the Scholar Success Program who have completed all required Scholar Success Program activities during their respective cohort year.

ACADEMIC PERFORMANCE: Defined as the percentage of senior Scholars (class of 2015) who achieved a minimum GPA of 2.5 or higher

FAFSA COMPLETION: Defined as the percentage of high school senior Scholars (class of 2015) who filed the Free Application for Federal Student Aid (FAFSA) by the state deadline of March 10, 2015

Scholars.IN.gov



A program of the Indiana Commission for Higher Education

2014-2015 SCHOLAR OUTREACH SCORECARD

LIBERTY-PERRY COM SCHOOL CORP

	Local Scholars	All Scholars
Student Enrollment Eligible students enrolled in the Scholars program by June 30th of their 8th grade year	N/A	41%
ScholarTrack Registration Scholars who have a ScholarTrack account that records their completion of Scholar Success Program requirements	34%	49%
Scholar Success Program Completion Scholars completing all required Scholar Success Program activities for their grade level	14%	26%
Academic Performance Scholar earning at least the minimum cumulative 2.5 GPA required to earn the 21st Century Scholarship	70%	62%
FAFSA Completion Scholars filing the Free Application for Federal Student Aid (FAFSA) by March 10th of their high school senior year	80%	74%

N/A indicates that a value could not be calculated due to inapplicability of data, or because the denominator was zero.

STUDENT ENROLLMENT: Defined as the percentage of eligible 8th grade students who are enrolled in the Scholars program as a percentage of the total of 8th grade Free and Reduced Lunch Program population for the 2014-2015 academic year. Field may be listed as 'N/A' due to unavailability of Free and Reduced Lunch data. Similarly, enrollment may exceed 100% for schools in which the Scholar population exceeds that eighth grade free and reduced lunch population.

SCHOLARTRACK REGISTRATION: Defined as the percentage of high school Scholars who are required to participate in the Scholar Success Program (graduation classes of 2017, 2018, and 2019) who have registered for a ScholarTrack account.

SCHOLAR SUCCESS PROGRAM COMPLETION: Defined as the percentage of high school Scholars who are required to participate in the Scholar Success Program who have completed all required Scholar Success Program activities during their respective cohort year.

ACADEMIC PERFORMANCE: Defined as the percentage of senior Scholars (class of 2015) who achieved a minimum GPA of 2.5 or higher

FAFSA COMPLETION: Defined as the percentage of high school senior Scholars (class of 2015) who filed the Free Application for Federal Student Aid (FAFSA) by the state deadline of March 10, 2015

Scholars.IN.gov



A program of the Indiana Commission for Higher Education

2014-2015 SCHOLAR OUTREACH SCORECARD

LINTON-STOCKTON SCHOOL CORP

	Local Scholars	All Scholars
Student Enrollment Eligible students enrolled in the Scholars program by June 30th of their 8th grade year	N/A	41%
ScholarTrack Registration Scholars who have a ScholarTrack account that records their completion of Scholar Success Program requirements	52%	49%
Scholar Success Program Completion Scholars completing all required Scholar Success Program activities for their grade level	39%	26%
Academic Performance Scholar earning at least the minimum cumulative 2.5 GPA required to earn the 21st Century Scholarship	50%	62%
FAFSA Completion Scholars filing the Free Application for Federal Student Aid (FAFSA) by March 10th of their high school senior year	100%	74%

N/A indicates that a value could not be calculated due to inapplicability of data, or because the denominator was zero.

STUDENT ENROLLMENT: Defined as the percentage of eligible 8th grade students who are enrolled in the Scholars program as a percentage of the total of 8th grade Free and Reduced Lunch Program population for the 2014-2015 academic year. Field may be listed as 'N/A' due to unavailability of Free and Reduced Lunch data. Similarly, enrollment may exceed 100% for schools in which the Scholar population exceeds that eighth grade free and reduced lunch population.

SCHOLARTRACK REGISTRATION: Defined as the percentage of high school Scholars who are required to participate in the Scholar Success Program (graduation classes of 2017, 2018, and 2019) who have registered for a ScholarTrack account.

SCHOLAR SUCCESS PROGRAM COMPLETION: Defined as the percentage of high school Scholars who are required to participate in the Scholar Success Program who have completed all required Scholar Success Program activities during their respective cohort year.

ACADEMIC PERFORMANCE: Defined as the percentage of senior Scholars (class of 2015) who achieved a minimum GPA of 2.5 or higher

FAFSA COMPLETION: Defined as the percentage of high school senior Scholars (class of 2015) who filed the Free Application for Federal Student Aid (FAFSA) by the state deadline of March 10, 2015

Scholars.IN.gov



A program of the Indiana Commission for Higher Education

2014-2015 SCHOLAR OUTREACH SCORECARD

LOGANSPOUT COMMUNITY SCH CORP

	Local Scholars	All Scholars
Student Enrollment Eligible students enrolled in the Scholars program by June 30th of their 8th grade year	N/A	41%
ScholarTrack Registration Scholars who have a ScholarTrack account that records their completion of Scholar Success Program requirements	59%	49%
Scholar Success Program Completion Scholars completing all required Scholar Success Program activities for their grade level	18%	26%
Academic Performance Scholar earning at least the minimum cumulative 2.5 GPA required to earn the 21st Century Scholarship	73%	62%
FAFSA Completion Scholars filing the Free Application for Federal Student Aid (FAFSA) by March 10th of their high school senior year	73%	74%

N/A indicates that a value could not be calculated due to inapplicability of data, or because the denominator was zero.

STUDENT ENROLLMENT: Defined as the percentage of eligible 8th grade students who are enrolled in the Scholars program as a percentage of the total of 8th grade Free and Reduced Lunch Program population for the 2014-2015 academic year. Field may be listed as 'N/A' due to unavailability of Free and Reduced Lunch data. Similarly, enrollment may exceed 100% for schools in which the Scholar population exceeds that eighth grade free and reduced lunch population.

SCHOLARTRACK REGISTRATION: Defined as the percentage of high school Scholars who are required to participate in the Scholar Success Program (graduation classes of 2017, 2018, and 2019) who have registered for a ScholarTrack account.

SCHOLAR SUCCESS PROGRAM COMPLETION: Defined as the percentage of high school Scholars who are required to participate in the Scholar Success Program who have completed all required Scholar Success Program activities during their respective cohort year.

ACADEMIC PERFORMANCE: Defined as the percentage of senior Scholars (class of 2015) who achieved a minimum GPA of 2.5 or higher

FAFSA COMPLETION: Defined as the percentage of high school senior Scholars (class of 2015) who filed the Free Application for Federal Student Aid (FAFSA) by the state deadline of March 10, 2015

Scholars.IN.gov



A program of the Indiana Commission for Higher Education

2014-2015 SCHOLAR OUTREACH SCORECARD

LOOGOOTEE COMMUNITY SCH CORP

	Local Scholars	All Scholars
Student Enrollment Eligible students enrolled in the Scholars program by June 30th of their 8th grade year	N/A	41%
ScholarTrack Registration Scholars who have a ScholarTrack account that records their completion of Scholar Success Program requirements	74%	49%
Scholar Success Program Completion Scholars completing all required Scholar Success Program activities for their grade level	52%	26%
Academic Performance Scholar earning at least the minimum cumulative 2.5 GPA required to earn the 21st Century Scholarship	76%	62%
FAFSA Completion Scholars filing the Free Application for Federal Student Aid (FAFSA) by March 10th of their high school senior year	94%	74%

N/A indicates that a value could not be calculated due to inapplicability of data, or because the denominator was zero.

STUDENT ENROLLMENT: Defined as the percentage of eligible 8th grade students who are enrolled in the Scholars program as a percentage of the total of 8th grade Free and Reduced Lunch Program population for the 2014-2015 academic year. Field may be listed as 'N/A' due to unavailability of Free and Reduced Lunch data. Similarly, enrollment may exceed 100% for schools in which the Scholar population exceeds that eighth grade free and reduced lunch population.

SCHOLARTRACK REGISTRATION: Defined as the percentage of high school Scholars who are required to participate in the Scholar Success Program (graduation classes of 2017, 2018, and 2019) who have registered for a ScholarTrack account.

SCHOLAR SUCCESS PROGRAM COMPLETION: Defined as the percentage of high school Scholars who are required to participate in the Scholar Success Program who have completed all required Scholar Success Program activities during their respective cohort year.

ACADEMIC PERFORMANCE: Defined as the percentage of senior Scholars (class of 2015) who achieved a minimum GPA of 2.5 or higher

FAFSA COMPLETION: Defined as the percentage of high school senior Scholars (class of 2015) who filed the Free Application for Federal Student Aid (FAFSA) by the state deadline of March 10, 2015

Scholars.IN.gov



A program of the Indiana Commission for Higher Education

2014-2015 SCHOLAR OUTREACH SCORECARD

LUTHERAN SCHOOLS OF INDIANA

	Local Scholars	All Scholars
Student Enrollment Eligible students enrolled in the Scholars program by June 30th of their 8th grade year	N/A	41%
ScholarTrack Registration Scholars who have a ScholarTrack account that records their completion of Scholar Success Program requirements	46%	49%
Scholar Success Program Completion Scholars completing all required Scholar Success Program activities for their grade level	31%	26%
Academic Performance Scholar earning at least the minimum cumulative 2.5 GPA required to earn the 21st Century Scholarship	81%	62%
FAFSA Completion Scholars filing the Free Application for Federal Student Aid (FAFSA) by March 10th of their high school senior year	96%	74%

N/A indicates that a value could not be calculated due to inapplicability of data, or because the denominator was zero.

STUDENT ENROLLMENT: Defined as the percentage of eligible 8th grade students who are enrolled in the Scholars program as a percentage of the total of 8th grade Free and Reduced Lunch Program population for the 2014-2015 academic year. Field may be listed as 'N/A' due to unavailability of Free and Reduced Lunch data. Similarly, enrollment may exceed 100% for schools in which the Scholar population exceeds that eighth grade free and reduced lunch population.

SCHOLARTRACK REGISTRATION: Defined as the percentage of high school Scholars who are required to participate in the Scholar Success Program (graduation classes of 2017, 2018, and 2019) who have registered for a ScholarTrack account.

SCHOLAR SUCCESS PROGRAM COMPLETION: Defined as the percentage of high school Scholars who are required to participate in the Scholar Success Program who have completed all required Scholar Success Program activities during their respective cohort year.

ACADEMIC PERFORMANCE: Defined as the percentage of senior Scholars (class of 2015) who achieved a minimum GPA of 2.5 or higher

FAFSA COMPLETION: Defined as the percentage of high school senior Scholars (class of 2015) who filed the Free Application for Federal Student Aid (FAFSA) by the state deadline of March 10, 2015

Scholars.IN.gov



A program of the Indiana Commission for Higher Education

2014-2015 SCHOLAR OUTREACH SCORECARD

M S D BLUFFTON-HARRISON

	Local Scholars	All Scholars
Student Enrollment Eligible students enrolled in the Scholars program by June 30th of their 8th grade year	N/A	41%
ScholarTrack Registration Scholars who have a ScholarTrack account that records their completion of Scholar Success Program requirements	69%	49%
Scholar Success Program Completion Scholars completing all required Scholar Success Program activities for their grade level	30%	26%
Academic Performance Scholar earning at least the minimum cumulative 2.5 GPA required to earn the 21st Century Scholarship	71%	62%
FAFSA Completion Scholars filing the Free Application for Federal Student Aid (FAFSA) by March 10th of their high school senior year	67%	74%

N/A indicates that a value could not be calculated due to inapplicability of data, or because the denominator was zero.

STUDENT ENROLLMENT: Defined as the percentage of eligible 8th grade students who are enrolled in the Scholars program as a percentage of the total of 8th grade Free and Reduced Lunch Program population for the 2014-2015 academic year. Field may be listed as 'N/A' due to unavailability of Free and Reduced Lunch data. Similarly, enrollment may exceed 100% for schools in which the Scholar population exceeds that eighth grade free and reduced lunch population.

SCHOLARTRACK REGISTRATION: Defined as the percentage of high school Scholars who are required to participate in the Scholar Success Program (graduation classes of 2017, 2018, and 2019) who have registered for a ScholarTrack account.

SCHOLAR SUCCESS PROGRAM COMPLETION: Defined as the percentage of high school Scholars who are required to participate in the Scholar Success Program who have completed all required Scholar Success Program activities during their respective cohort year.

ACADEMIC PERFORMANCE: Defined as the percentage of senior Scholars (class of 2015) who achieved a minimum GPA of 2.5 or higher

FAFSA COMPLETION: Defined as the percentage of high school senior Scholars (class of 2015) who filed the Free Application for Federal Student Aid (FAFSA) by the state deadline of March 10, 2015

Scholars.IN.gov



A program of the Indiana Commission for Higher Education

2014-2015 SCHOLAR OUTREACH SCORECARD

M S D BOONE TOWNSHIP

	Local Scholars	All Scholars
Student Enrollment Eligible students enrolled in the Scholars program by June 30th of their 8th grade year	N/A	41%
ScholarTrack Registration Scholars who have a ScholarTrack account that records their completion of Scholar Success Program requirements	67%	49%
Scholar Success Program Completion Scholars completing all required Scholar Success Program activities for their grade level	26%	26%
Academic Performance Scholar earning at least the minimum cumulative 2.5 GPA required to earn the 21st Century Scholarship	27%	62%
FAFSA Completion Scholars filing the Free Application for Federal Student Aid (FAFSA) by March 10th of their high school senior year	73%	74%

N/A indicates that a value could not be calculated due to inapplicability of data, or because the denominator was zero.

STUDENT ENROLLMENT: Defined as the percentage of eligible 8th grade students who are enrolled in the Scholars program as a percentage of the total of 8th grade Free and Reduced Lunch Program population for the 2014-2015 academic year. Field may be listed as 'N/A' due to unavailability of Free and Reduced Lunch data. Similarly, enrollment may exceed 100% for schools in which the Scholar population exceeds that eighth grade free and reduced lunch population.

SCHOLARTRACK REGISTRATION: Defined as the percentage of high school Scholars who are required to participate in the Scholar Success Program (graduation classes of 2017, 2018, and 2019) who have registered for a ScholarTrack account.

SCHOLAR SUCCESS PROGRAM COMPLETION: Defined as the percentage of high school Scholars who are required to participate in the Scholar Success Program who have completed all required Scholar Success Program activities during their respective cohort year.

ACADEMIC PERFORMANCE: Defined as the percentage of senior Scholars (class of 2015) who achieved a minimum GPA of 2.5 or higher

FAFSA COMPLETION: Defined as the percentage of high school senior Scholars (class of 2015) who filed the Free Application for Federal Student Aid (FAFSA) by the state deadline of March 10, 2015

Scholars.IN.gov



A program of the Indiana Commission for Higher Education

2014-2015 SCHOLAR OUTREACH SCORECARD

M S D DECATUR TOWNSHIP

	Local Scholars	All Scholars
Student Enrollment Eligible students enrolled in the Scholars program by June 30th of their 8th grade year	N/A	41%
ScholarTrack Registration Scholars who have a ScholarTrack account that records their completion of Scholar Success Program requirements	31%	49%
Scholar Success Program Completion Scholars completing all required Scholar Success Program activities for their grade level	11%	26%
Academic Performance Scholar earning at least the minimum cumulative 2.5 GPA required to earn the 21st Century Scholarship	56%	62%
FAFSA Completion Scholars filing the Free Application for Federal Student Aid (FAFSA) by March 10th of their high school senior year	68%	74%

N/A indicates that a value could not be calculated due to inapplicability of data, or because the denominator was zero.

STUDENT ENROLLMENT: Defined as the percentage of eligible 8th grade students who are enrolled in the Scholars program as a percentage of the total of 8th grade Free and Reduced Lunch Program population for the 2014-2015 academic year. Field may be listed as 'N/A' due to unavailability of Free and Reduced Lunch data. Similarly, enrollment may exceed 100% for schools in which the Scholar population exceeds that eighth grade free and reduced lunch population.

SCHOLARTRACK REGISTRATION: Defined as the percentage of high school Scholars who are required to participate in the Scholar Success Program (graduation classes of 2017, 2018, and 2019) who have registered for a ScholarTrack account.

SCHOLAR SUCCESS PROGRAM COMPLETION: Defined as the percentage of high school Scholars who are required to participate in the Scholar Success Program who have completed all required Scholar Success Program activities during their respective cohort year.

ACADEMIC PERFORMANCE: Defined as the percentage of senior Scholars (class of 2015) who achieved a minimum GPA of 2.5 or higher

FAFSA COMPLETION: Defined as the percentage of high school senior Scholars (class of 2015) who filed the Free Application for Federal Student Aid (FAFSA) by the state deadline of March 10, 2015

Scholars.IN.gov



A program of the Indiana Commission for Higher Education

2014-2015 SCHOLAR OUTREACH SCORECARD

M S D LAWRENCE TOWNSHIP

	Local Scholars	All Scholars
Student Enrollment Eligible students enrolled in the Scholars program by June 30th of their 8th grade year	N/A	41%
ScholarTrack Registration Scholars who have a ScholarTrack account that records their completion of Scholar Success Program requirements	28%	49%
Scholar Success Program Completion Scholars completing all required Scholar Success Program activities for their grade level	11%	26%
Academic Performance Scholar earning at least the minimum cumulative 2.5 GPA required to earn the 21st Century Scholarship	54%	62%
FAFSA Completion Scholars filing the Free Application for Federal Student Aid (FAFSA) by March 10th of their high school senior year	74%	74%

N/A indicates that a value could not be calculated due to inapplicability of data, or because the denominator was zero.

STUDENT ENROLLMENT: Defined as the percentage of eligible 8th grade students who are enrolled in the Scholars program as a percentage of the total of 8th grade Free and Reduced Lunch Program population for the 2014-2015 academic year. Field may be listed as 'N/A' due to unavailability of Free and Reduced Lunch data. Similarly, enrollment may exceed 100% for schools in which the Scholar population exceeds that eighth grade free and reduced lunch population.

SCHOLARTRACK REGISTRATION: Defined as the percentage of high school Scholars who are required to participate in the Scholar Success Program (graduation classes of 2017, 2018, and 2019) who have registered for a ScholarTrack account.

SCHOLAR SUCCESS PROGRAM COMPLETION: Defined as the percentage of high school Scholars who are required to participate in the Scholar Success Program who have completed all required Scholar Success Program activities during their respective cohort year.

ACADEMIC PERFORMANCE: Defined as the percentage of senior Scholars (class of 2015) who achieved a minimum GPA of 2.5 or higher

FAFSA COMPLETION: Defined as the percentage of high school senior Scholars (class of 2015) who filed the Free Application for Federal Student Aid (FAFSA) by the state deadline of March 10, 2015

Scholars.IN.gov



2014-2015 SCHOLAR OUTREACH SCORECARD

M S D MARTINSVILLE SCHOOLS

	Local Scholars	All Scholars
Student Enrollment Eligible students enrolled in the Scholars program by June 30th of their 8th grade year	N/A	41%
ScholarTrack Registration Scholars who have a ScholarTrack account that records their completion of Scholar Success Program requirements	61%	49%
Scholar Success Program Completion Scholars completing all required Scholar Success Program activities for their grade level	39%	26%
Academic Performance Scholar earning at least the minimum cumulative 2.5 GPA required to earn the 21st Century Scholarship	76%	62%
FAFSA Completion Scholars filing the Free Application for Federal Student Aid (FAFSA) by March 10th of their high school senior year	81%	74%

N/A indicates that a value could not be calculated due to inapplicability of data, or because the denominator was zero.

STUDENT ENROLLMENT: Defined as the percentage of eligible 8th grade students who are enrolled in the Scholars program as a percentage of the total of 8th grade Free and Reduced Lunch Program population for the 2014-2015 academic year. Field may be listed as 'N/A' due to unavailability of Free and Reduced Lunch data. Similarly, enrollment may exceed 100% for schools in which the Scholar population exceeds that eighth grade free and reduced lunch population.

SCHOLARTRACK REGISTRATION: Defined as the percentage of high school Scholars who are required to participate in the Scholar Success Program (graduation classes of 2017, 2018, and 2019) who have registered for a ScholarTrack account.

SCHOLAR SUCCESS PROGRAM COMPLETION: Defined as the percentage of high school Scholars who are required to participate in the Scholar Success Program who have completed all required Scholar Success Program activities during their respective cohort year.

ACADEMIC PERFORMANCE: Defined as the percentage of senior Scholars (class of 2015) who achieved a minimum GPA of 2.5 or higher

FAFSA COMPLETION: Defined as the percentage of high school senior Scholars (class of 2015) who filed the Free Application for Federal Student Aid (FAFSA) by the state deadline of March 10, 2015

Scholars.IN.gov



A program of the Indiana Commission for Higher Education

2014-2015 SCHOLAR OUTREACH SCORECARD

M S D MOUNT VERNON

	Local Scholars	All Scholars
Student Enrollment Eligible students enrolled in the Scholars program by June 30th of their 8th grade year	N/A	41%
ScholarTrack Registration Scholars who have a ScholarTrack account that records their completion of Scholar Success Program requirements	58%	49%
Scholar Success Program Completion Scholars completing all required Scholar Success Program activities for their grade level	42%	26%
Academic Performance Scholar earning at least the minimum cumulative 2.5 GPA required to earn the 21st Century Scholarship	59%	62%
FAFSA Completion Scholars filing the Free Application for Federal Student Aid (FAFSA) by March 10th of their high school senior year	70%	74%

N/A indicates that a value could not be calculated due to inapplicability of data, or because the denominator was zero.

STUDENT ENROLLMENT: Defined as the percentage of eligible 8th grade students who are enrolled in the Scholars program as a percentage of the total of 8th grade Free and Reduced Lunch Program population for the 2014-2015 academic year. Field may be listed as 'N/A' due to unavailability of Free and Reduced Lunch data. Similarly, enrollment may exceed 100% for schools in which the Scholar population exceeds that eighth grade free and reduced lunch population.

SCHOLARTRACK REGISTRATION: Defined as the percentage of high school Scholars who are required to participate in the Scholar Success Program (graduation classes of 2017, 2018, and 2019) who have registered for a ScholarTrack account.

SCHOLAR SUCCESS PROGRAM COMPLETION: Defined as the percentage of high school Scholars who are required to participate in the Scholar Success Program who have completed all required Scholar Success Program activities during their respective cohort year.

ACADEMIC PERFORMANCE: Defined as the percentage of senior Scholars (class of 2015) who achieved a minimum GPA of 2.5 or higher

FAFSA COMPLETION: Defined as the percentage of high school senior Scholars (class of 2015) who filed the Free Application for Federal Student Aid (FAFSA) by the state deadline of March 10, 2015

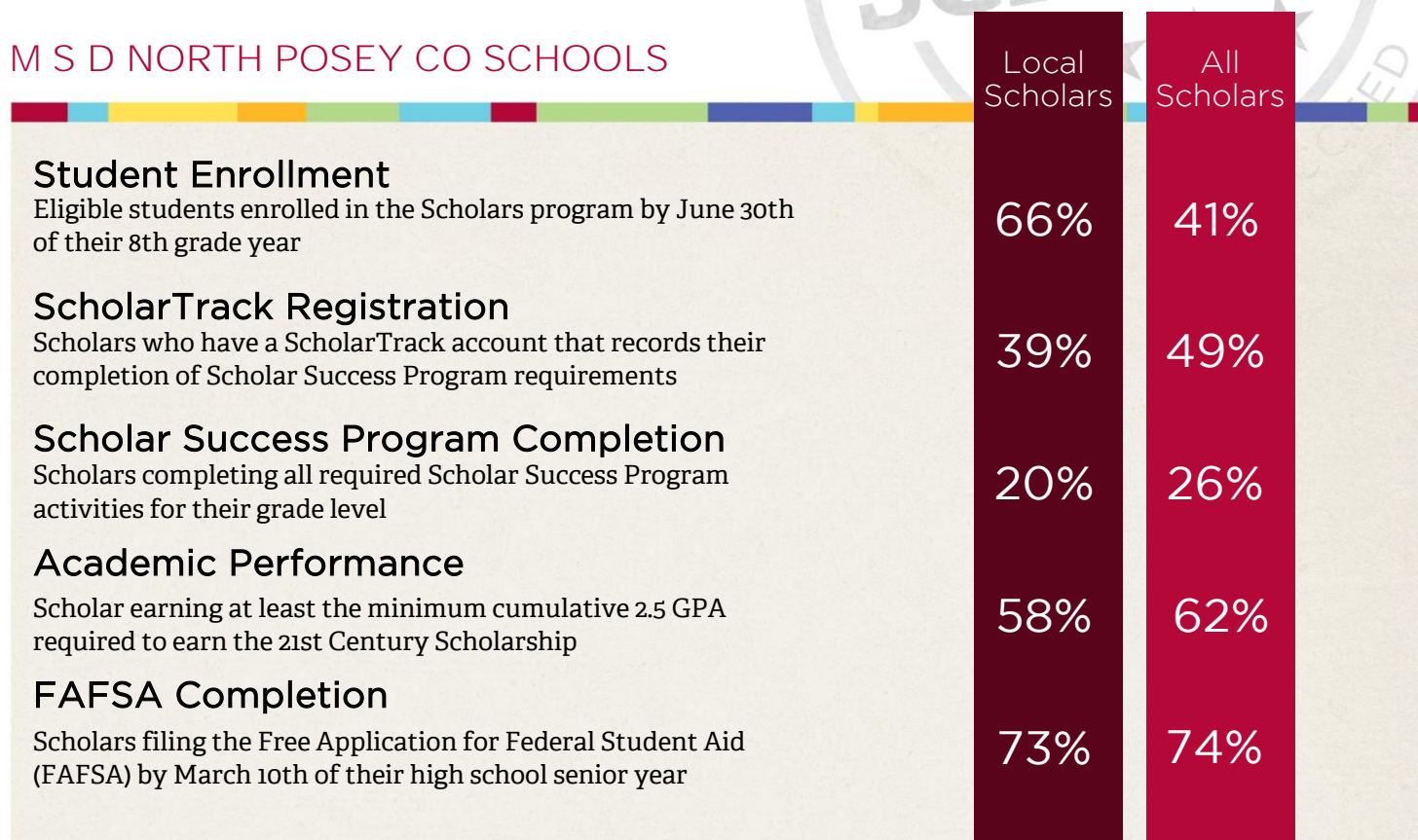
Scholars.IN.gov



A program of the Indiana Commission for Higher Education

2014-2015 SCHOLAR OUTREACH SCORECARD

M S D NORTH POSEY CO SCHOOLS



N/A indicates that a value could not be calculated due to inapplicability of data, or because the denominator was zero.

STUDENT ENROLLMENT: Defined as the percentage of eligible 8th grade students who are enrolled in the Scholars program as a percentage of the total of 8th grade Free and Reduced Lunch Program population for the 2014-2015 academic year. Field may be listed as 'N/A' due to unavailability of Free and Reduced Lunch data. Similarly, enrollment may exceed 100% for schools in which the Scholar population exceeds that eighth grade free and reduced lunch population.

SCHOLARTRACK REGISTRATION: Defined as the percentage of high school Scholars who are required to participate in the Scholar Success Program (graduation classes of 2017, 2018, and 2019) who have registered for a ScholarTrack account.

SCHOLAR SUCCESS PROGRAM COMPLETION: Defined as the percentage of high school Scholars who are required to participate in the Scholar Success Program who have completed all required Scholar Success Program activities during their respective cohort year.

ACADEMIC PERFORMANCE: Defined as the percentage of senior Scholars (class of 2015) who achieved a minimum GPA of 2.5 or higher

FAFSA COMPLETION: Defined as the percentage of high school senior Scholars (class of 2015) who filed the Free Application for Federal Student Aid (FAFSA) by the state deadline of March 10, 2015

Scholars.IN.gov



2014-2015 SCHOLAR OUTREACH SCORECARD

M S D OF NEW DURHAM TOWNSHIP

	Local Scholars	All Scholars
Student Enrollment Eligible students enrolled in the Scholars program by June 30th of their 8th grade year	18%	41%
ScholarTrack Registration Scholars who have a ScholarTrack account that records their completion of Scholar Success Program requirements	29%	49%
Scholar Success Program Completion Scholars completing all required Scholar Success Program activities for their grade level	24%	26%
Academic Performance Scholar earning at least the minimum cumulative 2.5 GPA required to earn the 21st Century Scholarship	73%	62%
FAFSA Completion Scholars filing the Free Application for Federal Student Aid (FAFSA) by March 10th of their high school senior year	82%	74%

N/A indicates that a value could not be calculated due to inapplicability of data, or because the denominator was zero.

STUDENT ENROLLMENT: Defined as the percentage of eligible 8th grade students who are enrolled in the Scholars program as a percentage of the total of 8th grade Free and Reduced Lunch Program population for the 2014-2015 academic year. Field may be listed as 'N/A' due to unavailability of Free and Reduced Lunch data. Similarly, enrollment may exceed 100% for schools in which the Scholar population exceeds that eighth grade free and reduced lunch population.

SCHOLARTRACK REGISTRATION: Defined as the percentage of high school Scholars who are required to participate in the Scholar Success Program (graduation classes of 2017, 2018, and 2019) who have registered for a ScholarTrack account.

SCHOLAR SUCCESS PROGRAM COMPLETION: Defined as the percentage of high school Scholars who are required to participate in the Scholar Success Program who have completed all required Scholar Success Program activities during their respective cohort year.

ACADEMIC PERFORMANCE: Defined as the percentage of senior Scholars (class of 2015) who achieved a minimum GPA of 2.5 or higher

FAFSA COMPLETION: Defined as the percentage of high school senior Scholars (class of 2015) who filed the Free Application for Federal Student Aid (FAFSA) by the state deadline of March 10, 2015

Scholars.IN.gov



A program of the Indiana Commission for Higher Education

2014-2015 SCHOLAR OUTREACH SCORECARD

M S D PIKE TOWNSHIP

	Local Scholars	All Scholars
Student Enrollment Eligible students enrolled in the Scholars program by June 30th of their 8th grade year	N/A	41%
ScholarTrack Registration Scholars who have a ScholarTrack account that records their completion of Scholar Success Program requirements	27%	49%
Scholar Success Program Completion Scholars completing all required Scholar Success Program activities for their grade level	11%	26%
Academic Performance Scholar earning at least the minimum cumulative 2.5 GPA required to earn the 21st Century Scholarship	51%	62%
FAFSA Completion Scholars filing the Free Application for Federal Student Aid (FAFSA) by March 10th of their high school senior year	82%	74%

N/A indicates that a value could not be calculated due to inapplicability of data, or because the denominator was zero.

STUDENT ENROLLMENT: Defined as the percentage of eligible 8th grade students who are enrolled in the Scholars program as a percentage of the total of 8th grade Free and Reduced Lunch Program population for the 2014-2015 academic year. Field may be listed as 'N/A' due to unavailability of Free and Reduced Lunch data. Similarly, enrollment may exceed 100% for schools in which the Scholar population exceeds that eighth grade free and reduced lunch population.

SCHOLARTRACK REGISTRATION: Defined as the percentage of high school Scholars who are required to participate in the Scholar Success Program (graduation classes of 2017, 2018, and 2019) who have registered for a ScholarTrack account.

SCHOLAR SUCCESS PROGRAM COMPLETION: Defined as the percentage of high school Scholars who are required to participate in the Scholar Success Program who have completed all required Scholar Success Program activities during their respective cohort year.

ACADEMIC PERFORMANCE: Defined as the percentage of senior Scholars (class of 2015) who achieved a minimum GPA of 2.5 or higher

FAFSA COMPLETION: Defined as the percentage of high school senior Scholars (class of 2015) who filed the Free Application for Federal Student Aid (FAFSA) by the state deadline of March 10, 2015


Scholars.IN.gov



A program of the Indiana Commission for Higher Education

2014-2015 SCHOLAR OUTREACH SCORECARD

M S D SHAKAMAK SCHOOLS



	Local Scholars	All Scholars
Student Enrollment Eligible students enrolled in the Scholars program by June 30th of their 8th grade year	62%	41%
ScholarTrack Registration Scholars who have a ScholarTrack account that records their completion of Scholar Success Program requirements	90%	49%
Scholar Success Program Completion Scholars completing all required Scholar Success Program activities for their grade level	62%	26%
Academic Performance Scholar earning at least the minimum cumulative 2.5 GPA required to earn the 21st Century Scholarship	52%	62%
FAFSA Completion Scholars filing the Free Application for Federal Student Aid (FAFSA) by March 10th of their high school senior year	76%	74%

N/A indicates that a value could not be calculated due to inapplicability of data, or because the denominator was zero.

STUDENT ENROLLMENT: Defined as the percentage of eligible 8th grade students who are enrolled in the Scholars program as a percentage of the total of 8th grade Free and Reduced Lunch Program population for the 2014-2015 academic year. Field may be listed as 'N/A' due to unavailability of Free and Reduced Lunch data. Similarly, enrollment may exceed 100% for schools in which the Scholar population exceeds that eighth grade free and reduced lunch population.

SCHOLARTRACK REGISTRATION: Defined as the percentage of high school Scholars who are required to participate in the Scholar Success Program (graduation classes of 2017, 2018, and 2019) who have registered for a ScholarTrack account.

SCHOLAR SUCCESS PROGRAM COMPLETION: Defined as the percentage of high school Scholars who are required to participate in the Scholar Success Program who have completed all required Scholar Success Program activities during their respective cohort year.

ACADEMIC PERFORMANCE: Defined as the percentage of senior Scholars (class of 2015) who achieved a minimum GPA of 2.5 or higher

FAFSA COMPLETION: Defined as the percentage of high school senior Scholars (class of 2015) who filed the Free Application for Federal Student Aid (FAFSA) by the state deadline of March 10, 2015

Scholars.IN.gov



A program of the Indiana Commission for Higher Education

2014-2015 SCHOLAR OUTREACH SCORECARD

M S D SOUTHWEST ALLEN COUNTY SCHLS

	Local Scholars	All Scholars
Student Enrollment Eligible students enrolled in the Scholars program by June 30th of their 8th grade year	N/A	41%
ScholarTrack Registration Scholars who have a ScholarTrack account that records their completion of Scholar Success Program requirements	49%	49%
Scholar Success Program Completion Scholars completing all required Scholar Success Program activities for their grade level	29%	26%
Academic Performance Scholar earning at least the minimum cumulative 2.5 GPA required to earn the 21st Century Scholarship	66%	62%
FAFSA Completion Scholars filing the Free Application for Federal Student Aid (FAFSA) by March 10th of their high school senior year	80%	74%

N/A indicates that a value could not be calculated due to inapplicability of data, or because the denominator was zero.

STUDENT ENROLLMENT: Defined as the percentage of eligible 8th grade students who are enrolled in the Scholars program as a percentage of the total of 8th grade Free and Reduced Lunch Program population for the 2014-2015 academic year. Field may be listed as 'N/A' due to unavailability of Free and Reduced Lunch data. Similarly, enrollment may exceed 100% for schools in which the Scholar population exceeds that eighth grade free and reduced lunch population.

SCHOLARTRACK REGISTRATION: Defined as the percentage of high school Scholars who are required to participate in the Scholar Success Program (graduation classes of 2017, 2018, and 2019) who have registered for a ScholarTrack account.

SCHOLAR SUCCESS PROGRAM COMPLETION: Defined as the percentage of high school Scholars who are required to participate in the Scholar Success Program who have completed all required Scholar Success Program activities during their respective cohort year.

ACADEMIC PERFORMANCE: Defined as the percentage of senior Scholars (class of 2015) who achieved a minimum GPA of 2.5 or higher

FAFSA COMPLETION: Defined as the percentage of high school senior Scholars (class of 2015) who filed the Free Application for Federal Student Aid (FAFSA) by the state deadline of March 10, 2015

Scholars.IN.gov



A program of the Indiana Commission for Higher Education

2014-2015 SCHOLAR OUTREACH SCORECARD

M S D STEUBEN COUNTY

	Local Scholars	All Scholars
Student Enrollment Eligible students enrolled in the Scholars program by June 30th of their 8th grade year	N/A	41%
ScholarTrack Registration Scholars who have a ScholarTrack account that records their completion of Scholar Success Program requirements	50%	49%
Scholar Success Program Completion Scholars completing all required Scholar Success Program activities for their grade level	22%	26%
Academic Performance Scholar earning at least the minimum cumulative 2.5 GPA required to earn the 21st Century Scholarship	62%	62%
FAFSA Completion Scholars filing the Free Application for Federal Student Aid (FAFSA) by March 10th of their high school senior year	77%	74%

N/A indicates that a value could not be calculated due to inapplicability of data, or because the denominator was zero.

STUDENT ENROLLMENT: Defined as the percentage of eligible 8th grade students who are enrolled in the Scholars program as a percentage of the total of 8th grade Free and Reduced Lunch Program population for the 2014-2015 academic year. Field may be listed as 'N/A' due to unavailability of Free and Reduced Lunch data. Similarly, enrollment may exceed 100% for schools in which the Scholar population exceeds that eighth grade free and reduced lunch population.

SCHOLARTRACK REGISTRATION: Defined as the percentage of high school Scholars who are required to participate in the Scholar Success Program (graduation classes of 2017, 2018, and 2019) who have registered for a ScholarTrack account.

SCHOLAR SUCCESS PROGRAM COMPLETION: Defined as the percentage of high school Scholars who are required to participate in the Scholar Success Program who have completed all required Scholar Success Program activities during their respective cohort year.

ACADEMIC PERFORMANCE: Defined as the percentage of senior Scholars (class of 2015) who achieved a minimum GPA of 2.5 or higher

FAFSA COMPLETION: Defined as the percentage of high school senior Scholars (class of 2015) who filed the Free Application for Federal Student Aid (FAFSA) by the state deadline of March 10, 2015

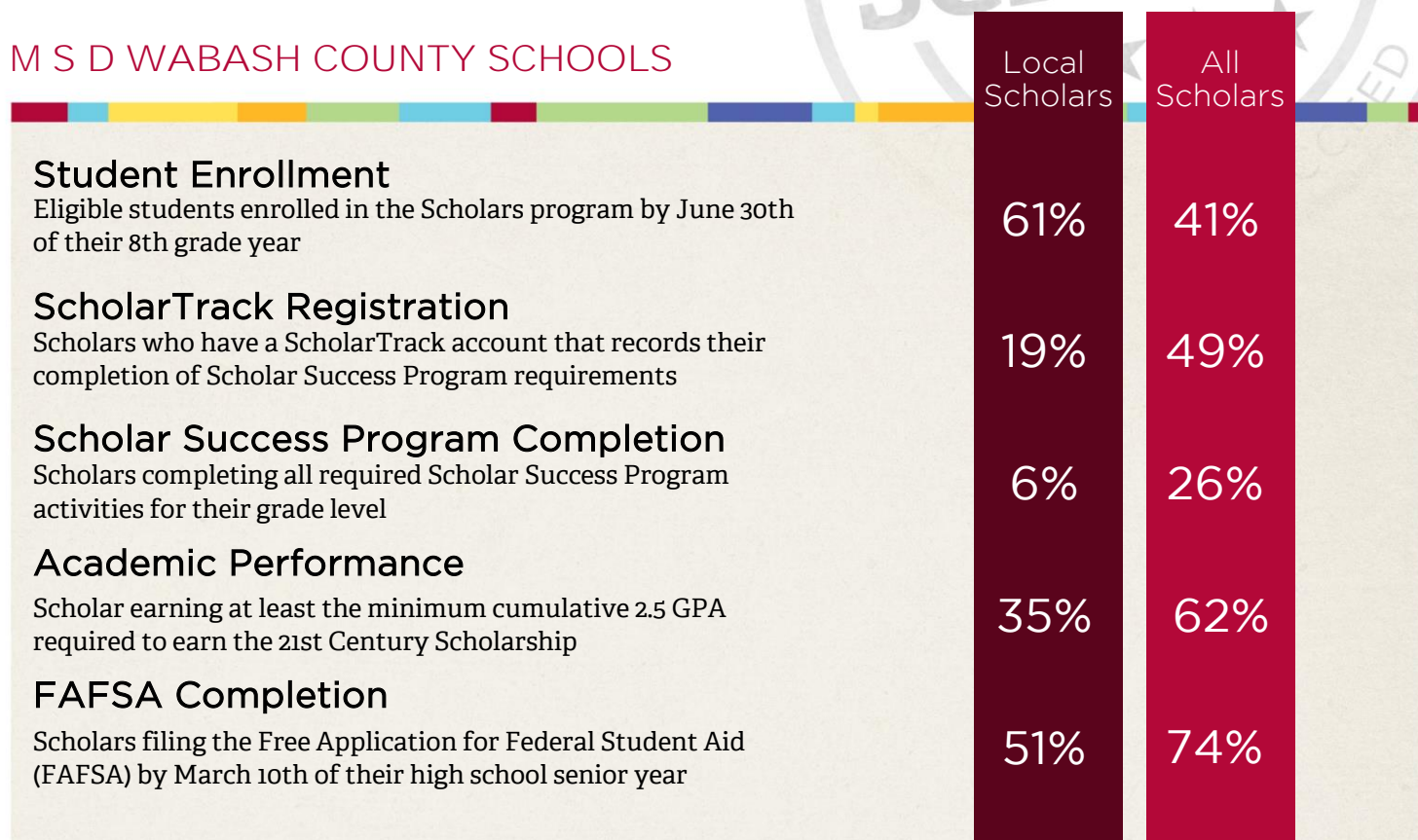
Scholars.IN.gov



A program of the Indiana Commission for Higher Education

2014-2015 SCHOLAR OUTREACH SCORECARD

M S D WABASH COUNTY SCHOOLS



N/A indicates that a value could not be calculated due to inapplicability of data, or because the denominator was zero.

STUDENT ENROLLMENT: Defined as the percentage of eligible 8th grade students who are enrolled in the Scholars program as a percentage of the total of 8th grade Free and Reduced Lunch Program population for the 2014-2015 academic year. Field may be listed as 'N/A' due to unavailability of Free and Reduced Lunch data. Similarly, enrollment may exceed 100% for schools in which the Scholar population exceeds that eighth grade free and reduced lunch population.

SCHOLARTRACK REGISTRATION: Defined as the percentage of high school Scholars who are required to participate in the Scholar Success Program (graduation classes of 2017, 2018, and 2019) who have registered for a ScholarTrack account.

SCHOLAR SUCCESS PROGRAM COMPLETION: Defined as the percentage of high school Scholars who are required to participate in the Scholar Success Program who have completed all required Scholar Success Program activities during their respective cohort year.

ACADEMIC PERFORMANCE: Defined as the percentage of senior Scholars (class of 2015) who achieved a minimum GPA of 2.5 or higher

FAFSA COMPLETION: Defined as the percentage of high school senior Scholars (class of 2015) who filed the Free Application for Federal Student Aid (FAFSA) by the state deadline of March 10, 2015

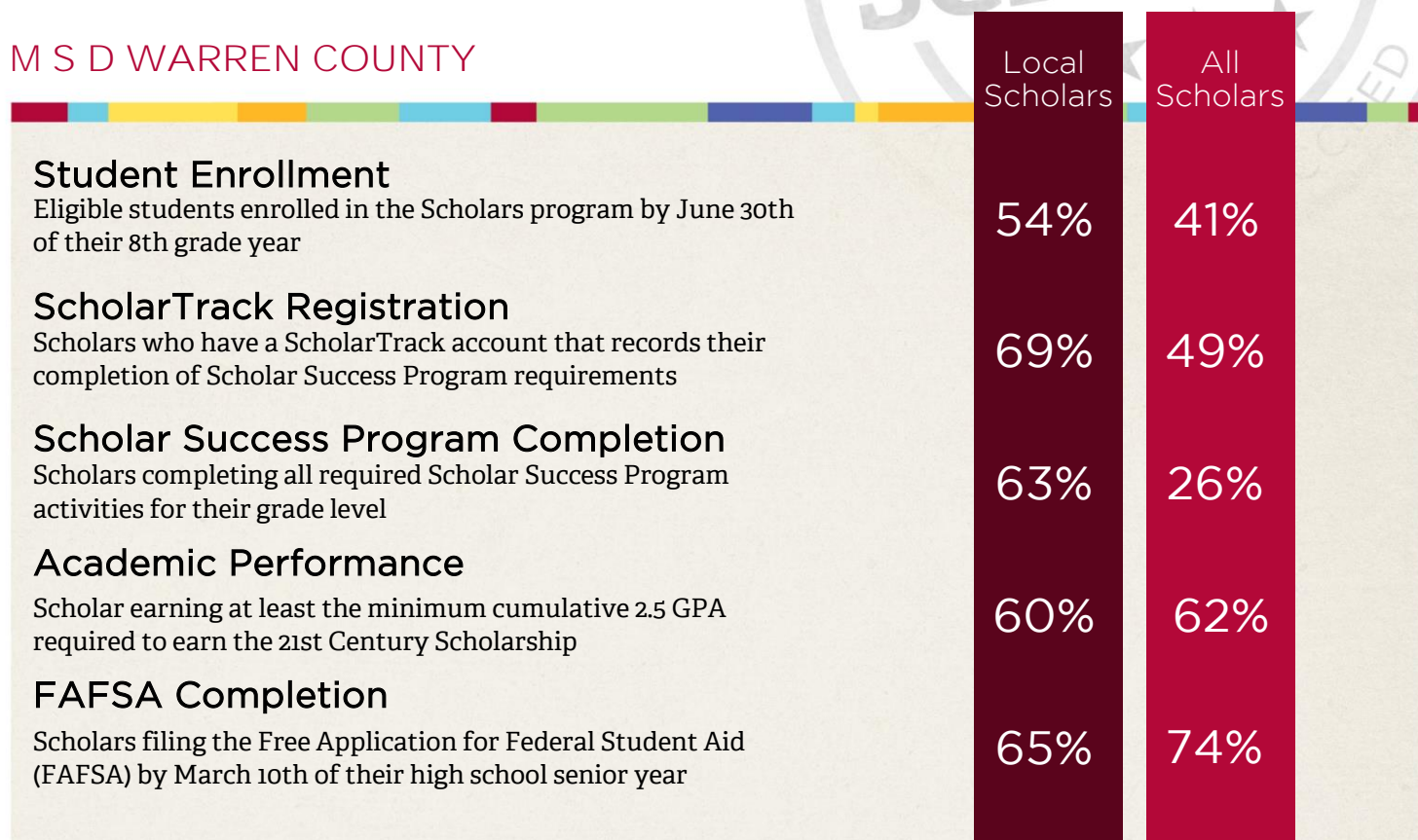
Scholars.IN.gov



A program of the Indiana Commission for Higher Education

2014-2015 SCHOLAR OUTREACH SCORECARD

M S D WARREN COUNTY



N/A indicates that a value could not be calculated due to inapplicability of data, or because the denominator was zero.

STUDENT ENROLLMENT: Defined as the percentage of eligible 8th grade students who are enrolled in the Scholars program as a percentage of the total of 8th grade Free and Reduced Lunch Program population for the 2014-2015 academic year. Field may be listed as 'N/A' due to unavailability of Free and Reduced Lunch data. Similarly, enrollment may exceed 100% for schools in which the Scholar population exceeds that eighth grade free and reduced lunch population.

SCHOLARTRACK REGISTRATION: Defined as the percentage of high school Scholars who are required to participate in the Scholar Success Program (graduation classes of 2017, 2018, and 2019) who have registered for a ScholarTrack account.

SCHOLAR SUCCESS PROGRAM COMPLETION: Defined as the percentage of high school Scholars who are required to participate in the Scholar Success Program who have completed all required Scholar Success Program activities during their respective cohort year.

ACADEMIC PERFORMANCE: Defined as the percentage of senior Scholars (class of 2015) who achieved a minimum GPA of 2.5 or higher

FAFSA COMPLETION: Defined as the percentage of high school senior Scholars (class of 2015) who filed the Free Application for Federal Student Aid (FAFSA) by the state deadline of March 10, 2015

Scholars.IN.gov



2014-2015 SCHOLAR OUTREACH SCORECARD

M S D WARREN TOWNSHIP

	Local Scholars	All Scholars
Student Enrollment Eligible students enrolled in the Scholars program by June 30th of their 8th grade year	N/A	41%
ScholarTrack Registration Scholars who have a ScholarTrack account that records their completion of Scholar Success Program requirements	34%	49%
Scholar Success Program Completion Scholars completing all required Scholar Success Program activities for their grade level	14%	26%
Academic Performance Scholar earning at least the minimum cumulative 2.5 GPA required to earn the 21st Century Scholarship	48%	62%
FAFSA Completion Scholars filing the Free Application for Federal Student Aid (FAFSA) by March 10th of their high school senior year	72%	74%

N/A indicates that a value could not be calculated due to inapplicability of data, or because the denominator was zero.

STUDENT ENROLLMENT: Defined as the percentage of eligible 8th grade students who are enrolled in the Scholars program as a percentage of the total of 8th grade Free and Reduced Lunch Program population for the 2014-2015 academic year. Field may be listed as 'N/A' due to unavailability of Free and Reduced Lunch data. Similarly, enrollment may exceed 100% for schools in which the Scholar population exceeds that eighth grade free and reduced lunch population.

SCHOLARTRACK REGISTRATION: Defined as the percentage of high school Scholars who are required to participate in the Scholar Success Program (graduation classes of 2017, 2018, and 2019) who have registered for a ScholarTrack account.

SCHOLAR SUCCESS PROGRAM COMPLETION: Defined as the percentage of high school Scholars who are required to participate in the Scholar Success Program who have completed all required Scholar Success Program activities during their respective cohort year.

ACADEMIC PERFORMANCE: Defined as the percentage of senior Scholars (class of 2015) who achieved a minimum GPA of 2.5 or higher

FAFSA COMPLETION: Defined as the percentage of high school senior Scholars (class of 2015) who filed the Free Application for Federal Student Aid (FAFSA) by the state deadline of March 10, 2015


Scholars.IN.gov



A program of the Indiana Commission for Higher Education

2014-2015 SCHOLAR OUTREACH SCORECARD

M S D WASHINGTON TOWNSHIP



	Local Scholars	All Scholars
Student Enrollment Eligible students enrolled in the Scholars program by June 30th of their 8th grade year	32%	41%
ScholarTrack Registration Scholars who have a ScholarTrack account that records their completion of Scholar Success Program requirements	25%	49%
Scholar Success Program Completion Scholars completing all required Scholar Success Program activities for their grade level	8%	26%
Academic Performance Scholar earning at least the minimum cumulative 2.5 GPA required to earn the 21st Century Scholarship	55%	62%
FAFSA Completion Scholars filing the Free Application for Federal Student Aid (FAFSA) by March 10th of their high school senior year	81%	74%

N/A indicates that a value could not be calculated due to inapplicability of data, or because the denominator was zero.

STUDENT ENROLLMENT: Defined as the percentage of eligible 8th grade students who are enrolled in the Scholars program as a percentage of the total of 8th grade Free and Reduced Lunch Program population for the 2014-2015 academic year. Field may be listed as 'N/A' due to unavailability of Free and Reduced Lunch data. Similarly, enrollment may exceed 100% for schools in which the Scholar population exceeds that eighth grade free and reduced lunch population.

SCHOLARTRACK REGISTRATION: Defined as the percentage of high school Scholars who are required to participate in the Scholar Success Program (graduation classes of 2017, 2018, and 2019) who have registered for a ScholarTrack account.

SCHOLAR SUCCESS PROGRAM COMPLETION: Defined as the percentage of high school Scholars who are required to participate in the Scholar Success Program who have completed all required Scholar Success Program activities during their respective cohort year.

ACADEMIC PERFORMANCE: Defined as the percentage of senior Scholars (class of 2015) who achieved a minimum GPA of 2.5 or higher

FAFSA COMPLETION: Defined as the percentage of high school senior Scholars (class of 2015) who filed the Free Application for Federal Student Aid (FAFSA) by the state deadline of March 10, 2015

Scholars.IN.gov



A program of the Indiana Commission for Higher Education

2014-2015 SCHOLAR OUTREACH SCORECARD

M S D WAYNE TOWNSHIP

	Local Scholars	All Scholars
Student Enrollment Eligible students enrolled in the Scholars program by June 30th of their 8th grade year	N/A	41%
ScholarTrack Registration Scholars who have a ScholarTrack account that records their completion of Scholar Success Program requirements	22%	49%
Scholar Success Program Completion Scholars completing all required Scholar Success Program activities for their grade level	11%	26%
Academic Performance Scholar earning at least the minimum cumulative 2.5 GPA required to earn the 21st Century Scholarship	68%	62%
FAFSA Completion Scholars filing the Free Application for Federal Student Aid (FAFSA) by March 10th of their high school senior year	76%	74%

N/A indicates that a value could not be calculated due to inapplicability of data, or because the denominator was zero.

STUDENT ENROLLMENT: Defined as the percentage of eligible 8th grade students who are enrolled in the Scholars program as a percentage of the total of 8th grade Free and Reduced Lunch Program population for the 2014-2015 academic year. Field may be listed as 'N/A' due to unavailability of Free and Reduced Lunch data. Similarly, enrollment may exceed 100% for schools in which the Scholar population exceeds that eighth grade free and reduced lunch population.

SCHOLARTRACK REGISTRATION: Defined as the percentage of high school Scholars who are required to participate in the Scholar Success Program (graduation classes of 2017, 2018, and 2019) who have registered for a ScholarTrack account.

SCHOLAR SUCCESS PROGRAM COMPLETION: Defined as the percentage of high school Scholars who are required to participate in the Scholar Success Program who have completed all required Scholar Success Program activities during their respective cohort year.

ACADEMIC PERFORMANCE: Defined as the percentage of senior Scholars (class of 2015) who achieved a minimum GPA of 2.5 or higher

FAFSA COMPLETION: Defined as the percentage of high school senior Scholars (class of 2015) who filed the Free Application for Federal Student Aid (FAFSA) by the state deadline of March 10, 2015

Scholars.IN.gov



2014-2015 SCHOLAR OUTREACH SCORECARD

MACONAQUAH SCHOOL CORP

	Local Scholars	All Scholars
Student Enrollment Eligible students enrolled in the Scholars program by June 30th of their 8th grade year	N/A	41%
ScholarTrack Registration Scholars who have a ScholarTrack account that records their completion of Scholar Success Program requirements	31%	49%
Scholar Success Program Completion Scholars completing all required Scholar Success Program activities for their grade level	14%	26%
Academic Performance Scholar earning at least the minimum cumulative 2.5 GPA required to earn the 21st Century Scholarship	55%	62%
FAFSA Completion Scholars filing the Free Application for Federal Student Aid (FAFSA) by March 10th of their high school senior year	64%	74%

N/A indicates that a value could not be calculated due to inapplicability of data, or because the denominator was zero.

STUDENT ENROLLMENT: Defined as the percentage of eligible 8th grade students who are enrolled in the Scholars program as a percentage of the total of 8th grade Free and Reduced Lunch Program population for the 2014-2015 academic year. Field may be listed as 'N/A' due to unavailability of Free and Reduced Lunch data. Similarly, enrollment may exceed 100% for schools in which the Scholar population exceeds that eighth grade free and reduced lunch population.

SCHOLARTRACK REGISTRATION: Defined as the percentage of high school Scholars who are required to participate in the Scholar Success Program (graduation classes of 2017, 2018, and 2019) who have registered for a ScholarTrack account.

SCHOLAR SUCCESS PROGRAM COMPLETION: Defined as the percentage of high school Scholars who are required to participate in the Scholar Success Program who have completed all required Scholar Success Program activities during their respective cohort year.

ACADEMIC PERFORMANCE: Defined as the percentage of senior Scholars (class of 2015) who achieved a minimum GPA of 2.5 or higher

FAFSA COMPLETION: Defined as the percentage of high school senior Scholars (class of 2015) who filed the Free Application for Federal Student Aid (FAFSA) by the state deadline of March 10, 2015

Scholars.IN.gov



A program of the Indiana Commission for Higher Education

2014-2015 SCHOLAR OUTREACH SCORECARD

MADISON CONSOLIDATED SCHOOLS

	Local Scholars	All Scholars
Student Enrollment Eligible students enrolled in the Scholars program by June 30th of their 8th grade year	N/A	41%
ScholarTrack Registration Scholars who have a ScholarTrack account that records their completion of Scholar Success Program requirements	47%	49%
Scholar Success Program Completion Scholars completing all required Scholar Success Program activities for their grade level	19%	26%
Academic Performance Scholar earning at least the minimum cumulative 2.5 GPA required to earn the 21st Century Scholarship	50%	62%
FAFSA Completion Scholars filing the Free Application for Federal Student Aid (FAFSA) by March 10th of their high school senior year	64%	74%

N/A indicates that a value could not be calculated due to inapplicability of data, or because the denominator was zero.

STUDENT ENROLLMENT: Defined as the percentage of eligible 8th grade students who are enrolled in the Scholars program as a percentage of the total of 8th grade Free and Reduced Lunch Program population for the 2014-2015 academic year. Field may be listed as 'N/A' due to unavailability of Free and Reduced Lunch data. Similarly, enrollment may exceed 100% for schools in which the Scholar population exceeds that eighth grade free and reduced lunch population.

SCHOLARTRACK REGISTRATION: Defined as the percentage of high school Scholars who are required to participate in the Scholar Success Program (graduation classes of 2017, 2018, and 2019) who have registered for a ScholarTrack account.

SCHOLAR SUCCESS PROGRAM COMPLETION: Defined as the percentage of high school Scholars who are required to participate in the Scholar Success Program who have completed all required Scholar Success Program activities during their respective cohort year.

ACADEMIC PERFORMANCE: Defined as the percentage of senior Scholars (class of 2015) who achieved a minimum GPA of 2.5 or higher

FAFSA COMPLETION: Defined as the percentage of high school senior Scholars (class of 2015) who filed the Free Application for Federal Student Aid (FAFSA) by the state deadline of March 10, 2015

Scholars.IN.gov



A program of the Indiana Commission for Higher Education

2014-2015 SCHOLAR OUTREACH SCORECARD

MADISON-GRANT UNITED SCH CORP

	Local Scholars	All Scholars
Student Enrollment Eligible students enrolled in the Scholars program by June 30th of their 8th grade year	N/A	41%
ScholarTrack Registration Scholars who have a ScholarTrack account that records their completion of Scholar Success Program requirements	66%	49%
Scholar Success Program Completion Scholars completing all required Scholar Success Program activities for their grade level	59%	26%
Academic Performance Scholar earning at least the minimum cumulative 2.5 GPA required to earn the 21st Century Scholarship	43%	62%
FAFSA Completion Scholars filing the Free Application for Federal Student Aid (FAFSA) by March 10th of their high school senior year	76%	74%

N/A indicates that a value could not be calculated due to inapplicability of data, or because the denominator was zero.

STUDENT ENROLLMENT: Defined as the percentage of eligible 8th grade students who are enrolled in the Scholars program as a percentage of the total of 8th grade Free and Reduced Lunch Program population for the 2014-2015 academic year. Field may be listed as 'N/A' due to unavailability of Free and Reduced Lunch data. Similarly, enrollment may exceed 100% for schools in which the Scholar population exceeds that eighth grade free and reduced lunch population.

SCHOLARTRACK REGISTRATION: Defined as the percentage of high school Scholars who are required to participate in the Scholar Success Program (graduation classes of 2017, 2018, and 2019) who have registered for a ScholarTrack account.

SCHOLAR SUCCESS PROGRAM COMPLETION: Defined as the percentage of high school Scholars who are required to participate in the Scholar Success Program who have completed all required Scholar Success Program activities during their respective cohort year.

ACADEMIC PERFORMANCE: Defined as the percentage of senior Scholars (class of 2015) who achieved a minimum GPA of 2.5 or higher

FAFSA COMPLETION: Defined as the percentage of high school senior Scholars (class of 2015) who filed the Free Application for Federal Student Aid (FAFSA) by the state deadline of March 10, 2015

Scholars.IN.gov



A program of the Indiana Commission for Higher Education

2014-2015 SCHOLAR OUTREACH SCORECARD

MANCHESTER COMMUNITY SCHOOLS

	Local Scholars	All Scholars
Student Enrollment Eligible students enrolled in the Scholars program by June 30th of their 8th grade year	11%	41%
ScholarTrack Registration Scholars who have a ScholarTrack account that records their completion of Scholar Success Program requirements	83%	49%
Scholar Success Program Completion Scholars completing all required Scholar Success Program activities for their grade level	80%	26%
Academic Performance Scholar earning at least the minimum cumulative 2.5 GPA required to earn the 21st Century Scholarship	52%	62%
FAFSA Completion Scholars filing the Free Application for Federal Student Aid (FAFSA) by March 10th of their high school senior year	81%	74%

N/A indicates that a value could not be calculated due to inapplicability of data, or because the denominator was zero.

STUDENT ENROLLMENT: Defined as the percentage of eligible 8th grade students who are enrolled in the Scholars program as a percentage of the total of 8th grade Free and Reduced Lunch Program population for the 2014-2015 academic year. Field may be listed as 'N/A' due to unavailability of Free and Reduced Lunch data. Similarly, enrollment may exceed 100% for schools in which the Scholar population exceeds that eighth grade free and reduced lunch population.

SCHOLARTRACK REGISTRATION: Defined as the percentage of high school Scholars who are required to participate in the Scholar Success Program (graduation classes of 2017, 2018, and 2019) who have registered for a ScholarTrack account.

SCHOLAR SUCCESS PROGRAM COMPLETION: Defined as the percentage of high school Scholars who are required to participate in the Scholar Success Program who have completed all required Scholar Success Program activities during their respective cohort year.

ACADEMIC PERFORMANCE: Defined as the percentage of senior Scholars (class of 2015) who achieved a minimum GPA of 2.5 or higher

FAFSA COMPLETION: Defined as the percentage of high school senior Scholars (class of 2015) who filed the Free Application for Federal Student Aid (FAFSA) by the state deadline of March 10, 2015

Scholars.IN.gov



A program of the Indiana Commission for Higher Education

2014-2015 SCHOLAR OUTREACH SCORECARD

MARION COMMUNITY SCHOOLS

	Local Scholars	All Scholars
Student Enrollment Eligible students enrolled in the Scholars program by June 30th of their 8th grade year	N/A	41%
ScholarTrack Registration Scholars who have a ScholarTrack account that records their completion of Scholar Success Program requirements	42%	49%
Scholar Success Program Completion Scholars completing all required Scholar Success Program activities for their grade level	27%	26%
Academic Performance Scholar earning at least the minimum cumulative 2.5 GPA required to earn the 21st Century Scholarship	59%	62%
FAFSA Completion Scholars filing the Free Application for Federal Student Aid (FAFSA) by March 10th of their high school senior year	69%	74%

N/A indicates that a value could not be calculated due to inapplicability of data, or because the denominator was zero.

STUDENT ENROLLMENT: Defined as the percentage of eligible 8th grade students who are enrolled in the Scholars program as a percentage of the total of 8th grade Free and Reduced Lunch Program population for the 2014-2015 academic year. Field may be listed as 'N/A' due to unavailability of Free and Reduced Lunch data. Similarly, enrollment may exceed 100% for schools in which the Scholar population exceeds that eighth grade free and reduced lunch population.

SCHOLARTRACK REGISTRATION: Defined as the percentage of high school Scholars who are required to participate in the Scholar Success Program (graduation classes of 2017, 2018, and 2019) who have registered for a ScholarTrack account.

SCHOLAR SUCCESS PROGRAM COMPLETION: Defined as the percentage of high school Scholars who are required to participate in the Scholar Success Program who have completed all required Scholar Success Program activities during their respective cohort year.

ACADEMIC PERFORMANCE: Defined as the percentage of senior Scholars (class of 2015) who achieved a minimum GPA of 2.5 or higher

FAFSA COMPLETION: Defined as the percentage of high school senior Scholars (class of 2015) who filed the Free Application for Federal Student Aid (FAFSA) by the state deadline of March 10, 2015

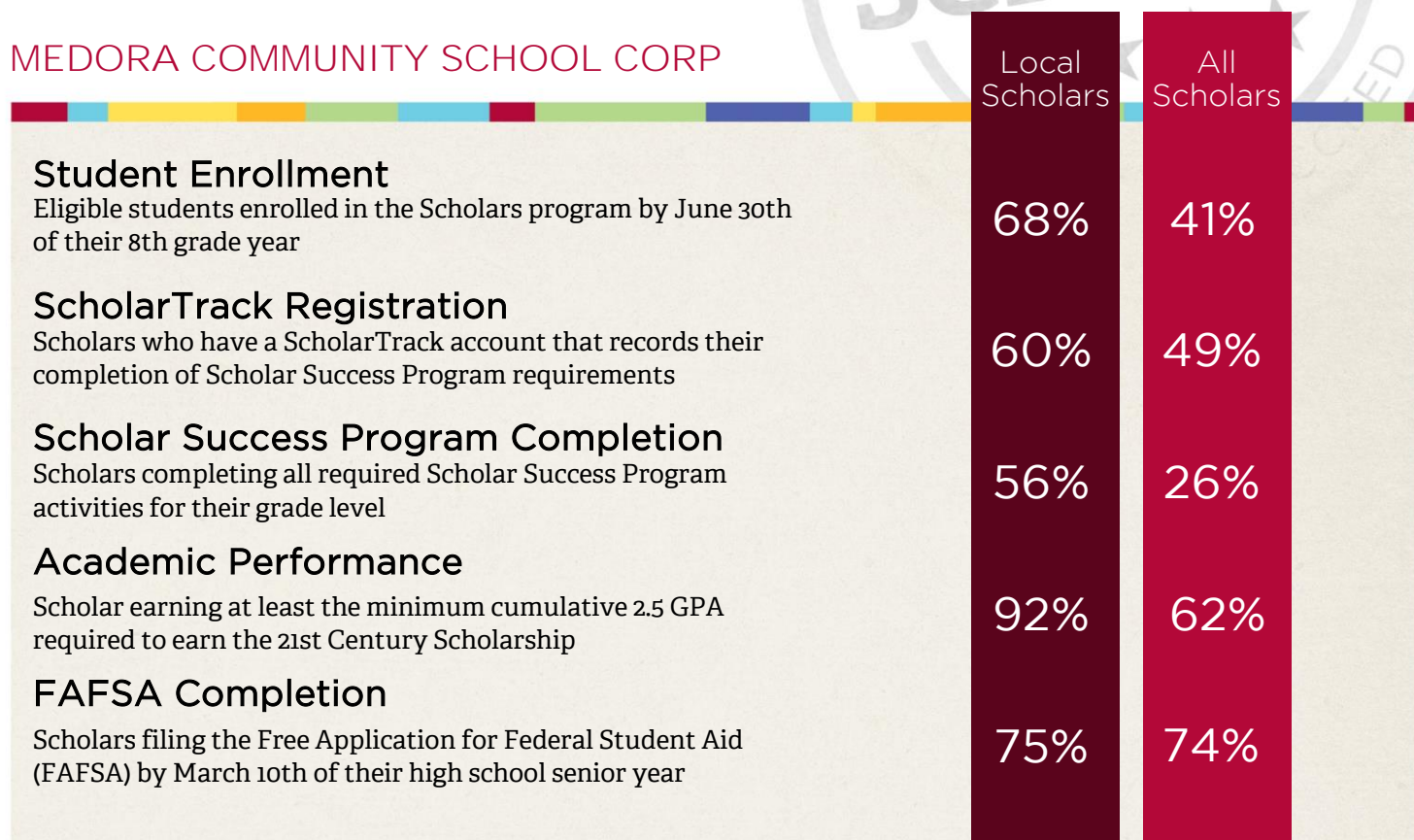
Scholars.IN.gov



A program of the Indiana Commission for Higher Education

2014-2015 SCHOLAR OUTREACH SCORECARD

MEDORA COMMUNITY SCHOOL CORP



N/A indicates that a value could not be calculated due to inapplicability of data, or because the denominator was zero.

STUDENT ENROLLMENT: Defined as the percentage of eligible 8th grade students who are enrolled in the Scholars program as a percentage of the total of 8th grade Free and Reduced Lunch Program population for the 2014-2015 academic year. Field may be listed as 'N/A' due to unavailability of Free and Reduced Lunch data. Similarly, enrollment may exceed 100% for schools in which the Scholar population exceeds that eighth grade free and reduced lunch population.

SCHOLARTRACK REGISTRATION: Defined as the percentage of high school Scholars who are required to participate in the Scholar Success Program (graduation classes of 2017, 2018, and 2019) who have registered for a ScholarTrack account.

SCHOLAR SUCCESS PROGRAM COMPLETION: Defined as the percentage of high school Scholars who are required to participate in the Scholar Success Program who have completed all required Scholar Success Program activities during their respective cohort year.

ACADEMIC PERFORMANCE: Defined as the percentage of senior Scholars (class of 2015) who achieved a minimum GPA of 2.5 or higher

FAFSA COMPLETION: Defined as the percentage of high school senior Scholars (class of 2015) who filed the Free Application for Federal Student Aid (FAFSA) by the state deadline of March 10, 2015

Scholars.IN.gov



A program of the Indiana Commission for Higher Education

2014-2015 SCHOLAR OUTREACH SCORECARD

MERRILLVILLE COMMUNITY SCHOOL

	Local Scholars	All Scholars
Student Enrollment Eligible students enrolled in the Scholars program by June 30th of their 8th grade year	N/A	41%
ScholarTrack Registration Scholars who have a ScholarTrack account that records their completion of Scholar Success Program requirements	63%	49%
Scholar Success Program Completion Scholars completing all required Scholar Success Program activities for their grade level	58%	26%
Academic Performance Scholar earning at least the minimum cumulative 2.5 GPA required to earn the 21st Century Scholarship	56%	62%
FAFSA Completion Scholars filing the Free Application for Federal Student Aid (FAFSA) by March 10th of their high school senior year	80%	74%

N/A indicates that a value could not be calculated due to inapplicability of data, or because the denominator was zero.

STUDENT ENROLLMENT: Defined as the percentage of eligible 8th grade students who are enrolled in the Scholars program as a percentage of the total of 8th grade Free and Reduced Lunch Program population for the 2014-2015 academic year. Field may be listed as 'N/A' due to unavailability of Free and Reduced Lunch data. Similarly, enrollment may exceed 100% for schools in which the Scholar population exceeds that eighth grade free and reduced lunch population.

SCHOLARTRACK REGISTRATION: Defined as the percentage of high school Scholars who are required to participate in the Scholar Success Program (graduation classes of 2017, 2018, and 2019) who have registered for a ScholarTrack account.

SCHOLAR SUCCESS PROGRAM COMPLETION: Defined as the percentage of high school Scholars who are required to participate in the Scholar Success Program who have completed all required Scholar Success Program activities during their respective cohort year.

ACADEMIC PERFORMANCE: Defined as the percentage of senior Scholars (class of 2015) who achieved a minimum GPA of 2.5 or higher

FAFSA COMPLETION: Defined as the percentage of high school senior Scholars (class of 2015) who filed the Free Application for Federal Student Aid (FAFSA) by the state deadline of March 10, 2015

Scholars.IN.gov



A program of the Indiana Commission for Higher Education

2014-2015 SCHOLAR OUTREACH SCORECARD

MICHIGAN CITY AREA SCHOOLS

	Local Scholars	All Scholars
Student Enrollment Eligible students enrolled in the Scholars program by June 30th of their 8th grade year	N/A	41%
ScholarTrack Registration Scholars who have a ScholarTrack account that records their completion of Scholar Success Program requirements	71%	49%
Scholar Success Program Completion Scholars completing all required Scholar Success Program activities for their grade level	58%	26%
Academic Performance Scholar earning at least the minimum cumulative 2.5 GPA required to earn the 21st Century Scholarship	69%	62%
FAFSA Completion Scholars filing the Free Application for Federal Student Aid (FAFSA) by March 10th of their high school senior year	81%	74%

N/A indicates that a value could not be calculated due to inapplicability of data, or because the denominator was zero.

STUDENT ENROLLMENT: Defined as the percentage of eligible 8th grade students who are enrolled in the Scholars program as a percentage of the total of 8th grade Free and Reduced Lunch Program population for the 2014-2015 academic year. Field may be listed as 'N/A' due to unavailability of Free and Reduced Lunch data. Similarly, enrollment may exceed 100% for schools in which the Scholar population exceeds that eighth grade free and reduced lunch population.

SCHOLARTRACK REGISTRATION: Defined as the percentage of high school Scholars who are required to participate in the Scholar Success Program (graduation classes of 2017, 2018, and 2019) who have registered for a ScholarTrack account.

SCHOLAR SUCCESS PROGRAM COMPLETION: Defined as the percentage of high school Scholars who are required to participate in the Scholar Success Program who have completed all required Scholar Success Program activities during their respective cohort year.

ACADEMIC PERFORMANCE: Defined as the percentage of senior Scholars (class of 2015) who achieved a minimum GPA of 2.5 or higher

FAFSA COMPLETION: Defined as the percentage of high school senior Scholars (class of 2015) who filed the Free Application for Federal Student Aid (FAFSA) by the state deadline of March 10, 2015

Scholars.IN.gov



A program of the Indiana Commission for Higher Education

2014-2015 SCHOLAR OUTREACH SCORECARD

MIDDLEBURY COMMUNITY SCHOOLS

	Local Scholars	All Scholars
Student Enrollment Eligible students enrolled in the Scholars program by June 30th of their 8th grade year	31%	41%
ScholarTrack Registration Scholars who have a ScholarTrack account that records their completion of Scholar Success Program requirements	48%	49%
Scholar Success Program Completion Scholars completing all required Scholar Success Program activities for their grade level	23%	26%
Academic Performance Scholar earning at least the minimum cumulative 2.5 GPA required to earn the 21st Century Scholarship	61%	62%
FAFSA Completion Scholars filing the Free Application for Federal Student Aid (FAFSA) by March 10th of their high school senior year	66%	74%

N/A indicates that a value could not be calculated due to inapplicability of data, or because the denominator was zero.

STUDENT ENROLLMENT: Defined as the percentage of eligible 8th grade students who are enrolled in the Scholars program as a percentage of the total of 8th grade Free and Reduced Lunch Program population for the 2014-2015 academic year. Field may be listed as 'N/A' due to unavailability of Free and Reduced Lunch data. Similarly, enrollment may exceed 100% for schools in which the Scholar population exceeds that eighth grade free and reduced lunch population.

SCHOLARTRACK REGISTRATION: Defined as the percentage of high school Scholars who are required to participate in the Scholar Success Program (graduation classes of 2017, 2018, and 2019) who have registered for a ScholarTrack account.

SCHOLAR SUCCESS PROGRAM COMPLETION: Defined as the percentage of high school Scholars who are required to participate in the Scholar Success Program who have completed all required Scholar Success Program activities during their respective cohort year.

ACADEMIC PERFORMANCE: Defined as the percentage of senior Scholars (class of 2015) who achieved a minimum GPA of 2.5 or higher

FAFSA COMPLETION: Defined as the percentage of high school senior Scholars (class of 2015) who filed the Free Application for Federal Student Aid (FAFSA) by the state deadline of March 10, 2015

Scholars.IN.gov



A program of the Indiana Commission for Higher Education

2014-2015 SCHOLAR OUTREACH SCORECARD

MILAN COMMUNITY SCHOOLS

	Local Scholars	All Scholars
Student Enrollment Eligible students enrolled in the Scholars program by June 30th of their 8th grade year	N/A	41%
ScholarTrack Registration Scholars who have a ScholarTrack account that records their completion of Scholar Success Program requirements	25%	49%
Scholar Success Program Completion Scholars completing all required Scholar Success Program activities for their grade level	11%	26%
Academic Performance Scholar earning at least the minimum cumulative 2.5 GPA required to earn the 21st Century Scholarship	63%	62%
FAFSA Completion Scholars filing the Free Application for Federal Student Aid (FAFSA) by March 10th of their high school senior year	53%	74%

N/A indicates that a value could not be calculated due to inapplicability of data, or because the denominator was zero.

STUDENT ENROLLMENT: Defined as the percentage of eligible 8th grade students who are enrolled in the Scholars program as a percentage of the total of 8th grade Free and Reduced Lunch Program population for the 2014-2015 academic year. Field may be listed as 'N/A' due to unavailability of Free and Reduced Lunch data. Similarly, enrollment may exceed 100% for schools in which the Scholar population exceeds that eighth grade free and reduced lunch population.

SCHOLARTRACK REGISTRATION: Defined as the percentage of high school Scholars who are required to participate in the Scholar Success Program (graduation classes of 2017, 2018, and 2019) who have registered for a ScholarTrack account.

SCHOLAR SUCCESS PROGRAM COMPLETION: Defined as the percentage of high school Scholars who are required to participate in the Scholar Success Program who have completed all required Scholar Success Program activities during their respective cohort year.

ACADEMIC PERFORMANCE: Defined as the percentage of senior Scholars (class of 2015) who achieved a minimum GPA of 2.5 or higher

FAFSA COMPLETION: Defined as the percentage of high school senior Scholars (class of 2015) who filed the Free Application for Federal Student Aid (FAFSA) by the state deadline of March 10, 2015

Scholars.IN.gov



A program of the Indiana Commission for Higher Education

2014-2015 SCHOLAR OUTREACH SCORECARD

MILL CREEK COMMUNITY SCH CORP

	Local Scholars	All Scholars
Student Enrollment Eligible students enrolled in the Scholars program by June 30th of their 8th grade year	26%	41%
ScholarTrack Registration Scholars who have a ScholarTrack account that records their completion of Scholar Success Program requirements	74%	49%
Scholar Success Program Completion Scholars completing all required Scholar Success Program activities for their grade level	32%	26%
Academic Performance Scholar earning at least the minimum cumulative 2.5 GPA required to earn the 21st Century Scholarship	63%	62%
FAFSA Completion Scholars filing the Free Application for Federal Student Aid (FAFSA) by March 10th of their high school senior year	71%	74%

N/A indicates that a value could not be calculated due to inapplicability of data, or because the denominator was zero.

STUDENT ENROLLMENT: Defined as the percentage of eligible 8th grade students who are enrolled in the Scholars program as a percentage of the total of 8th grade Free and Reduced Lunch Program population for the 2014-2015 academic year. Field may be listed as 'N/A' due to unavailability of Free and Reduced Lunch data. Similarly, enrollment may exceed 100% for schools in which the Scholar population exceeds that eighth grade free and reduced lunch population.

SCHOLARTRACK REGISTRATION: Defined as the percentage of high school Scholars who are required to participate in the Scholar Success Program (graduation classes of 2017, 2018, and 2019) who have registered for a ScholarTrack account.

SCHOLAR SUCCESS PROGRAM COMPLETION: Defined as the percentage of high school Scholars who are required to participate in the Scholar Success Program who have completed all required Scholar Success Program activities during their respective cohort year.

ACADEMIC PERFORMANCE: Defined as the percentage of senior Scholars (class of 2015) who achieved a minimum GPA of 2.5 or higher

FAFSA COMPLETION: Defined as the percentage of high school senior Scholars (class of 2015) who filed the Free Application for Federal Student Aid (FAFSA) by the state deadline of March 10, 2015

Scholars.IN.gov



A program of the Indiana Commission for Higher Education

2014-2015 SCHOLAR OUTREACH SCORECARD

MISSISSINEWA COMMUNITY SCHOOL CORP

	Local Scholars	All Scholars
Student Enrollment Eligible students enrolled in the Scholars program by June 30th of their 8th grade year	N/A	41%
ScholarTrack Registration Scholars who have a ScholarTrack account that records their completion of Scholar Success Program requirements	53%	49%
Scholar Success Program Completion Scholars completing all required Scholar Success Program activities for their grade level	27%	26%
Academic Performance Scholar earning at least the minimum cumulative 2.5 GPA required to earn the 21st Century Scholarship	65%	62%
FAFSA Completion Scholars filing the Free Application for Federal Student Aid (FAFSA) by March 10th of their high school senior year	65%	74%

N/A indicates that a value could not be calculated due to inapplicability of data, or because the denominator was zero.

STUDENT ENROLLMENT: Defined as the percentage of eligible 8th grade students who are enrolled in the Scholars program as a percentage of the total of 8th grade Free and Reduced Lunch Program population for the 2014-2015 academic year. Field may be listed as 'N/A' due to unavailability of Free and Reduced Lunch data. Similarly, enrollment may exceed 100% for schools in which the Scholar population exceeds that eighth grade free and reduced lunch population.

SCHOLARTRACK REGISTRATION: Defined as the percentage of high school Scholars who are required to participate in the Scholar Success Program (graduation classes of 2017, 2018, and 2019) who have registered for a ScholarTrack account.

SCHOLAR SUCCESS PROGRAM COMPLETION: Defined as the percentage of high school Scholars who are required to participate in the Scholar Success Program who have completed all required Scholar Success Program activities during their respective cohort year.

ACADEMIC PERFORMANCE: Defined as the percentage of senior Scholars (class of 2015) who achieved a minimum GPA of 2.5 or higher

FAFSA COMPLETION: Defined as the percentage of high school senior Scholars (class of 2015) who filed the Free Application for Federal Student Aid (FAFSA) by the state deadline of March 10, 2015

Scholars.IN.gov



A program of the Indiana Commission for Higher Education

2014-2015 SCHOLAR OUTREACH SCORECARD

MITCHELL COMMUNITY SCHOOLS

	Local Scholars	All Scholars
Student Enrollment Eligible students enrolled in the Scholars program by June 30th of their 8th grade year	40%	41%
ScholarTrack Registration Scholars who have a ScholarTrack account that records their completion of Scholar Success Program requirements	47%	49%
Scholar Success Program Completion Scholars completing all required Scholar Success Program activities for their grade level	21%	26%
Academic Performance Scholar earning at least the minimum cumulative 2.5 GPA required to earn the 21st Century Scholarship	66%	62%
FAFSA Completion Scholars filing the Free Application for Federal Student Aid (FAFSA) by March 10th of their high school senior year	79%	74%

N/A indicates that a value could not be calculated due to inapplicability of data, or because the denominator was zero.

STUDENT ENROLLMENT: Defined as the percentage of eligible 8th grade students who are enrolled in the Scholars program as a percentage of the total of 8th grade Free and Reduced Lunch Program population for the 2014-2015 academic year. Field may be listed as 'N/A' due to unavailability of Free and Reduced Lunch data. Similarly, enrollment may exceed 100% for schools in which the Scholar population exceeds that eighth grade free and reduced lunch population.

SCHOLARTRACK REGISTRATION: Defined as the percentage of high school Scholars who are required to participate in the Scholar Success Program (graduation classes of 2017, 2018, and 2019) who have registered for a ScholarTrack account.

SCHOLAR SUCCESS PROGRAM COMPLETION: Defined as the percentage of high school Scholars who are required to participate in the Scholar Success Program who have completed all required Scholar Success Program activities during their respective cohort year.

ACADEMIC PERFORMANCE: Defined as the percentage of senior Scholars (class of 2015) who achieved a minimum GPA of 2.5 or higher

FAFSA COMPLETION: Defined as the percentage of high school senior Scholars (class of 2015) who filed the Free Application for Federal Student Aid (FAFSA) by the state deadline of March 10, 2015

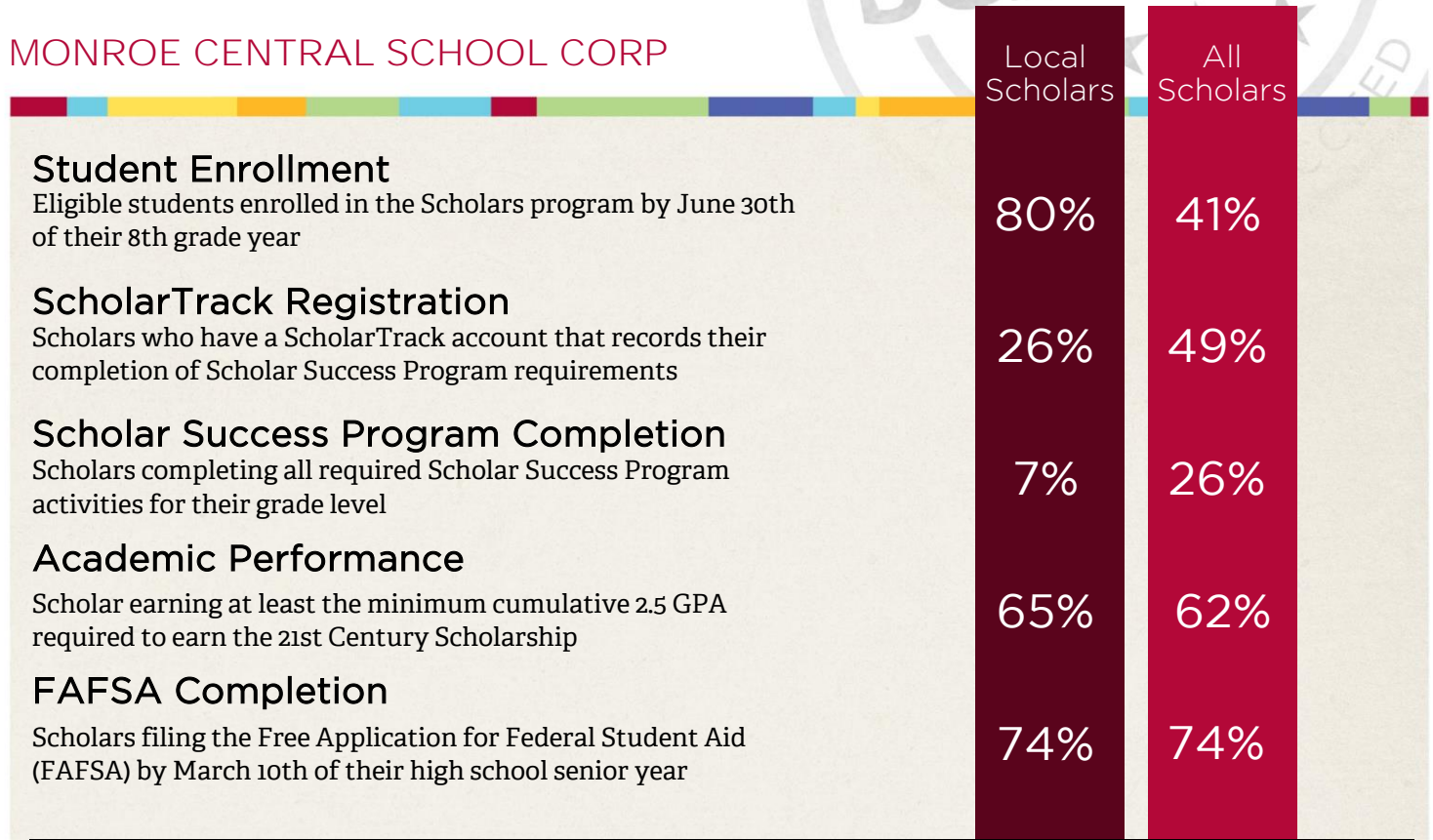
Scholars.IN.gov



A program of the Indiana Commission for Higher Education

2014-2015 SCHOLAR OUTREACH SCORECARD

MONROE CENTRAL SCHOOL CORP



N/A indicates that a value could not be calculated due to inapplicability of data, or because the denominator was zero.

STUDENT ENROLLMENT: Defined as the percentage of eligible 8th grade students who are enrolled in the Scholars program as a percentage of the total of 8th grade Free and Reduced Lunch Program population for the 2014-2015 academic year. Field may be listed as 'N/A' due to unavailability of Free and Reduced Lunch data. Similarly, enrollment may exceed 100% for schools in which the Scholar population exceeds that eighth grade free and reduced lunch population.

SCHOLARTRACK REGISTRATION: Defined as the percentage of high school Scholars who are required to participate in the Scholar Success Program (graduation classes of 2017, 2018, and 2019) who have registered for a ScholarTrack account.

SCHOLAR SUCCESS PROGRAM COMPLETION: Defined as the percentage of high school Scholars who are required to participate in the Scholar Success Program who have completed all required Scholar Success Program activities during their respective cohort year.

ACADEMIC PERFORMANCE: Defined as the percentage of senior Scholars (class of 2015) who achieved a minimum GPA of 2.5 or higher

FAFSA COMPLETION: Defined as the percentage of high school senior Scholars (class of 2015) who filed the Free Application for Federal Student Aid (FAFSA) by the state deadline of March 10, 2015

Scholars.IN.gov



A program of the Indiana Commission for Higher Education

2014-2015 SCHOLAR OUTREACH SCORECARD

MONROE COUNTY COM SCH CORP

	Local Scholars	All Scholars
Student Enrollment Eligible students enrolled in the Scholars program by June 30th of their 8th grade year	N/A	41%
ScholarTrack Registration Scholars who have a ScholarTrack account that records their completion of Scholar Success Program requirements	37%	49%
Scholar Success Program Completion Scholars completing all required Scholar Success Program activities for their grade level	16%	26%
Academic Performance Scholar earning at least the minimum cumulative 2.5 GPA required to earn the 21st Century Scholarship	73%	62%
FAFSA Completion Scholars filing the Free Application for Federal Student Aid (FAFSA) by March 10th of their high school senior year	84%	74%

N/A indicates that a value could not be calculated due to inapplicability of data, or because the denominator was zero.

STUDENT ENROLLMENT: Defined as the percentage of eligible 8th grade students who are enrolled in the Scholars program as a percentage of the total of 8th grade Free and Reduced Lunch Program population for the 2014-2015 academic year. Field may be listed as 'N/A' due to unavailability of Free and Reduced Lunch data. Similarly, enrollment may exceed 100% for schools in which the Scholar population exceeds that eighth grade free and reduced lunch population.

SCHOLARTRACK REGISTRATION: Defined as the percentage of high school Scholars who are required to participate in the Scholar Success Program (graduation classes of 2017, 2018, and 2019) who have registered for a ScholarTrack account.

SCHOLAR SUCCESS PROGRAM COMPLETION: Defined as the percentage of high school Scholars who are required to participate in the Scholar Success Program who have completed all required Scholar Success Program activities during their respective cohort year.

ACADEMIC PERFORMANCE: Defined as the percentage of senior Scholars (class of 2015) who achieved a minimum GPA of 2.5 or higher

FAFSA COMPLETION: Defined as the percentage of high school senior Scholars (class of 2015) who filed the Free Application for Federal Student Aid (FAFSA) by the state deadline of March 10, 2015

Scholars.IN.gov



A program of the Indiana Commission for Higher Education

2014-2015 SCHOLAR OUTREACH SCORECARD

MONROE-GREGG SCHOOL DISTRICT

	Local Scholars	All Scholars
Student Enrollment Eligible students enrolled in the Scholars program by June 30th of their 8th grade year	15%	41%
ScholarTrack Registration Scholars who have a ScholarTrack account that records their completion of Scholar Success Program requirements	65%	49%
Scholar Success Program Completion Scholars completing all required Scholar Success Program activities for their grade level	35%	26%
Academic Performance Scholar earning at least the minimum cumulative 2.5 GPA required to earn the 21st Century Scholarship	62%	62%
FAFSA Completion Scholars filing the Free Application for Federal Student Aid (FAFSA) by March 10th of their high school senior year	62%	74%

N/A indicates that a value could not be calculated due to inapplicability of data, or because the denominator was zero.

STUDENT ENROLLMENT: Defined as the percentage of eligible 8th grade students who are enrolled in the Scholars program as a percentage of the total of 8th grade Free and Reduced Lunch Program population for the 2014-2015 academic year. Field may be listed as 'N/A' due to unavailability of Free and Reduced Lunch data. Similarly, enrollment may exceed 100% for schools in which the Scholar population exceeds that eighth grade free and reduced lunch population.

SCHOLARTRACK REGISTRATION: Defined as the percentage of high school Scholars who are required to participate in the Scholar Success Program (graduation classes of 2017, 2018, and 2019) who have registered for a ScholarTrack account.

SCHOLAR SUCCESS PROGRAM COMPLETION: Defined as the percentage of high school Scholars who are required to participate in the Scholar Success Program who have completed all required Scholar Success Program activities during their respective cohort year.

ACADEMIC PERFORMANCE: Defined as the percentage of senior Scholars (class of 2015) who achieved a minimum GPA of 2.5 or higher

FAFSA COMPLETION: Defined as the percentage of high school senior Scholars (class of 2015) who filed the Free Application for Federal Student Aid (FAFSA) by the state deadline of March 10, 2015

Scholars.IN.gov



A program of the Indiana Commission for Higher Education

2014-2015 SCHOLAR OUTREACH SCORECARD

MONUMENT LIGHTHOUSE CHARTER SCHOOL

	Local Scholars	All Scholars
Student Enrollment Eligible students enrolled in the Scholars program by June 30th of their 8th grade year	N/A	41%
ScholarTrack Registration Scholars who have a ScholarTrack account that records their completion of Scholar Success Program requirements	N/A	49%
Scholar Success Program Completion Scholars completing all required Scholar Success Program activities for their grade level	N/A	26%
Academic Performance Scholar earning at least the minimum cumulative 2.5 GPA required to earn the 21st Century Scholarship	N/A	62%
FAFSA Completion Scholars filing the Free Application for Federal Student Aid (FAFSA) by March 10th of their high school senior year	N/A	74%

N/A indicates that a value could not be calculated due to inapplicability of data, or because the denominator was zero.

STUDENT ENROLLMENT: Defined as the percentage of eligible 8th grade students who are enrolled in the Scholars program as a percentage of the total of 8th grade Free and Reduced Lunch Program population for the 2014-2015 academic year. Field may be listed as 'N/A' due to unavailability of Free and Reduced Lunch data. Similarly, enrollment may exceed 100% for schools in which the Scholar population exceeds that eighth grade free and reduced lunch population.

SCHOLARTRACK REGISTRATION: Defined as the percentage of high school Scholars who are required to participate in the Scholar Success Program (graduation classes of 2017, 2018, and 2019) who have registered for a ScholarTrack account.

SCHOLAR SUCCESS PROGRAM COMPLETION: Defined as the percentage of high school Scholars who are required to participate in the Scholar Success Program who have completed all required Scholar Success Program activities during their respective cohort year.

ACADEMIC PERFORMANCE: Defined as the percentage of senior Scholars (class of 2015) who achieved a minimum GPA of 2.5 or higher

FAFSA COMPLETION: Defined as the percentage of high school senior Scholars (class of 2015) who filed the Free Application for Federal Student Aid (FAFSA) by the state deadline of March 10, 2015

Scholars.IN.gov



A program of the Indiana Commission for Higher Education

2014-2015 SCHOLAR OUTREACH SCORECARD

MOORESVILLE CON SCHOOL CORP

	Local Scholars	All Scholars
Student Enrollment Eligible students enrolled in the Scholars program by June 30th of their 8th grade year	N/A	41%
ScholarTrack Registration Scholars who have a ScholarTrack account that records their completion of Scholar Success Program requirements	75%	49%
Scholar Success Program Completion Scholars completing all required Scholar Success Program activities for their grade level	50%	26%
Academic Performance Scholar earning at least the minimum cumulative 2.5 GPA required to earn the 21st Century Scholarship	54%	62%
FAFSA Completion Scholars filing the Free Application for Federal Student Aid (FAFSA) by March 10th of their high school senior year	70%	74%

N/A indicates that a value could not be calculated due to inapplicability of data, or because the denominator was zero.

STUDENT ENROLLMENT: Defined as the percentage of eligible 8th grade students who are enrolled in the Scholars program as a percentage of the total of 8th grade Free and Reduced Lunch Program population for the 2014-2015 academic year. Field may be listed as 'N/A' due to unavailability of Free and Reduced Lunch data. Similarly, enrollment may exceed 100% for schools in which the Scholar population exceeds that eighth grade free and reduced lunch population.

SCHOLARTRACK REGISTRATION: Defined as the percentage of high school Scholars who are required to participate in the Scholar Success Program (graduation classes of 2017, 2018, and 2019) who have registered for a ScholarTrack account.

SCHOLAR SUCCESS PROGRAM COMPLETION: Defined as the percentage of high school Scholars who are required to participate in the Scholar Success Program who have completed all required Scholar Success Program activities during their respective cohort year.

ACADEMIC PERFORMANCE: Defined as the percentage of senior Scholars (class of 2015) who achieved a minimum GPA of 2.5 or higher

FAFSA COMPLETION: Defined as the percentage of high school senior Scholars (class of 2015) who filed the Free Application for Federal Student Aid (FAFSA) by the state deadline of March 10, 2015

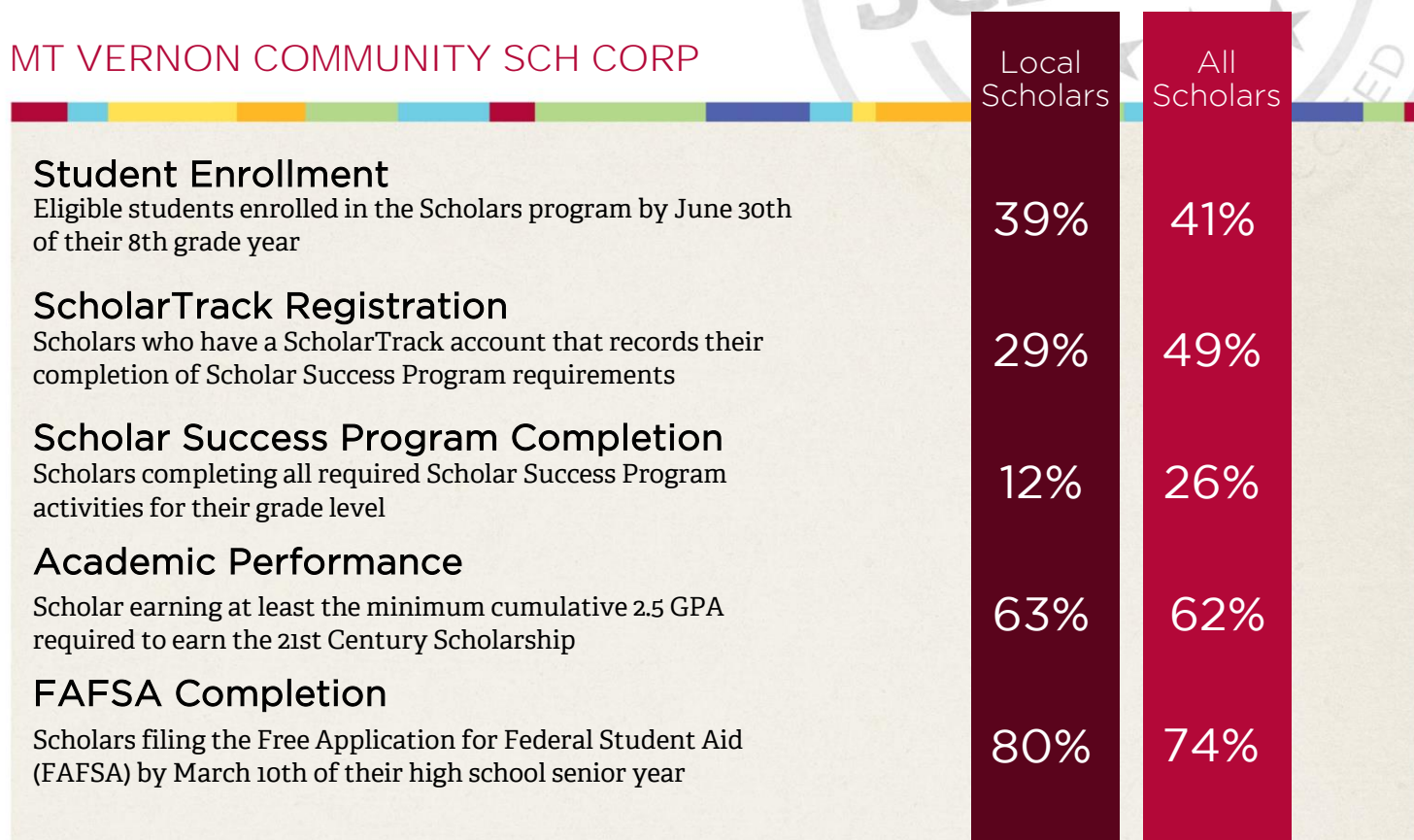
Scholars.IN.gov



A program of the Indiana Commission for Higher Education

2014-2015 SCHOLAR OUTREACH SCORECARD

MT VERNON COMMUNITY SCH CORP



N/A indicates that a value could not be calculated due to inapplicability of data, or because the denominator was zero.

STUDENT ENROLLMENT: Defined as the percentage of eligible 8th grade students who are enrolled in the Scholars program as a percentage of the total of 8th grade Free and Reduced Lunch Program population for the 2014-2015 academic year. Field may be listed as 'N/A' due to unavailability of Free and Reduced Lunch data. Similarly, enrollment may exceed 100% for schools in which the Scholar population exceeds that eighth grade free and reduced lunch population.

SCHOLARTRACK REGISTRATION: Defined as the percentage of high school Scholars who are required to participate in the Scholar Success Program (graduation classes of 2017, 2018, and 2019) who have registered for a ScholarTrack account.

SCHOLAR SUCCESS PROGRAM COMPLETION: Defined as the percentage of high school Scholars who are required to participate in the Scholar Success Program who have completed all required Scholar Success Program activities during their respective cohort year.

ACADEMIC PERFORMANCE: Defined as the percentage of senior Scholars (class of 2015) who achieved a minimum GPA of 2.5 or higher

FAFSA COMPLETION: Defined as the percentage of high school senior Scholars (class of 2015) who filed the Free Application for Federal Student Aid (FAFSA) by the state deadline of March 10, 2015

Scholars.IN.gov



A program of the Indiana Commission for Higher Education

2014-2015 SCHOLAR OUTREACH SCORECARD

MUNCIE COMMUNITY SCHOOLS

	Local Scholars	All Scholars
Student Enrollment Eligible students enrolled in the Scholars program by June 30th of their 8th grade year	N/A	41%
ScholarTrack Registration Scholars who have a ScholarTrack account that records their completion of Scholar Success Program requirements	54%	49%
Scholar Success Program Completion Scholars completing all required Scholar Success Program activities for their grade level	14%	26%
Academic Performance Scholar earning at least the minimum cumulative 2.5 GPA required to earn the 21st Century Scholarship	47%	62%
FAFSA Completion Scholars filing the Free Application for Federal Student Aid (FAFSA) by March 10th of their high school senior year	72%	74%

N/A indicates that a value could not be calculated due to inapplicability of data, or because the denominator was zero.

STUDENT ENROLLMENT: Defined as the percentage of eligible 8th grade students who are enrolled in the Scholars program as a percentage of the total of 8th grade Free and Reduced Lunch Program population for the 2014-2015 academic year. Field may be listed as 'N/A' due to unavailability of Free and Reduced Lunch data. Similarly, enrollment may exceed 100% for schools in which the Scholar population exceeds that eighth grade free and reduced lunch population.

SCHOLARTRACK REGISTRATION: Defined as the percentage of high school Scholars who are required to participate in the Scholar Success Program (graduation classes of 2017, 2018, and 2019) who have registered for a ScholarTrack account.

SCHOLAR SUCCESS PROGRAM COMPLETION: Defined as the percentage of high school Scholars who are required to participate in the Scholar Success Program who have completed all required Scholar Success Program activities during their respective cohort year.

ACADEMIC PERFORMANCE: Defined as the percentage of senior Scholars (class of 2015) who achieved a minimum GPA of 2.5 or higher

FAFSA COMPLETION: Defined as the percentage of high school senior Scholars (class of 2015) who filed the Free Application for Federal Student Aid (FAFSA) by the state deadline of March 10, 2015

Scholars.IN.gov



A program of the Indiana Commission for Higher Education

2014-2015 SCHOLAR OUTREACH SCORECARD

NETTLE CREEK SCHOOL CORP

	Local Scholars	All Scholars
Student Enrollment Eligible students enrolled in the Scholars program by June 30th of their 8th grade year	37%	41%
ScholarTrack Registration Scholars who have a ScholarTrack account that records their completion of Scholar Success Program requirements	74%	49%
Scholar Success Program Completion Scholars completing all required Scholar Success Program activities for their grade level	46%	26%
Academic Performance Scholar earning at least the minimum cumulative 2.5 GPA required to earn the 21st Century Scholarship	67%	62%
FAFSA Completion Scholars filing the Free Application for Federal Student Aid (FAFSA) by March 10th of their high school senior year	74%	74%

N/A indicates that a value could not be calculated due to inapplicability of data, or because the denominator was zero.

STUDENT ENROLLMENT: Defined as the percentage of eligible 8th grade students who are enrolled in the Scholars program as a percentage of the total of 8th grade Free and Reduced Lunch Program population for the 2014-2015 academic year. Field may be listed as 'N/A' due to unavailability of Free and Reduced Lunch data. Similarly, enrollment may exceed 100% for schools in which the Scholar population exceeds that eighth grade free and reduced lunch population.

SCHOLARTRACK REGISTRATION: Defined as the percentage of high school Scholars who are required to participate in the Scholar Success Program (graduation classes of 2017, 2018, and 2019) who have registered for a ScholarTrack account.

SCHOLAR SUCCESS PROGRAM COMPLETION: Defined as the percentage of high school Scholars who are required to participate in the Scholar Success Program who have completed all required Scholar Success Program activities during their respective cohort year.

ACADEMIC PERFORMANCE: Defined as the percentage of senior Scholars (class of 2015) who achieved a minimum GPA of 2.5 or higher

FAFSA COMPLETION: Defined as the percentage of high school senior Scholars (class of 2015) who filed the Free Application for Federal Student Aid (FAFSA) by the state deadline of March 10, 2015

Scholars.IN.gov



A program of the Indiana Commission for Higher Education

2014-2015 SCHOLAR OUTREACH SCORECARD

NEW ALBANY-FLOYD CO CON SCH

	Local Scholars	All Scholars
Student Enrollment Eligible students enrolled in the Scholars program by June 30th of their 8th grade year	N/A	41%
ScholarTrack Registration Scholars who have a ScholarTrack account that records their completion of Scholar Success Program requirements	45%	49%
Scholar Success Program Completion Scholars completing all required Scholar Success Program activities for their grade level	24%	26%
Academic Performance Scholar earning at least the minimum cumulative 2.5 GPA required to earn the 21st Century Scholarship	59%	62%
FAFSA Completion Scholars filing the Free Application for Federal Student Aid (FAFSA) by March 10th of their high school senior year	66%	74%

N/A indicates that a value could not be calculated due to inapplicability of data, or because the denominator was zero.

STUDENT ENROLLMENT: Defined as the percentage of eligible 8th grade students who are enrolled in the Scholars program as a percentage of the total of 8th grade Free and Reduced Lunch Program population for the 2014-2015 academic year. Field may be listed as 'N/A' due to unavailability of Free and Reduced Lunch data. Similarly, enrollment may exceed 100% for schools in which the Scholar population exceeds that eighth grade free and reduced lunch population.

SCHOLARTRACK REGISTRATION: Defined as the percentage of high school Scholars who are required to participate in the Scholar Success Program (graduation classes of 2017, 2018, and 2019) who have registered for a ScholarTrack account.

SCHOLAR SUCCESS PROGRAM COMPLETION: Defined as the percentage of high school Scholars who are required to participate in the Scholar Success Program who have completed all required Scholar Success Program activities during their respective cohort year.

ACADEMIC PERFORMANCE: Defined as the percentage of senior Scholars (class of 2015) who achieved a minimum GPA of 2.5 or higher

FAFSA COMPLETION: Defined as the percentage of high school senior Scholars (class of 2015) who filed the Free Application for Federal Student Aid (FAFSA) by the state deadline of March 10, 2015

Scholars.IN.gov



A program of the Indiana Commission for Higher Education

2014-2015 SCHOLAR OUTREACH SCORECARD

NEW CASTLE COMMUNITY SCH CORP

	Local Scholars	All Scholars
Student Enrollment Eligible students enrolled in the Scholars program by June 30th of their 8th grade year	N/A	41%
ScholarTrack Registration Scholars who have a ScholarTrack account that records their completion of Scholar Success Program requirements	64%	49%
Scholar Success Program Completion Scholars completing all required Scholar Success Program activities for their grade level	33%	26%
Academic Performance Scholar earning at least the minimum cumulative 2.5 GPA required to earn the 21st Century Scholarship	37%	62%
FAFSA Completion Scholars filing the Free Application for Federal Student Aid (FAFSA) by March 10th of their high school senior year	47%	74%

N/A indicates that a value could not be calculated due to inapplicability of data, or because the denominator was zero.

STUDENT ENROLLMENT: Defined as the percentage of eligible 8th grade students who are enrolled in the Scholars program as a percentage of the total of 8th grade Free and Reduced Lunch Program population for the 2014-2015 academic year. Field may be listed as 'N/A' due to unavailability of Free and Reduced Lunch data. Similarly, enrollment may exceed 100% for schools in which the Scholar population exceeds that eighth grade free and reduced lunch population.

SCHOLARTRACK REGISTRATION: Defined as the percentage of high school Scholars who are required to participate in the Scholar Success Program (graduation classes of 2017, 2018, and 2019) who have registered for a ScholarTrack account.

SCHOLAR SUCCESS PROGRAM COMPLETION: Defined as the percentage of high school Scholars who are required to participate in the Scholar Success Program who have completed all required Scholar Success Program activities during their respective cohort year.

ACADEMIC PERFORMANCE: Defined as the percentage of senior Scholars (class of 2015) who achieved a minimum GPA of 2.5 or higher

FAFSA COMPLETION: Defined as the percentage of high school senior Scholars (class of 2015) who filed the Free Application for Federal Student Aid (FAFSA) by the state deadline of March 10, 2015

Scholars.IN.gov



A program of the Indiana Commission for Higher Education

2014-2015 SCHOLAR OUTREACH SCORECARD

NEW COMMUNITY SCHOOL

	Local Scholars	All Scholars
Student Enrollment Eligible students enrolled in the Scholars program by June 30th of their 8th grade year	0%	41%
ScholarTrack Registration Scholars who have a ScholarTrack account that records their completion of Scholar Success Program requirements	N/A	49%
Scholar Success Program Completion Scholars completing all required Scholar Success Program activities for their grade level	N/A	26%
Academic Performance Scholar earning at least the minimum cumulative 2.5 GPA required to earn the 21st Century Scholarship	N/A	62%
FAFSA Completion Scholars filing the Free Application for Federal Student Aid (FAFSA) by March 10th of their high school senior year	N/A	74%

N/A indicates that a value could not be calculated due to inapplicability of data, or because the denominator was zero.

STUDENT ENROLLMENT: Defined as the percentage of eligible 8th grade students who are enrolled in the Scholars program as a percentage of the total of 8th grade Free and Reduced Lunch Program population for the 2014-2015 academic year. Field may be listed as 'N/A' due to unavailability of Free and Reduced Lunch data. Similarly, enrollment may exceed 100% for schools in which the Scholar population exceeds that eighth grade free and reduced lunch population.

SCHOLARTRACK REGISTRATION: Defined as the percentage of high school Scholars who are required to participate in the Scholar Success Program (graduation classes of 2017, 2018, and 2019) who have registered for a ScholarTrack account.

SCHOLAR SUCCESS PROGRAM COMPLETION: Defined as the percentage of high school Scholars who are required to participate in the Scholar Success Program who have completed all required Scholar Success Program activities during their respective cohort year.

ACADEMIC PERFORMANCE: Defined as the percentage of senior Scholars (class of 2015) who achieved a minimum GPA of 2.5 or higher

FAFSA COMPLETION: Defined as the percentage of high school senior Scholars (class of 2015) who filed the Free Application for Federal Student Aid (FAFSA) by the state deadline of March 10, 2015

Scholars.IN.gov



A program of the Indiana Commission for Higher Education

2014-2015 SCHOLAR OUTREACH SCORECARD

NEW PRAIRIE UNITED SCHOOL CORP

	Local Scholars	All Scholars
Student Enrollment Eligible students enrolled in the Scholars program by June 30th of their 8th grade year	N/A	41%
ScholarTrack Registration Scholars who have a ScholarTrack account that records their completion of Scholar Success Program requirements	91%	49%
Scholar Success Program Completion Scholars completing all required Scholar Success Program activities for their grade level	57%	26%
Academic Performance Scholar earning at least the minimum cumulative 2.5 GPA required to earn the 21st Century Scholarship	66%	62%
FAFSA Completion Scholars filing the Free Application for Federal Student Aid (FAFSA) by March 10th of their high school senior year	80%	74%

N/A indicates that a value could not be calculated due to inapplicability of data, or because the denominator was zero.

STUDENT ENROLLMENT: Defined as the percentage of eligible 8th grade students who are enrolled in the Scholars program as a percentage of the total of 8th grade Free and Reduced Lunch Program population for the 2014-2015 academic year. Field may be listed as 'N/A' due to unavailability of Free and Reduced Lunch data. Similarly, enrollment may exceed 100% for schools in which the Scholar population exceeds that eighth grade free and reduced lunch population.

SCHOLARTRACK REGISTRATION: Defined as the percentage of high school Scholars who are required to participate in the Scholar Success Program (graduation classes of 2017, 2018, and 2019) who have registered for a ScholarTrack account.

SCHOLAR SUCCESS PROGRAM COMPLETION: Defined as the percentage of high school Scholars who are required to participate in the Scholar Success Program who have completed all required Scholar Success Program activities during their respective cohort year.

ACADEMIC PERFORMANCE: Defined as the percentage of senior Scholars (class of 2015) who achieved a minimum GPA of 2.5 or higher

FAFSA COMPLETION: Defined as the percentage of high school senior Scholars (class of 2015) who filed the Free Application for Federal Student Aid (FAFSA) by the state deadline of March 10, 2015

Scholars.IN.gov



A program of the Indiana Commission for Higher Education

2014-2015 SCHOLAR OUTREACH SCORECARD

NINEVEH-HENSLEY-JACKSON UNITED

	Local Scholars	All Scholars
Student Enrollment Eligible students enrolled in the Scholars program by June 30th of their 8th grade year	41%	41%
ScholarTrack Registration Scholars who have a ScholarTrack account that records their completion of Scholar Success Program requirements	54%	49%
Scholar Success Program Completion Scholars completing all required Scholar Success Program activities for their grade level	17%	26%
Academic Performance Scholar earning at least the minimum cumulative 2.5 GPA required to earn the 21st Century Scholarship	54%	62%
FAFSA Completion Scholars filing the Free Application for Federal Student Aid (FAFSA) by March 10th of their high school senior year	73%	74%

N/A indicates that a value could not be calculated due to inapplicability of data, or because the denominator was zero.

STUDENT ENROLLMENT: Defined as the percentage of eligible 8th grade students who are enrolled in the Scholars program as a percentage of the total of 8th grade Free and Reduced Lunch Program population for the 2014-2015 academic year. Field may be listed as 'N/A' due to unavailability of Free and Reduced Lunch data. Similarly, enrollment may exceed 100% for schools in which the Scholar population exceeds that eighth grade free and reduced lunch population.

SCHOLARTRACK REGISTRATION: Defined as the percentage of high school Scholars who are required to participate in the Scholar Success Program (graduation classes of 2017, 2018, and 2019) who have registered for a ScholarTrack account.

SCHOLAR SUCCESS PROGRAM COMPLETION: Defined as the percentage of high school Scholars who are required to participate in the Scholar Success Program who have completed all required Scholar Success Program activities during their respective cohort year.

ACADEMIC PERFORMANCE: Defined as the percentage of senior Scholars (class of 2015) who achieved a minimum GPA of 2.5 or higher

FAFSA COMPLETION: Defined as the percentage of high school senior Scholars (class of 2015) who filed the Free Application for Federal Student Aid (FAFSA) by the state deadline of March 10, 2015

Scholars.IN.gov



A program of the Indiana Commission for Higher Education

2014-2015 SCHOLAR OUTREACH SCORECARD

NOBLESVILLE SCHOOLS

	Local Scholars	All Scholars
Student Enrollment Eligible students enrolled in the Scholars program by June 30th of their 8th grade year	N/A	41%
ScholarTrack Registration Scholars who have a ScholarTrack account that records their completion of Scholar Success Program requirements	50%	49%
Scholar Success Program Completion Scholars completing all required Scholar Success Program activities for their grade level	19%	26%
Academic Performance Scholar earning at least the minimum cumulative 2.5 GPA required to earn the 21st Century Scholarship	66%	62%
FAFSA Completion Scholars filing the Free Application for Federal Student Aid (FAFSA) by March 10th of their high school senior year	71%	74%

N/A indicates that a value could not be calculated due to inapplicability of data, or because the denominator was zero.

STUDENT ENROLLMENT: Defined as the percentage of eligible 8th grade students who are enrolled in the Scholars program as a percentage of the total of 8th grade Free and Reduced Lunch Program population for the 2014-2015 academic year. Field may be listed as 'N/A' due to unavailability of Free and Reduced Lunch data. Similarly, enrollment may exceed 100% for schools in which the Scholar population exceeds that eighth grade free and reduced lunch population.

SCHOLARTRACK REGISTRATION: Defined as the percentage of high school Scholars who are required to participate in the Scholar Success Program (graduation classes of 2017, 2018, and 2019) who have registered for a ScholarTrack account.

SCHOLAR SUCCESS PROGRAM COMPLETION: Defined as the percentage of high school Scholars who are required to participate in the Scholar Success Program who have completed all required Scholar Success Program activities during their respective cohort year.

ACADEMIC PERFORMANCE: Defined as the percentage of senior Scholars (class of 2015) who achieved a minimum GPA of 2.5 or higher

FAFSA COMPLETION: Defined as the percentage of high school senior Scholars (class of 2015) who filed the Free Application for Federal Student Aid (FAFSA) by the state deadline of March 10, 2015

Scholars.IN.gov



A program of the Indiana Commission for Higher Education

2014-2015 SCHOLAR OUTREACH SCORECARD

NON-PUBLIC, ALLEN COUNTY

	Local Scholars	All Scholars
Student Enrollment Eligible students enrolled in the Scholars program by June 30th of their 8th grade year	N/A	41%
ScholarTrack Registration Scholars who have a ScholarTrack account that records their completion of Scholar Success Program requirements	49%	49%
Scholar Success Program Completion Scholars completing all required Scholar Success Program activities for their grade level	25%	26%
Academic Performance Scholar earning at least the minimum cumulative 2.5 GPA required to earn the 21st Century Scholarship	73%	62%
FAFSA Completion Scholars filing the Free Application for Federal Student Aid (FAFSA) by March 10th of their high school senior year	86%	74%

N/A indicates that a value could not be calculated due to inapplicability of data, or because the denominator was zero.

STUDENT ENROLLMENT: Defined as the percentage of eligible 8th grade students who are enrolled in the Scholars program as a percentage of the total of 8th grade Free and Reduced Lunch Program population for the 2014-2015 academic year. Field may be listed as 'N/A' due to unavailability of Free and Reduced Lunch data. Similarly, enrollment may exceed 100% for schools in which the Scholar population exceeds that eighth grade free and reduced lunch population.

SCHOLARTRACK REGISTRATION: Defined as the percentage of high school Scholars who are required to participate in the Scholar Success Program (graduation classes of 2017, 2018, and 2019) who have registered for a ScholarTrack account.

SCHOLAR SUCCESS PROGRAM COMPLETION: Defined as the percentage of high school Scholars who are required to participate in the Scholar Success Program who have completed all required Scholar Success Program activities during their respective cohort year.

ACADEMIC PERFORMANCE: Defined as the percentage of senior Scholars (class of 2015) who achieved a minimum GPA of 2.5 or higher

FAFSA COMPLETION: Defined as the percentage of high school senior Scholars (class of 2015) who filed the Free Application for Federal Student Aid (FAFSA) by the state deadline of March 10, 2015

Scholars.IN.gov



A program of the Indiana Commission for Higher Education

2014-2015 SCHOLAR OUTREACH SCORECARD

NON-PUBLIC, BARTHOLOMEW COUNTY

	Local Scholars	All Scholars
Student Enrollment Eligible students enrolled in the Scholars program by June 30th of their 8th grade year	N/A	41%
ScholarTrack Registration Scholars who have a ScholarTrack account that records their completion of Scholar Success Program requirements	17%	49%
Scholar Success Program Completion Scholars completing all required Scholar Success Program activities for their grade level	0%	26%
Academic Performance Scholar earning at least the minimum cumulative 2.5 GPA required to earn the 21st Century Scholarship	50%	62%
FAFSA Completion Scholars filing the Free Application for Federal Student Aid (FAFSA) by March 10th of their high school senior year	100%	74%

N/A indicates that a value could not be calculated due to inapplicability of data, or because the denominator was zero.

STUDENT ENROLLMENT: Defined as the percentage of eligible 8th grade students who are enrolled in the Scholars program as a percentage of the total of 8th grade Free and Reduced Lunch Program population for the 2014-2015 academic year. Field may be listed as 'N/A' due to unavailability of Free and Reduced Lunch data. Similarly, enrollment may exceed 100% for schools in which the Scholar population exceeds that eighth grade free and reduced lunch population.

SCHOLARTRACK REGISTRATION: Defined as the percentage of high school Scholars who are required to participate in the Scholar Success Program (graduation classes of 2017, 2018, and 2019) who have registered for a ScholarTrack account.

SCHOLAR SUCCESS PROGRAM COMPLETION: Defined as the percentage of high school Scholars who are required to participate in the Scholar Success Program who have completed all required Scholar Success Program activities during their respective cohort year.

ACADEMIC PERFORMANCE: Defined as the percentage of senior Scholars (class of 2015) who achieved a minimum GPA of 2.5 or higher

FAFSA COMPLETION: Defined as the percentage of high school senior Scholars (class of 2015) who filed the Free Application for Federal Student Aid (FAFSA) by the state deadline of March 10, 2015

Scholars.IN.gov



A program of the Indiana Commission for Higher Education

2014-2015 SCHOLAR OUTREACH SCORECARD

NON-PUBLIC, BOONE COUNTY

	Local Scholars	All Scholars
Student Enrollment Eligible students enrolled in the Scholars program by June 30th of their 8th grade year	N/A	41%
ScholarTrack Registration Scholars who have a ScholarTrack account that records their completion of Scholar Success Program requirements	13%	49%
Scholar Success Program Completion Scholars completing all required Scholar Success Program activities for their grade level	0%	26%
Academic Performance Scholar earning at least the minimum cumulative 2.5 GPA required to earn the 21st Century Scholarship	0%	62%
FAFSA Completion Scholars filing the Free Application for Federal Student Aid (FAFSA) by March 10th of their high school senior year	25%	74%

N/A indicates that a value could not be calculated due to inapplicability of data, or because the denominator was zero.

STUDENT ENROLLMENT: Defined as the percentage of eligible 8th grade students who are enrolled in the Scholars program as a percentage of the total of 8th grade Free and Reduced Lunch Program population for the 2014-2015 academic year. Field may be listed as 'N/A' due to unavailability of Free and Reduced Lunch data. Similarly, enrollment may exceed 100% for schools in which the Scholar population exceeds that eighth grade free and reduced lunch population.

SCHOLARTRACK REGISTRATION: Defined as the percentage of high school Scholars who are required to participate in the Scholar Success Program (graduation classes of 2017, 2018, and 2019) who have registered for a ScholarTrack account.

SCHOLAR SUCCESS PROGRAM COMPLETION: Defined as the percentage of high school Scholars who are required to participate in the Scholar Success Program who have completed all required Scholar Success Program activities during their respective cohort year.

ACADEMIC PERFORMANCE: Defined as the percentage of senior Scholars (class of 2015) who achieved a minimum GPA of 2.5 or higher

FAFSA COMPLETION: Defined as the percentage of high school senior Scholars (class of 2015) who filed the Free Application for Federal Student Aid (FAFSA) by the state deadline of March 10, 2015

Scholars.IN.gov



A program of the Indiana Commission for Higher Education

2014-2015 SCHOLAR OUTREACH SCORECARD

NON-PUBLIC, DEKALB COUNTY

	Local Scholars	All Scholars
Student Enrollment Eligible students enrolled in the Scholars program by June 30th of their 8th grade year	N/A	41%
ScholarTrack Registration Scholars who have a ScholarTrack account that records their completion of Scholar Success Program requirements	75%	49%
Scholar Success Program Completion Scholars completing all required Scholar Success Program activities for their grade level	50%	26%
Academic Performance Scholar earning at least the minimum cumulative 2.5 GPA required to earn the 21st Century Scholarship	88%	62%
FAFSA Completion Scholars filing the Free Application for Federal Student Aid (FAFSA) by March 10th of their high school senior year	88%	74%

N/A indicates that a value could not be calculated due to inapplicability of data, or because the denominator was zero.

STUDENT ENROLLMENT: Defined as the percentage of eligible 8th grade students who are enrolled in the Scholars program as a percentage of the total of 8th grade Free and Reduced Lunch Program population for the 2014-2015 academic year. Field may be listed as 'N/A' due to unavailability of Free and Reduced Lunch data. Similarly, enrollment may exceed 100% for schools in which the Scholar population exceeds that eighth grade free and reduced lunch population.

SCHOLARTRACK REGISTRATION: Defined as the percentage of high school Scholars who are required to participate in the Scholar Success Program (graduation classes of 2017, 2018, and 2019) who have registered for a ScholarTrack account.

SCHOLAR SUCCESS PROGRAM COMPLETION: Defined as the percentage of high school Scholars who are required to participate in the Scholar Success Program who have completed all required Scholar Success Program activities during their respective cohort year.

ACADEMIC PERFORMANCE: Defined as the percentage of senior Scholars (class of 2015) who achieved a minimum GPA of 2.5 or higher

FAFSA COMPLETION: Defined as the percentage of high school senior Scholars (class of 2015) who filed the Free Application for Federal Student Aid (FAFSA) by the state deadline of March 10, 2015

Scholars.IN.gov



A program of the Indiana Commission for Higher Education

2014-2015 SCHOLAR OUTREACH SCORECARD

NON-PUBLIC, DELAWARE COUNTY

	Local Scholars	All Scholars
Student Enrollment Eligible students enrolled in the Scholars program by June 30th of their 8th grade year	N/A	41%
ScholarTrack Registration Scholars who have a ScholarTrack account that records their completion of Scholar Success Program requirements	60%	49%
Scholar Success Program Completion Scholars completing all required Scholar Success Program activities for their grade level	20%	26%
Academic Performance Scholar earning at least the minimum cumulative 2.5 GPA required to earn the 21st Century Scholarship	100%	62%
FAFSA Completion Scholars filing the Free Application for Federal Student Aid (FAFSA) by March 10th of their high school senior year	100%	74%

N/A indicates that a value could not be calculated due to inapplicability of data, or because the denominator was zero.

STUDENT ENROLLMENT: Defined as the percentage of eligible 8th grade students who are enrolled in the Scholars program as a percentage of the total of 8th grade Free and Reduced Lunch Program population for the 2014-2015 academic year. Field may be listed as 'N/A' due to unavailability of Free and Reduced Lunch data. Similarly, enrollment may exceed 100% for schools in which the Scholar population exceeds that eighth grade free and reduced lunch population.

SCHOLARTRACK REGISTRATION: Defined as the percentage of high school Scholars who are required to participate in the Scholar Success Program (graduation classes of 2017, 2018, and 2019) who have registered for a ScholarTrack account.

SCHOLAR SUCCESS PROGRAM COMPLETION: Defined as the percentage of high school Scholars who are required to participate in the Scholar Success Program who have completed all required Scholar Success Program activities during their respective cohort year.

ACADEMIC PERFORMANCE: Defined as the percentage of senior Scholars (class of 2015) who achieved a minimum GPA of 2.5 or higher

FAFSA COMPLETION: Defined as the percentage of high school senior Scholars (class of 2015) who filed the Free Application for Federal Student Aid (FAFSA) by the state deadline of March 10, 2015

Scholars.IN.gov



A program of the Indiana Commission for Higher Education

2014-2015 SCHOLAR OUTREACH SCORECARD

NON-PUBLIC, ELKHART COUNTY

	Local Scholars	All Scholars
Student Enrollment Eligible students enrolled in the Scholars program by June 30th of their 8th grade year	N/A	41%
ScholarTrack Registration Scholars who have a ScholarTrack account that records their completion of Scholar Success Program requirements	83%	49%
Scholar Success Program Completion Scholars completing all required Scholar Success Program activities for their grade level	52%	26%
Academic Performance Scholar earning at least the minimum cumulative 2.5 GPA required to earn the 21st Century Scholarship	86%	62%
FAFSA Completion Scholars filing the Free Application for Federal Student Aid (FAFSA) by March 10th of their high school senior year	93%	74%

N/A indicates that a value could not be calculated due to inapplicability of data, or because the denominator was zero.

STUDENT ENROLLMENT: Defined as the percentage of eligible 8th grade students who are enrolled in the Scholars program as a percentage of the total of 8th grade Free and Reduced Lunch Program population for the 2014-2015 academic year. Field may be listed as 'N/A' due to unavailability of Free and Reduced Lunch data. Similarly, enrollment may exceed 100% for schools in which the Scholar population exceeds that eighth grade free and reduced lunch population.

SCHOLARTRACK REGISTRATION: Defined as the percentage of high school Scholars who are required to participate in the Scholar Success Program (graduation classes of 2017, 2018, and 2019) who have registered for a ScholarTrack account.

SCHOLAR SUCCESS PROGRAM COMPLETION: Defined as the percentage of high school Scholars who are required to participate in the Scholar Success Program who have completed all required Scholar Success Program activities during their respective cohort year.

ACADEMIC PERFORMANCE: Defined as the percentage of senior Scholars (class of 2015) who achieved a minimum GPA of 2.5 or higher

FAFSA COMPLETION: Defined as the percentage of high school senior Scholars (class of 2015) who filed the Free Application for Federal Student Aid (FAFSA) by the state deadline of March 10, 2015

Scholars.IN.gov



A program of the Indiana Commission for Higher Education

2014-2015 SCHOLAR OUTREACH SCORECARD

NON-PUBLIC, FLOYD COUNTY

	Local Scholars	All Scholars
Student Enrollment Eligible students enrolled in the Scholars program by June 30th of their 8th grade year	N/A	41%
ScholarTrack Registration Scholars who have a ScholarTrack account that records their completion of Scholar Success Program requirements	50%	49%
Scholar Success Program Completion Scholars completing all required Scholar Success Program activities for their grade level	33%	26%
Academic Performance Scholar earning at least the minimum cumulative 2.5 GPA required to earn the 21st Century Scholarship	100%	62%
FAFSA Completion Scholars filing the Free Application for Federal Student Aid (FAFSA) by March 10th of their high school senior year	100%	74%

N/A indicates that a value could not be calculated due to inapplicability of data, or because the denominator was zero.

STUDENT ENROLLMENT: Defined as the percentage of eligible 8th grade students who are enrolled in the Scholars program as a percentage of the total of 8th grade Free and Reduced Lunch Program population for the 2014-2015 academic year. Field may be listed as 'N/A' due to unavailability of Free and Reduced Lunch data. Similarly, enrollment may exceed 100% for schools in which the Scholar population exceeds that eighth grade free and reduced lunch population.

SCHOLARTRACK REGISTRATION: Defined as the percentage of high school Scholars who are required to participate in the Scholar Success Program (graduation classes of 2017, 2018, and 2019) who have registered for a ScholarTrack account.

SCHOLAR SUCCESS PROGRAM COMPLETION: Defined as the percentage of high school Scholars who are required to participate in the Scholar Success Program who have completed all required Scholar Success Program activities during their respective cohort year.

ACADEMIC PERFORMANCE: Defined as the percentage of senior Scholars (class of 2015) who achieved a minimum GPA of 2.5 or higher

FAFSA COMPLETION: Defined as the percentage of high school senior Scholars (class of 2015) who filed the Free Application for Federal Student Aid (FAFSA) by the state deadline of March 10, 2015

Scholars.IN.gov



A program of the Indiana Commission for Higher Education

2014-2015 SCHOLAR OUTREACH SCORECARD

NON-PUBLIC, FOUNTAIN COUNTY

	Local Scholars	All Scholars
Student Enrollment Eligible students enrolled in the Scholars program by June 30th of their 8th grade year	N/A	41%
ScholarTrack Registration Scholars who have a ScholarTrack account that records their completion of Scholar Success Program requirements	N/A	49%
Scholar Success Program Completion Scholars completing all required Scholar Success Program activities for their grade level	N/A	26%
Academic Performance Scholar earning at least the minimum cumulative 2.5 GPA required to earn the 21st Century Scholarship	N/A	62%
FAFSA Completion Scholars filing the Free Application for Federal Student Aid (FAFSA) by March 10th of their high school senior year	N/A	74%

N/A indicates that a value could not be calculated due to inapplicability of data, or because the denominator was zero.

STUDENT ENROLLMENT: Defined as the percentage of eligible 8th grade students who are enrolled in the Scholars program as a percentage of the total of 8th grade Free and Reduced Lunch Program population for the 2014-2015 academic year. Field may be listed as 'N/A' due to unavailability of Free and Reduced Lunch data. Similarly, enrollment may exceed 100% for schools in which the Scholar population exceeds that eighth grade free and reduced lunch population.

SCHOLARTRACK REGISTRATION: Defined as the percentage of high school Scholars who are required to participate in the Scholar Success Program (graduation classes of 2017, 2018, and 2019) who have registered for a ScholarTrack account.

SCHOLAR SUCCESS PROGRAM COMPLETION: Defined as the percentage of high school Scholars who are required to participate in the Scholar Success Program who have completed all required Scholar Success Program activities during their respective cohort year.

ACADEMIC PERFORMANCE: Defined as the percentage of senior Scholars (class of 2015) who achieved a minimum GPA of 2.5 or higher

FAFSA COMPLETION: Defined as the percentage of high school senior Scholars (class of 2015) who filed the Free Application for Federal Student Aid (FAFSA) by the state deadline of March 10, 2015

Scholars.IN.gov



A program of the Indiana Commission for Higher Education

2014-2015 SCHOLAR OUTREACH SCORECARD

NON-PUBLIC, GRANT COUNTY

	Local Scholars	All Scholars
Student Enrollment Eligible students enrolled in the Scholars program by June 30th of their 8th grade year	N/A	41%
ScholarTrack Registration Scholars who have a ScholarTrack account that records their completion of Scholar Success Program requirements	27%	49%
Scholar Success Program Completion Scholars completing all required Scholar Success Program activities for their grade level	13%	26%
Academic Performance Scholar earning at least the minimum cumulative 2.5 GPA required to earn the 21st Century Scholarship	25%	62%
FAFSA Completion Scholars filing the Free Application for Federal Student Aid (FAFSA) by March 10th of their high school senior year	25%	74%

N/A indicates that a value could not be calculated due to inapplicability of data, or because the denominator was zero.

STUDENT ENROLLMENT: Defined as the percentage of eligible 8th grade students who are enrolled in the Scholars program as a percentage of the total of 8th grade Free and Reduced Lunch Program population for the 2014-2015 academic year. Field may be listed as 'N/A' due to unavailability of Free and Reduced Lunch data. Similarly, enrollment may exceed 100% for schools in which the Scholar population exceeds that eighth grade free and reduced lunch population.

SCHOLARTRACK REGISTRATION: Defined as the percentage of high school Scholars who are required to participate in the Scholar Success Program (graduation classes of 2017, 2018, and 2019) who have registered for a ScholarTrack account.

SCHOLAR SUCCESS PROGRAM COMPLETION: Defined as the percentage of high school Scholars who are required to participate in the Scholar Success Program who have completed all required Scholar Success Program activities during their respective cohort year.

ACADEMIC PERFORMANCE: Defined as the percentage of senior Scholars (class of 2015) who achieved a minimum GPA of 2.5 or higher

FAFSA COMPLETION: Defined as the percentage of high school senior Scholars (class of 2015) who filed the Free Application for Federal Student Aid (FAFSA) by the state deadline of March 10, 2015

Scholars.IN.gov



A program of the Indiana Commission for Higher Education

2014-2015 SCHOLAR OUTREACH SCORECARD

NON-PUBLIC, HAMILTON COUNTY

	Local Scholars	All Scholars
Student Enrollment Eligible students enrolled in the Scholars program by June 30th of their 8th grade year	N/A	41%
ScholarTrack Registration Scholars who have a ScholarTrack account that records their completion of Scholar Success Program requirements	40%	49%
Scholar Success Program Completion Scholars completing all required Scholar Success Program activities for their grade level	15%	26%
Academic Performance Scholar earning at least the minimum cumulative 2.5 GPA required to earn the 21st Century Scholarship	100%	62%
FAFSA Completion Scholars filing the Free Application for Federal Student Aid (FAFSA) by March 10th of their high school senior year	0%	74%

N/A indicates that a value could not be calculated due to inapplicability of data, or because the denominator was zero.

STUDENT ENROLLMENT: Defined as the percentage of eligible 8th grade students who are enrolled in the Scholars program as a percentage of the total of 8th grade Free and Reduced Lunch Program population for the 2014-2015 academic year. Field may be listed as 'N/A' due to unavailability of Free and Reduced Lunch data. Similarly, enrollment may exceed 100% for schools in which the Scholar population exceeds that eighth grade free and reduced lunch population.

SCHOLARTRACK REGISTRATION: Defined as the percentage of high school Scholars who are required to participate in the Scholar Success Program (graduation classes of 2017, 2018, and 2019) who have registered for a ScholarTrack account.

SCHOLAR SUCCESS PROGRAM COMPLETION: Defined as the percentage of high school Scholars who are required to participate in the Scholar Success Program who have completed all required Scholar Success Program activities during their respective cohort year.

ACADEMIC PERFORMANCE: Defined as the percentage of senior Scholars (class of 2015) who achieved a minimum GPA of 2.5 or higher

FAFSA COMPLETION: Defined as the percentage of high school senior Scholars (class of 2015) who filed the Free Application for Federal Student Aid (FAFSA) by the state deadline of March 10, 2015

Scholars.IN.gov



A program of the Indiana Commission for Higher Education

2014-2015 SCHOLAR OUTREACH SCORECARD

NON-PUBLIC, HENDRICKS COUNTY

	Local Scholars	All Scholars
Student Enrollment Eligible students enrolled in the Scholars program by June 30th of their 8th grade year	N/A	41%
ScholarTrack Registration Scholars who have a ScholarTrack account that records their completion of Scholar Success Program requirements	89%	49%
Scholar Success Program Completion Scholars completing all required Scholar Success Program activities for their grade level	56%	26%
Academic Performance Scholar earning at least the minimum cumulative 2.5 GPA required to earn the 21st Century Scholarship	N/A	62%
FAFSA Completion Scholars filing the Free Application for Federal Student Aid (FAFSA) by March 10th of their high school senior year	N/A	74%

N/A indicates that a value could not be calculated due to inapplicability of data, or because the denominator was zero.

STUDENT ENROLLMENT: Defined as the percentage of eligible 8th grade students who are enrolled in the Scholars program as a percentage of the total of 8th grade Free and Reduced Lunch Program population for the 2014-2015 academic year. Field may be listed as 'N/A' due to unavailability of Free and Reduced Lunch data. Similarly, enrollment may exceed 100% for schools in which the Scholar population exceeds that eighth grade free and reduced lunch population.

SCHOLARTRACK REGISTRATION: Defined as the percentage of high school Scholars who are required to participate in the Scholar Success Program (graduation classes of 2017, 2018, and 2019) who have registered for a ScholarTrack account.

SCHOLAR SUCCESS PROGRAM COMPLETION: Defined as the percentage of high school Scholars who are required to participate in the Scholar Success Program who have completed all required Scholar Success Program activities during their respective cohort year.

ACADEMIC PERFORMANCE: Defined as the percentage of senior Scholars (class of 2015) who achieved a minimum GPA of 2.5 or higher

FAFSA COMPLETION: Defined as the percentage of high school senior Scholars (class of 2015) who filed the Free Application for Federal Student Aid (FAFSA) by the state deadline of March 10, 2015

Scholars.IN.gov



A program of the Indiana Commission for Higher Education

2014-2015 SCHOLAR OUTREACH SCORECARD

NON-PUBLIC, JACKSON COUNTY

	Local Scholars	All Scholars
Student Enrollment Eligible students enrolled in the Scholars program by June 30th of their 8th grade year	N/A	41%
ScholarTrack Registration Scholars who have a ScholarTrack account that records their completion of Scholar Success Program requirements	0%	49%
Scholar Success Program Completion Scholars completing all required Scholar Success Program activities for their grade level	0%	26%
Academic Performance Scholar earning at least the minimum cumulative 2.5 GPA required to earn the 21st Century Scholarship	N/A	62%
FAFSA Completion Scholars filing the Free Application for Federal Student Aid (FAFSA) by March 10th of their high school senior year	N/A	74%

N/A indicates that a value could not be calculated due to inapplicability of data, or because the denominator was zero.

STUDENT ENROLLMENT: Defined as the percentage of eligible 8th grade students who are enrolled in the Scholars program as a percentage of the total of 8th grade Free and Reduced Lunch Program population for the 2014-2015 academic year. Field may be listed as 'N/A' due to unavailability of Free and Reduced Lunch data. Similarly, enrollment may exceed 100% for schools in which the Scholar population exceeds that eighth grade free and reduced lunch population.

SCHOLARTRACK REGISTRATION: Defined as the percentage of high school Scholars who are required to participate in the Scholar Success Program (graduation classes of 2017, 2018, and 2019) who have registered for a ScholarTrack account.

SCHOLAR SUCCESS PROGRAM COMPLETION: Defined as the percentage of high school Scholars who are required to participate in the Scholar Success Program who have completed all required Scholar Success Program activities during their respective cohort year.

ACADEMIC PERFORMANCE: Defined as the percentage of senior Scholars (class of 2015) who achieved a minimum GPA of 2.5 or higher

FAFSA COMPLETION: Defined as the percentage of high school senior Scholars (class of 2015) who filed the Free Application for Federal Student Aid (FAFSA) by the state deadline of March 10, 2015

Scholars.IN.gov



A program of the Indiana Commission for Higher Education

2014-2015 SCHOLAR OUTREACH SCORECARD

NON-PUBLIC, JASPER COUNTY

	Local Scholars	All Scholars
Student Enrollment Eligible students enrolled in the Scholars program by June 30th of their 8th grade year	N/A	41%
ScholarTrack Registration Scholars who have a ScholarTrack account that records their completion of Scholar Success Program requirements	38%	49%
Scholar Success Program Completion Scholars completing all required Scholar Success Program activities for their grade level	29%	26%
Academic Performance Scholar earning at least the minimum cumulative 2.5 GPA required to earn the 21st Century Scholarship	25%	62%
FAFSA Completion Scholars filing the Free Application for Federal Student Aid (FAFSA) by March 10th of their high school senior year	38%	74%

N/A indicates that a value could not be calculated due to inapplicability of data, or because the denominator was zero.

STUDENT ENROLLMENT: Defined as the percentage of eligible 8th grade students who are enrolled in the Scholars program as a percentage of the total of 8th grade Free and Reduced Lunch Program population for the 2014-2015 academic year. Field may be listed as 'N/A' due to unavailability of Free and Reduced Lunch data. Similarly, enrollment may exceed 100% for schools in which the Scholar population exceeds that eighth grade free and reduced lunch population.

SCHOLARTRACK REGISTRATION: Defined as the percentage of high school Scholars who are required to participate in the Scholar Success Program (graduation classes of 2017, 2018, and 2019) who have registered for a ScholarTrack account.

SCHOLAR SUCCESS PROGRAM COMPLETION: Defined as the percentage of high school Scholars who are required to participate in the Scholar Success Program who have completed all required Scholar Success Program activities during their respective cohort year.

ACADEMIC PERFORMANCE: Defined as the percentage of senior Scholars (class of 2015) who achieved a minimum GPA of 2.5 or higher

FAFSA COMPLETION: Defined as the percentage of high school senior Scholars (class of 2015) who filed the Free Application for Federal Student Aid (FAFSA) by the state deadline of March 10, 2015

Scholars.IN.gov



A program of the Indiana Commission for Higher Education

2014-2015 SCHOLAR OUTREACH SCORECARD

NON-PUBLIC, JOHNSON COUNTY

	Local Scholars	All Scholars
Student Enrollment Eligible students enrolled in the Scholars program by June 30th of their 8th grade year	N/A	41%
ScholarTrack Registration Scholars who have a ScholarTrack account that records their completion of Scholar Success Program requirements	25%	49%
Scholar Success Program Completion Scholars completing all required Scholar Success Program activities for their grade level	0%	26%
Academic Performance Scholar earning at least the minimum cumulative 2.5 GPA required to earn the 21st Century Scholarship	100%	62%
FAFSA Completion Scholars filing the Free Application for Federal Student Aid (FAFSA) by March 10th of their high school senior year	50%	74%

N/A indicates that a value could not be calculated due to inapplicability of data, or because the denominator was zero.

STUDENT ENROLLMENT: Defined as the percentage of eligible 8th grade students who are enrolled in the Scholars program as a percentage of the total of 8th grade Free and Reduced Lunch Program population for the 2014-2015 academic year. Field may be listed as 'N/A' due to unavailability of Free and Reduced Lunch data. Similarly, enrollment may exceed 100% for schools in which the Scholar population exceeds that eighth grade free and reduced lunch population.

SCHOLARTRACK REGISTRATION: Defined as the percentage of high school Scholars who are required to participate in the Scholar Success Program (graduation classes of 2017, 2018, and 2019) who have registered for a ScholarTrack account.

SCHOLAR SUCCESS PROGRAM COMPLETION: Defined as the percentage of high school Scholars who are required to participate in the Scholar Success Program who have completed all required Scholar Success Program activities during their respective cohort year.

ACADEMIC PERFORMANCE: Defined as the percentage of senior Scholars (class of 2015) who achieved a minimum GPA of 2.5 or higher

FAFSA COMPLETION: Defined as the percentage of high school senior Scholars (class of 2015) who filed the Free Application for Federal Student Aid (FAFSA) by the state deadline of March 10, 2015

Scholars.IN.gov



A program of the Indiana Commission for Higher Education

2014-2015 SCHOLAR OUTREACH SCORECARD

NON-PUBLIC, KNOX COUNTY

	Local Scholars	All Scholars
Student Enrollment Eligible students enrolled in the Scholars program by June 30th of their 8th grade year	N/A	41%
ScholarTrack Registration Scholars who have a ScholarTrack account that records their completion of Scholar Success Program requirements	0%	49%
Scholar Success Program Completion Scholars completing all required Scholar Success Program activities for their grade level	0%	26%
Academic Performance Scholar earning at least the minimum cumulative 2.5 GPA required to earn the 21st Century Scholarship	50%	62%
FAFSA Completion Scholars filing the Free Application for Federal Student Aid (FAFSA) by March 10th of their high school senior year	100%	74%

N/A indicates that a value could not be calculated due to inapplicability of data, or because the denominator was zero.

STUDENT ENROLLMENT: Defined as the percentage of eligible 8th grade students who are enrolled in the Scholars program as a percentage of the total of 8th grade Free and Reduced Lunch Program population for the 2014-2015 academic year. Field may be listed as 'N/A' due to unavailability of Free and Reduced Lunch data. Similarly, enrollment may exceed 100% for schools in which the Scholar population exceeds that eighth grade free and reduced lunch population.

SCHOLARTRACK REGISTRATION: Defined as the percentage of high school Scholars who are required to participate in the Scholar Success Program (graduation classes of 2017, 2018, and 2019) who have registered for a ScholarTrack account.

SCHOLAR SUCCESS PROGRAM COMPLETION: Defined as the percentage of high school Scholars who are required to participate in the Scholar Success Program who have completed all required Scholar Success Program activities during their respective cohort year.

ACADEMIC PERFORMANCE: Defined as the percentage of senior Scholars (class of 2015) who achieved a minimum GPA of 2.5 or higher

FAFSA COMPLETION: Defined as the percentage of high school senior Scholars (class of 2015) who filed the Free Application for Federal Student Aid (FAFSA) by the state deadline of March 10, 2015

Scholars.IN.gov



A program of the Indiana Commission for Higher Education

2014-2015 SCHOLAR OUTREACH SCORECARD

NON-PUBLIC, KOSCIUSKO COUNTY

	Local Scholars	All Scholars
Student Enrollment Eligible students enrolled in the Scholars program by June 30th of their 8th grade year	N/A	41%
ScholarTrack Registration Scholars who have a ScholarTrack account that records their completion of Scholar Success Program requirements	67%	49%
Scholar Success Program Completion Scholars completing all required Scholar Success Program activities for their grade level	50%	26%
Academic Performance Scholar earning at least the minimum cumulative 2.5 GPA required to earn the 21st Century Scholarship	100%	62%
FAFSA Completion Scholars filing the Free Application for Federal Student Aid (FAFSA) by March 10th of their high school senior year	100%	74%

N/A indicates that a value could not be calculated due to inapplicability of data, or because the denominator was zero.

STUDENT ENROLLMENT: Defined as the percentage of eligible 8th grade students who are enrolled in the Scholars program as a percentage of the total of 8th grade Free and Reduced Lunch Program population for the 2014-2015 academic year. Field may be listed as 'N/A' due to unavailability of Free and Reduced Lunch data. Similarly, enrollment may exceed 100% for schools in which the Scholar population exceeds that eighth grade free and reduced lunch population.

SCHOLARTRACK REGISTRATION: Defined as the percentage of high school Scholars who are required to participate in the Scholar Success Program (graduation classes of 2017, 2018, and 2019) who have registered for a ScholarTrack account.

SCHOLAR SUCCESS PROGRAM COMPLETION: Defined as the percentage of high school Scholars who are required to participate in the Scholar Success Program who have completed all required Scholar Success Program activities during their respective cohort year.

ACADEMIC PERFORMANCE: Defined as the percentage of senior Scholars (class of 2015) who achieved a minimum GPA of 2.5 or higher

FAFSA COMPLETION: Defined as the percentage of high school senior Scholars (class of 2015) who filed the Free Application for Federal Student Aid (FAFSA) by the state deadline of March 10, 2015

Scholars.IN.gov



A program of the Indiana Commission for Higher Education

2014-2015 SCHOLAR OUTREACH SCORECARD

NON-PUBLIC, LAGRANGE COUNTY

	Local Scholars	All Scholars
Student Enrollment Eligible students enrolled in the Scholars program by June 30th of their 8th grade year	N/A	41%
ScholarTrack Registration Scholars who have a ScholarTrack account that records their completion of Scholar Success Program requirements	67%	49%
Scholar Success Program Completion Scholars completing all required Scholar Success Program activities for their grade level	33%	26%
Academic Performance Scholar earning at least the minimum cumulative 2.5 GPA required to earn the 21st Century Scholarship	N/A	62%
FAFSA Completion Scholars filing the Free Application for Federal Student Aid (FAFSA) by March 10th of their high school senior year	N/A	74%

N/A indicates that a value could not be calculated due to inapplicability of data, or because the denominator was zero.

STUDENT ENROLLMENT: Defined as the percentage of eligible 8th grade students who are enrolled in the Scholars program as a percentage of the total of 8th grade Free and Reduced Lunch Program population for the 2014-2015 academic year. Field may be listed as 'N/A' due to unavailability of Free and Reduced Lunch data. Similarly, enrollment may exceed 100% for schools in which the Scholar population exceeds that eighth grade free and reduced lunch population.

SCHOLARTRACK REGISTRATION: Defined as the percentage of high school Scholars who are required to participate in the Scholar Success Program (graduation classes of 2017, 2018, and 2019) who have registered for a ScholarTrack account.

SCHOLAR SUCCESS PROGRAM COMPLETION: Defined as the percentage of high school Scholars who are required to participate in the Scholar Success Program who have completed all required Scholar Success Program activities during their respective cohort year.

ACADEMIC PERFORMANCE: Defined as the percentage of senior Scholars (class of 2015) who achieved a minimum GPA of 2.5 or higher

FAFSA COMPLETION: Defined as the percentage of high school senior Scholars (class of 2015) who filed the Free Application for Federal Student Aid (FAFSA) by the state deadline of March 10, 2015

Scholars.IN.gov



A program of the Indiana Commission for Higher Education

2014-2015 SCHOLAR OUTREACH SCORECARD

NON-PUBLIC, LAKE COUNTY

	Local Scholars	All Scholars
Student Enrollment Eligible students enrolled in the Scholars program by June 30th of their 8th grade year	N/A	41%
ScholarTrack Registration Scholars who have a ScholarTrack account that records their completion of Scholar Success Program requirements	50%	49%
Scholar Success Program Completion Scholars completing all required Scholar Success Program activities for their grade level	50%	26%
Academic Performance Scholar earning at least the minimum cumulative 2.5 GPA required to earn the 21st Century Scholarship	N/A	62%
FAFSA Completion Scholars filing the Free Application for Federal Student Aid (FAFSA) by March 10th of their high school senior year	N/A	74%

N/A indicates that a value could not be calculated due to inapplicability of data, or because the denominator was zero.

STUDENT ENROLLMENT: Defined as the percentage of eligible 8th grade students who are enrolled in the Scholars program as a percentage of the total of 8th grade Free and Reduced Lunch Program population for the 2014-2015 academic year. Field may be listed as 'N/A' due to unavailability of Free and Reduced Lunch data. Similarly, enrollment may exceed 100% for schools in which the Scholar population exceeds that eighth grade free and reduced lunch population.

SCHOLARTRACK REGISTRATION: Defined as the percentage of high school Scholars who are required to participate in the Scholar Success Program (graduation classes of 2017, 2018, and 2019) who have registered for a ScholarTrack account.

SCHOLAR SUCCESS PROGRAM COMPLETION: Defined as the percentage of high school Scholars who are required to participate in the Scholar Success Program who have completed all required Scholar Success Program activities during their respective cohort year.

ACADEMIC PERFORMANCE: Defined as the percentage of senior Scholars (class of 2015) who achieved a minimum GPA of 2.5 or higher

FAFSA COMPLETION: Defined as the percentage of high school senior Scholars (class of 2015) who filed the Free Application for Federal Student Aid (FAFSA) by the state deadline of March 10, 2015

Scholars.IN.gov



2014-2015 SCHOLAR OUTREACH SCORECARD

NON-PUBLIC, LAPORTE COUNTY

	Local Scholars	All Scholars
Student Enrollment Eligible students enrolled in the Scholars program by June 30th of their 8th grade year	N/A	41%
ScholarTrack Registration Scholars who have a ScholarTrack account that records their completion of Scholar Success Program requirements	50%	49%
Scholar Success Program Completion Scholars completing all required Scholar Success Program activities for their grade level	50%	26%
Academic Performance Scholar earning at least the minimum cumulative 2.5 GPA required to earn the 21st Century Scholarship	33%	62%
FAFSA Completion Scholars filing the Free Application for Federal Student Aid (FAFSA) by March 10th of their high school senior year	67%	74%

N/A indicates that a value could not be calculated due to inapplicability of data, or because the denominator was zero.

STUDENT ENROLLMENT: Defined as the percentage of eligible 8th grade students who are enrolled in the Scholars program as a percentage of the total of 8th grade Free and Reduced Lunch Program population for the 2014-2015 academic year. Field may be listed as 'N/A' due to unavailability of Free and Reduced Lunch data. Similarly, enrollment may exceed 100% for schools in which the Scholar population exceeds that eighth grade free and reduced lunch population.

SCHOLARTRACK REGISTRATION: Defined as the percentage of high school Scholars who are required to participate in the Scholar Success Program (graduation classes of 2017, 2018, and 2019) who have registered for a ScholarTrack account.

SCHOLAR SUCCESS PROGRAM COMPLETION: Defined as the percentage of high school Scholars who are required to participate in the Scholar Success Program who have completed all required Scholar Success Program activities during their respective cohort year.

ACADEMIC PERFORMANCE: Defined as the percentage of senior Scholars (class of 2015) who achieved a minimum GPA of 2.5 or higher

FAFSA COMPLETION: Defined as the percentage of high school senior Scholars (class of 2015) who filed the Free Application for Federal Student Aid (FAFSA) by the state deadline of March 10, 2015

Scholars.IN.gov



A program of the Indiana Commission for Higher Education

2014-2015 SCHOLAR OUTREACH SCORECARD

NON-PUBLIC, MADISON COUNTY

	Local Scholars	All Scholars
Student Enrollment Eligible students enrolled in the Scholars program by June 30th of their 8th grade year	N/A	41%
ScholarTrack Registration Scholars who have a ScholarTrack account that records their completion of Scholar Success Program requirements	57%	49%
Scholar Success Program Completion Scholars completing all required Scholar Success Program activities for their grade level	32%	26%
Academic Performance Scholar earning at least the minimum cumulative 2.5 GPA required to earn the 21st Century Scholarship	60%	62%
FAFSA Completion Scholars filing the Free Application for Federal Student Aid (FAFSA) by March 10th of their high school senior year	60%	74%

N/A indicates that a value could not be calculated due to inapplicability of data, or because the denominator was zero.

STUDENT ENROLLMENT: Defined as the percentage of eligible 8th grade students who are enrolled in the Scholars program as a percentage of the total of 8th grade Free and Reduced Lunch Program population for the 2014-2015 academic year. Field may be listed as 'N/A' due to unavailability of Free and Reduced Lunch data. Similarly, enrollment may exceed 100% for schools in which the Scholar population exceeds that eighth grade free and reduced lunch population.

SCHOLARTRACK REGISTRATION: Defined as the percentage of high school Scholars who are required to participate in the Scholar Success Program (graduation classes of 2017, 2018, and 2019) who have registered for a ScholarTrack account.

SCHOLAR SUCCESS PROGRAM COMPLETION: Defined as the percentage of high school Scholars who are required to participate in the Scholar Success Program who have completed all required Scholar Success Program activities during their respective cohort year.

ACADEMIC PERFORMANCE: Defined as the percentage of senior Scholars (class of 2015) who achieved a minimum GPA of 2.5 or higher

FAFSA COMPLETION: Defined as the percentage of high school senior Scholars (class of 2015) who filed the Free Application for Federal Student Aid (FAFSA) by the state deadline of March 10, 2015

Scholars.IN.gov



A program of the Indiana Commission for Higher Education

2014-2015 SCHOLAR OUTREACH SCORECARD

NON-PUBLIC, MARION COUNTY

	Local Scholars	All Scholars
Student Enrollment Eligible students enrolled in the Scholars program by June 30th of their 8th grade year	N/A	41%
ScholarTrack Registration Scholars who have a ScholarTrack account that records their completion of Scholar Success Program requirements	37%	49%
Scholar Success Program Completion Scholars completing all required Scholar Success Program activities for their grade level	22%	26%
Academic Performance Scholar earning at least the minimum cumulative 2.5 GPA required to earn the 21st Century Scholarship	69%	62%
FAFSA Completion Scholars filing the Free Application for Federal Student Aid (FAFSA) by March 10th of their high school senior year	81%	74%

N/A indicates that a value could not be calculated due to inapplicability of data, or because the denominator was zero.

STUDENT ENROLLMENT: Defined as the percentage of eligible 8th grade students who are enrolled in the Scholars program as a percentage of the total of 8th grade Free and Reduced Lunch Program population for the 2014-2015 academic year. Field may be listed as 'N/A' due to unavailability of Free and Reduced Lunch data. Similarly, enrollment may exceed 100% for schools in which the Scholar population exceeds that eighth grade free and reduced lunch population.

SCHOLARTRACK REGISTRATION: Defined as the percentage of high school Scholars who are required to participate in the Scholar Success Program (graduation classes of 2017, 2018, and 2019) who have registered for a ScholarTrack account.

SCHOLAR SUCCESS PROGRAM COMPLETION: Defined as the percentage of high school Scholars who are required to participate in the Scholar Success Program who have completed all required Scholar Success Program activities during their respective cohort year.

ACADEMIC PERFORMANCE: Defined as the percentage of senior Scholars (class of 2015) who achieved a minimum GPA of 2.5 or higher

FAFSA COMPLETION: Defined as the percentage of high school senior Scholars (class of 2015) who filed the Free Application for Federal Student Aid (FAFSA) by the state deadline of March 10, 2015

Scholars.IN.gov



A program of the Indiana Commission for Higher Education

2014-2015 SCHOLAR OUTREACH SCORECARD

NON-PUBLIC, MARSHALL COUNTY

	Local Scholars	All Scholars
Student Enrollment Eligible students enrolled in the Scholars program by June 30th of their 8th grade year	N/A	41%
ScholarTrack Registration Scholars who have a ScholarTrack account that records their completion of Scholar Success Program requirements	80%	49%
Scholar Success Program Completion Scholars completing all required Scholar Success Program activities for their grade level	60%	26%
Academic Performance Scholar earning at least the minimum cumulative 2.5 GPA required to earn the 21st Century Scholarship	100%	62%
FAFSA Completion Scholars filing the Free Application for Federal Student Aid (FAFSA) by March 10th of their high school senior year	100%	74%

N/A indicates that a value could not be calculated due to inapplicability of data, or because the denominator was zero.

STUDENT ENROLLMENT: Defined as the percentage of eligible 8th grade students who are enrolled in the Scholars program as a percentage of the total of 8th grade Free and Reduced Lunch Program population for the 2014-2015 academic year. Field may be listed as 'N/A' due to unavailability of Free and Reduced Lunch data. Similarly, enrollment may exceed 100% for schools in which the Scholar population exceeds that eighth grade free and reduced lunch population.

SCHOLARTRACK REGISTRATION: Defined as the percentage of high school Scholars who are required to participate in the Scholar Success Program (graduation classes of 2017, 2018, and 2019) who have registered for a ScholarTrack account.

SCHOLAR SUCCESS PROGRAM COMPLETION: Defined as the percentage of high school Scholars who are required to participate in the Scholar Success Program who have completed all required Scholar Success Program activities during their respective cohort year.

ACADEMIC PERFORMANCE: Defined as the percentage of senior Scholars (class of 2015) who achieved a minimum GPA of 2.5 or higher

FAFSA COMPLETION: Defined as the percentage of high school senior Scholars (class of 2015) who filed the Free Application for Federal Student Aid (FAFSA) by the state deadline of March 10, 2015

Scholars.IN.gov



A program of the Indiana Commission for Higher Education

2014-2015 SCHOLAR OUTREACH SCORECARD

NON-PUBLIC, MONROE COUNTY

	Local Scholars	All Scholars
Student Enrollment Eligible students enrolled in the Scholars program by June 30th of their 8th grade year	N/A	41%
ScholarTrack Registration Scholars who have a ScholarTrack account that records their completion of Scholar Success Program requirements	52%	49%
Scholar Success Program Completion Scholars completing all required Scholar Success Program activities for their grade level	36%	26%
Academic Performance Scholar earning at least the minimum cumulative 2.5 GPA required to earn the 21st Century Scholarship	100%	62%
FAFSA Completion Scholars filing the Free Application for Federal Student Aid (FAFSA) by March 10th of their high school senior year	100%	74%

N/A indicates that a value could not be calculated due to inapplicability of data, or because the denominator was zero.

STUDENT ENROLLMENT: Defined as the percentage of eligible 8th grade students who are enrolled in the Scholars program as a percentage of the total of 8th grade Free and Reduced Lunch Program population for the 2014-2015 academic year. Field may be listed as 'N/A' due to unavailability of Free and Reduced Lunch data. Similarly, enrollment may exceed 100% for schools in which the Scholar population exceeds that eighth grade free and reduced lunch population.

SCHOLARTRACK REGISTRATION: Defined as the percentage of high school Scholars who are required to participate in the Scholar Success Program (graduation classes of 2017, 2018, and 2019) who have registered for a ScholarTrack account.

SCHOLAR SUCCESS PROGRAM COMPLETION: Defined as the percentage of high school Scholars who are required to participate in the Scholar Success Program who have completed all required Scholar Success Program activities during their respective cohort year.

ACADEMIC PERFORMANCE: Defined as the percentage of senior Scholars (class of 2015) who achieved a minimum GPA of 2.5 or higher

FAFSA COMPLETION: Defined as the percentage of high school senior Scholars (class of 2015) who filed the Free Application for Federal Student Aid (FAFSA) by the state deadline of March 10, 2015

Scholars.IN.gov



A program of the Indiana Commission for Higher Education

2014-2015 SCHOLAR OUTREACH SCORECARD

NON-PUBLIC, MORGAN COUNTY

	Local Scholars	All Scholars
Student Enrollment Eligible students enrolled in the Scholars program by June 30th of their 8th grade year	N/A	41%
ScholarTrack Registration Scholars who have a ScholarTrack account that records their completion of Scholar Success Program requirements	100%	49%
Scholar Success Program Completion Scholars completing all required Scholar Success Program activities for their grade level	100%	26%
Academic Performance Scholar earning at least the minimum cumulative 2.5 GPA required to earn the 21st Century Scholarship	50%	62%
FAFSA Completion Scholars filing the Free Application for Federal Student Aid (FAFSA) by March 10th of their high school senior year	50%	74%

N/A indicates that a value could not be calculated due to inapplicability of data, or because the denominator was zero.

STUDENT ENROLLMENT: Defined as the percentage of eligible 8th grade students who are enrolled in the Scholars program as a percentage of the total of 8th grade Free and Reduced Lunch Program population for the 2014-2015 academic year. Field may be listed as 'N/A' due to unavailability of Free and Reduced Lunch data. Similarly, enrollment may exceed 100% for schools in which the Scholar population exceeds that eighth grade free and reduced lunch population.

SCHOLARTRACK REGISTRATION: Defined as the percentage of high school Scholars who are required to participate in the Scholar Success Program (graduation classes of 2017, 2018, and 2019) who have registered for a ScholarTrack account.

SCHOLAR SUCCESS PROGRAM COMPLETION: Defined as the percentage of high school Scholars who are required to participate in the Scholar Success Program who have completed all required Scholar Success Program activities during their respective cohort year.

ACADEMIC PERFORMANCE: Defined as the percentage of senior Scholars (class of 2015) who achieved a minimum GPA of 2.5 or higher

FAFSA COMPLETION: Defined as the percentage of high school senior Scholars (class of 2015) who filed the Free Application for Federal Student Aid (FAFSA) by the state deadline of March 10, 2015

Scholars.IN.gov



A program of the Indiana Commission for Higher Education

2014-2015 SCHOLAR OUTREACH SCORECARD

NON-PUBLIC, PORTER COUNTY

	Local Scholars	All Scholars
Student Enrollment Eligible students enrolled in the Scholars program by June 30th of their 8th grade year	N/A	41%
ScholarTrack Registration Scholars who have a ScholarTrack account that records their completion of Scholar Success Program requirements	0%	49%
Scholar Success Program Completion Scholars completing all required Scholar Success Program activities for their grade level	0%	26%
Academic Performance Scholar earning at least the minimum cumulative 2.5 GPA required to earn the 21st Century Scholarship	0%	62%
FAFSA Completion Scholars filing the Free Application for Federal Student Aid (FAFSA) by March 10th of their high school senior year	0%	74%

N/A indicates that a value could not be calculated due to inapplicability of data, or because the denominator was zero.

STUDENT ENROLLMENT: Defined as the percentage of eligible 8th grade students who are enrolled in the Scholars program as a percentage of the total of 8th grade Free and Reduced Lunch Program population for the 2014-2015 academic year. Field may be listed as 'N/A' due to unavailability of Free and Reduced Lunch data. Similarly, enrollment may exceed 100% for schools in which the Scholar population exceeds that eighth grade free and reduced lunch population.

SCHOLARTRACK REGISTRATION: Defined as the percentage of high school Scholars who are required to participate in the Scholar Success Program (graduation classes of 2017, 2018, and 2019) who have registered for a ScholarTrack account.

SCHOLAR SUCCESS PROGRAM COMPLETION: Defined as the percentage of high school Scholars who are required to participate in the Scholar Success Program who have completed all required Scholar Success Program activities during their respective cohort year.

ACADEMIC PERFORMANCE: Defined as the percentage of senior Scholars (class of 2015) who achieved a minimum GPA of 2.5 or higher

FAFSA COMPLETION: Defined as the percentage of high school senior Scholars (class of 2015) who filed the Free Application for Federal Student Aid (FAFSA) by the state deadline of March 10, 2015

Scholars.IN.gov



A program of the Indiana Commission for Higher Education

2014-2015 SCHOLAR OUTREACH SCORECARD

NON-PUBLIC, SCOTT COUNTY

	Local Scholars	All Scholars
Student Enrollment Eligible students enrolled in the Scholars program by June 30th of their 8th grade year	N/A	41%
ScholarTrack Registration Scholars who have a ScholarTrack account that records their completion of Scholar Success Program requirements	N/A	49%
Scholar Success Program Completion Scholars completing all required Scholar Success Program activities for their grade level	N/A	26%
Academic Performance Scholar earning at least the minimum cumulative 2.5 GPA required to earn the 21st Century Scholarship	N/A	62%
FAFSA Completion Scholars filing the Free Application for Federal Student Aid (FAFSA) by March 10th of their high school senior year	N/A	74%

N/A indicates that a value could not be calculated due to inapplicability of data, or because the denominator was zero.

STUDENT ENROLLMENT: Defined as the percentage of eligible 8th grade students who are enrolled in the Scholars program as a percentage of the total of 8th grade Free and Reduced Lunch Program population for the 2014-2015 academic year. Field may be listed as 'N/A' due to unavailability of Free and Reduced Lunch data. Similarly, enrollment may exceed 100% for schools in which the Scholar population exceeds that eighth grade free and reduced lunch population.

SCHOLARTRACK REGISTRATION: Defined as the percentage of high school Scholars who are required to participate in the Scholar Success Program (graduation classes of 2017, 2018, and 2019) who have registered for a ScholarTrack account.

SCHOLAR SUCCESS PROGRAM COMPLETION: Defined as the percentage of high school Scholars who are required to participate in the Scholar Success Program who have completed all required Scholar Success Program activities during their respective cohort year.

ACADEMIC PERFORMANCE: Defined as the percentage of senior Scholars (class of 2015) who achieved a minimum GPA of 2.5 or higher

FAFSA COMPLETION: Defined as the percentage of high school senior Scholars (class of 2015) who filed the Free Application for Federal Student Aid (FAFSA) by the state deadline of March 10, 2015

Scholars.IN.gov



A program of the Indiana Commission for Higher Education

2014-2015 SCHOLAR OUTREACH SCORECARD

NON-PUBLIC, STJOSEPH COUNTY

	Local Scholars	All Scholars
Student Enrollment Eligible students enrolled in the Scholars program by June 30th of their 8th grade year	N/A	41%
ScholarTrack Registration Scholars who have a ScholarTrack account that records their completion of Scholar Success Program requirements	47%	49%
Scholar Success Program Completion Scholars completing all required Scholar Success Program activities for their grade level	20%	26%
Academic Performance Scholar earning at least the minimum cumulative 2.5 GPA required to earn the 21st Century Scholarship	67%	62%
FAFSA Completion Scholars filing the Free Application for Federal Student Aid (FAFSA) by March 10th of their high school senior year	100%	74%

N/A indicates that a value could not be calculated due to inapplicability of data, or because the denominator was zero.

STUDENT ENROLLMENT: Defined as the percentage of eligible 8th grade students who are enrolled in the Scholars program as a percentage of the total of 8th grade Free and Reduced Lunch Program population for the 2014-2015 academic year. Field may be listed as 'N/A' due to unavailability of Free and Reduced Lunch data. Similarly, enrollment may exceed 100% for schools in which the Scholar population exceeds that eighth grade free and reduced lunch population.

SCHOLARTRACK REGISTRATION: Defined as the percentage of high school Scholars who are required to participate in the Scholar Success Program (graduation classes of 2017, 2018, and 2019) who have registered for a ScholarTrack account.

SCHOLAR SUCCESS PROGRAM COMPLETION: Defined as the percentage of high school Scholars who are required to participate in the Scholar Success Program who have completed all required Scholar Success Program activities during their respective cohort year.

ACADEMIC PERFORMANCE: Defined as the percentage of senior Scholars (class of 2015) who achieved a minimum GPA of 2.5 or higher

FAFSA COMPLETION: Defined as the percentage of high school senior Scholars (class of 2015) who filed the Free Application for Federal Student Aid (FAFSA) by the state deadline of March 10, 2015

Scholars.IN.gov



2014-2015 SCHOLAR OUTREACH SCORECARD

NON-PUBLIC, TIPPECANOE COUNTY

	Local Scholars	All Scholars
Student Enrollment Eligible students enrolled in the Scholars program by June 30th of their 8th grade year	N/A	41%
ScholarTrack Registration Scholars who have a ScholarTrack account that records their completion of Scholar Success Program requirements	42%	49%
Scholar Success Program Completion Scholars completing all required Scholar Success Program activities for their grade level	8%	26%
Academic Performance Scholar earning at least the minimum cumulative 2.5 GPA required to earn the 21st Century Scholarship	100%	62%
FAFSA Completion Scholars filing the Free Application for Federal Student Aid (FAFSA) by March 10th of their high school senior year	100%	74%

N/A indicates that a value could not be calculated due to inapplicability of data, or because the denominator was zero.

STUDENT ENROLLMENT: Defined as the percentage of eligible 8th grade students who are enrolled in the Scholars program as a percentage of the total of 8th grade Free and Reduced Lunch Program population for the 2014-2015 academic year. Field may be listed as 'N/A' due to unavailability of Free and Reduced Lunch data. Similarly, enrollment may exceed 100% for schools in which the Scholar population exceeds that eighth grade free and reduced lunch population.

SCHOLARTRACK REGISTRATION: Defined as the percentage of high school Scholars who are required to participate in the Scholar Success Program (graduation classes of 2017, 2018, and 2019) who have registered for a ScholarTrack account.

SCHOLAR SUCCESS PROGRAM COMPLETION: Defined as the percentage of high school Scholars who are required to participate in the Scholar Success Program who have completed all required Scholar Success Program activities during their respective cohort year.

ACADEMIC PERFORMANCE: Defined as the percentage of senior Scholars (class of 2015) who achieved a minimum GPA of 2.5 or higher

FAFSA COMPLETION: Defined as the percentage of high school senior Scholars (class of 2015) who filed the Free Application for Federal Student Aid (FAFSA) by the state deadline of March 10, 2015

Scholars.IN.gov



A program of the Indiana Commission for Higher Education

2014-2015 SCHOLAR OUTREACH SCORECARD

NON-PUBLIC, VANDERBURGH COUNTY

	Local Scholars	All Scholars
Student Enrollment Eligible students enrolled in the Scholars program by June 30th of their 8th grade year	N/A	41%
ScholarTrack Registration Scholars who have a ScholarTrack account that records their completion of Scholar Success Program requirements	75%	49%
Scholar Success Program Completion Scholars completing all required Scholar Success Program activities for their grade level	0%	26%
Academic Performance Scholar earning at least the minimum cumulative 2.5 GPA required to earn the 21st Century Scholarship	N/A	62%
FAFSA Completion Scholars filing the Free Application for Federal Student Aid (FAFSA) by March 10th of their high school senior year	N/A	74%

N/A indicates that a value could not be calculated due to inapplicability of data, or because the denominator was zero.

STUDENT ENROLLMENT: Defined as the percentage of eligible 8th grade students who are enrolled in the Scholars program as a percentage of the total of 8th grade Free and Reduced Lunch Program population for the 2014-2015 academic year. Field may be listed as 'N/A' due to unavailability of Free and Reduced Lunch data. Similarly, enrollment may exceed 100% for schools in which the Scholar population exceeds that eighth grade free and reduced lunch population.

SCHOLARTRACK REGISTRATION: Defined as the percentage of high school Scholars who are required to participate in the Scholar Success Program (graduation classes of 2017, 2018, and 2019) who have registered for a ScholarTrack account.

SCHOLAR SUCCESS PROGRAM COMPLETION: Defined as the percentage of high school Scholars who are required to participate in the Scholar Success Program who have completed all required Scholar Success Program activities during their respective cohort year.

ACADEMIC PERFORMANCE: Defined as the percentage of senior Scholars (class of 2015) who achieved a minimum GPA of 2.5 or higher

FAFSA COMPLETION: Defined as the percentage of high school senior Scholars (class of 2015) who filed the Free Application for Federal Student Aid (FAFSA) by the state deadline of March 10, 2015

Scholars.IN.gov



A program of the Indiana Commission for Higher Education

2014-2015 SCHOLAR OUTREACH SCORECARD

NON-PUBLIC, VIGO COUNTY

	Local Scholars	All Scholars
Student Enrollment Eligible students enrolled in the Scholars program by June 30th of their 8th grade year	N/A	41%
ScholarTrack Registration Scholars who have a ScholarTrack account that records their completion of Scholar Success Program requirements	26%	49%
Scholar Success Program Completion Scholars completing all required Scholar Success Program activities for their grade level	12%	26%
Academic Performance Scholar earning at least the minimum cumulative 2.5 GPA required to earn the 21st Century Scholarship	40%	62%
FAFSA Completion Scholars filing the Free Application for Federal Student Aid (FAFSA) by March 10th of their high school senior year	60%	74%

N/A indicates that a value could not be calculated due to inapplicability of data, or because the denominator was zero.

STUDENT ENROLLMENT: Defined as the percentage of eligible 8th grade students who are enrolled in the Scholars program as a percentage of the total of 8th grade Free and Reduced Lunch Program population for the 2014-2015 academic year. Field may be listed as 'N/A' due to unavailability of Free and Reduced Lunch data. Similarly, enrollment may exceed 100% for schools in which the Scholar population exceeds that eighth grade free and reduced lunch population.

SCHOLARTRACK REGISTRATION: Defined as the percentage of high school Scholars who are required to participate in the Scholar Success Program (graduation classes of 2017, 2018, and 2019) who have registered for a ScholarTrack account.

SCHOLAR SUCCESS PROGRAM COMPLETION: Defined as the percentage of high school Scholars who are required to participate in the Scholar Success Program who have completed all required Scholar Success Program activities during their respective cohort year.

ACADEMIC PERFORMANCE: Defined as the percentage of senior Scholars (class of 2015) who achieved a minimum GPA of 2.5 or higher

FAFSA COMPLETION: Defined as the percentage of high school senior Scholars (class of 2015) who filed the Free Application for Federal Student Aid (FAFSA) by the state deadline of March 10, 2015

Scholars.IN.gov



A program of the Indiana Commission for Higher Education

2014-2015 SCHOLAR OUTREACH SCORECARD

NON-PUBLIC, WABASH COUNTY

	Local Scholars	All Scholars
Student Enrollment Eligible students enrolled in the Scholars program by June 30th of their 8th grade year	N/A	41%
ScholarTrack Registration Scholars who have a ScholarTrack account that records their completion of Scholar Success Program requirements	N/A	49%
Scholar Success Program Completion Scholars completing all required Scholar Success Program activities for their grade level	N/A	26%
Academic Performance Scholar earning at least the minimum cumulative 2.5 GPA required to earn the 21st Century Scholarship	0%	62%
FAFSA Completion Scholars filing the Free Application for Federal Student Aid (FAFSA) by March 10th of their high school senior year	100%	74%

N/A indicates that a value could not be calculated due to inapplicability of data, or because the denominator was zero.

STUDENT ENROLLMENT: Defined as the percentage of eligible 8th grade students who are enrolled in the Scholars program as a percentage of the total of 8th grade Free and Reduced Lunch Program population for the 2014-2015 academic year. Field may be listed as 'N/A' due to unavailability of Free and Reduced Lunch data. Similarly, enrollment may exceed 100% for schools in which the Scholar population exceeds that eighth grade free and reduced lunch population.

SCHOLARTRACK REGISTRATION: Defined as the percentage of high school Scholars who are required to participate in the Scholar Success Program (graduation classes of 2017, 2018, and 2019) who have registered for a ScholarTrack account.

SCHOLAR SUCCESS PROGRAM COMPLETION: Defined as the percentage of high school Scholars who are required to participate in the Scholar Success Program who have completed all required Scholar Success Program activities during their respective cohort year.

ACADEMIC PERFORMANCE: Defined as the percentage of senior Scholars (class of 2015) who achieved a minimum GPA of 2.5 or higher

FAFSA COMPLETION: Defined as the percentage of high school senior Scholars (class of 2015) who filed the Free Application for Federal Student Aid (FAFSA) by the state deadline of March 10, 2015

Scholars.IN.gov



A program of the Indiana Commission for Higher Education

2014-2015 SCHOLAR OUTREACH SCORECARD

NON-PUBLIC, WAYNE COUNTY

	Local Scholars	All Scholars
Student Enrollment Eligible students enrolled in the Scholars program by June 30th of their 8th grade year	N/A	41%
ScholarTrack Registration Scholars who have a ScholarTrack account that records their completion of Scholar Success Program requirements	N/A	49%
Scholar Success Program Completion Scholars completing all required Scholar Success Program activities for their grade level	N/A	26%
Academic Performance Scholar earning at least the minimum cumulative 2.5 GPA required to earn the 21st Century Scholarship	N/A	62%
FAFSA Completion Scholars filing the Free Application for Federal Student Aid (FAFSA) by March 10th of their high school senior year	N/A	74%

N/A indicates that a value could not be calculated due to inapplicability of data, or because the denominator was zero.

STUDENT ENROLLMENT: Defined as the percentage of eligible 8th grade students who are enrolled in the Scholars program as a percentage of the total of 8th grade Free and Reduced Lunch Program population for the 2014-2015 academic year. Field may be listed as 'N/A' due to unavailability of Free and Reduced Lunch data. Similarly, enrollment may exceed 100% for schools in which the Scholar population exceeds that eighth grade free and reduced lunch population.

SCHOLARTRACK REGISTRATION: Defined as the percentage of high school Scholars who are required to participate in the Scholar Success Program (graduation classes of 2017, 2018, and 2019) who have registered for a ScholarTrack account.

SCHOLAR SUCCESS PROGRAM COMPLETION: Defined as the percentage of high school Scholars who are required to participate in the Scholar Success Program who have completed all required Scholar Success Program activities during their respective cohort year.

ACADEMIC PERFORMANCE: Defined as the percentage of senior Scholars (class of 2015) who achieved a minimum GPA of 2.5 or higher

FAFSA COMPLETION: Defined as the percentage of high school senior Scholars (class of 2015) who filed the Free Application for Federal Student Aid (FAFSA) by the state deadline of March 10, 2015

Scholars.IN.gov



A program of the Indiana Commission for Higher Education

2014-2015 SCHOLAR OUTREACH SCORECARD

NON-PUBLIC, WELLS COUNTY

	Local Scholars	All Scholars
Student Enrollment Eligible students enrolled in the Scholars program by June 30th of their 8th grade year	N/A	41%
ScholarTrack Registration Scholars who have a ScholarTrack account that records their completion of Scholar Success Program requirements	0%	49%
Scholar Success Program Completion Scholars completing all required Scholar Success Program activities for their grade level	0%	26%
Academic Performance Scholar earning at least the minimum cumulative 2.5 GPA required to earn the 21st Century Scholarship	0%	62%
FAFSA Completion Scholars filing the Free Application for Federal Student Aid (FAFSA) by March 10th of their high school senior year	0%	74%

N/A indicates that a value could not be calculated due to inapplicability of data, or because the denominator was zero.

STUDENT ENROLLMENT: Defined as the percentage of eligible 8th grade students who are enrolled in the Scholars program as a percentage of the total of 8th grade Free and Reduced Lunch Program population for the 2014-2015 academic year. Field may be listed as 'N/A' due to unavailability of Free and Reduced Lunch data. Similarly, enrollment may exceed 100% for schools in which the Scholar population exceeds that eighth grade free and reduced lunch population.

SCHOLARTRACK REGISTRATION: Defined as the percentage of high school Scholars who are required to participate in the Scholar Success Program (graduation classes of 2017, 2018, and 2019) who have registered for a ScholarTrack account.

SCHOLAR SUCCESS PROGRAM COMPLETION: Defined as the percentage of high school Scholars who are required to participate in the Scholar Success Program who have completed all required Scholar Success Program activities during their respective cohort year.

ACADEMIC PERFORMANCE: Defined as the percentage of senior Scholars (class of 2015) who achieved a minimum GPA of 2.5 or higher

FAFSA COMPLETION: Defined as the percentage of high school senior Scholars (class of 2015) who filed the Free Application for Federal Student Aid (FAFSA) by the state deadline of March 10, 2015

Scholars.IN.gov



2014-2015 SCHOLAR OUTREACH SCORECARD

NON-PUBLIC, WHITLEY COUNTY

	Local Scholars	All Scholars
Student Enrollment Eligible students enrolled in the Scholars program by June 30th of their 8th grade year	N/A	41%
ScholarTrack Registration Scholars who have a ScholarTrack account that records their completion of Scholar Success Program requirements	100%	49%
Scholar Success Program Completion Scholars completing all required Scholar Success Program activities for their grade level	0%	26%
Academic Performance Scholar earning at least the minimum cumulative 2.5 GPA required to earn the 21st Century Scholarship	0%	62%
FAFSA Completion Scholars filing the Free Application for Federal Student Aid (FAFSA) by March 10th of their high school senior year	0%	74%

N/A indicates that a value could not be calculated due to inapplicability of data, or because the denominator was zero.

STUDENT ENROLLMENT: Defined as the percentage of eligible 8th grade students who are enrolled in the Scholars program as a percentage of the total of 8th grade Free and Reduced Lunch Program population for the 2014-2015 academic year. Field may be listed as 'N/A' due to unavailability of Free and Reduced Lunch data. Similarly, enrollment may exceed 100% for schools in which the Scholar population exceeds that eighth grade free and reduced lunch population.

SCHOLARTRACK REGISTRATION: Defined as the percentage of high school Scholars who are required to participate in the Scholar Success Program (graduation classes of 2017, 2018, and 2019) who have registered for a ScholarTrack account.

SCHOLAR SUCCESS PROGRAM COMPLETION: Defined as the percentage of high school Scholars who are required to participate in the Scholar Success Program who have completed all required Scholar Success Program activities during their respective cohort year.

ACADEMIC PERFORMANCE: Defined as the percentage of senior Scholars (class of 2015) who achieved a minimum GPA of 2.5 or higher

FAFSA COMPLETION: Defined as the percentage of high school senior Scholars (class of 2015) who filed the Free Application for Federal Student Aid (FAFSA) by the state deadline of March 10, 2015

Scholars.IN.gov



A program of the Indiana Commission for Higher Education

2014-2015 SCHOLAR OUTREACH SCORECARD

NORTH ADAMS COMMUNITY SCHOOLS

	Local Scholars	All Scholars
Student Enrollment Eligible students enrolled in the Scholars program by June 30th of their 8th grade year	N/A	41%
ScholarTrack Registration Scholars who have a ScholarTrack account that records their completion of Scholar Success Program requirements	88%	49%
Scholar Success Program Completion Scholars completing all required Scholar Success Program activities for their grade level	43%	26%
Academic Performance Scholar earning at least the minimum cumulative 2.5 GPA required to earn the 21st Century Scholarship	64%	62%
FAFSA Completion Scholars filing the Free Application for Federal Student Aid (FAFSA) by March 10th of their high school senior year	71%	74%

N/A indicates that a value could not be calculated due to inapplicability of data, or because the denominator was zero.

STUDENT ENROLLMENT: Defined as the percentage of eligible 8th grade students who are enrolled in the Scholars program as a percentage of the total of 8th grade Free and Reduced Lunch Program population for the 2014-2015 academic year. Field may be listed as 'N/A' due to unavailability of Free and Reduced Lunch data. Similarly, enrollment may exceed 100% for schools in which the Scholar population exceeds that eighth grade free and reduced lunch population.

SCHOLARTRACK REGISTRATION: Defined as the percentage of high school Scholars who are required to participate in the Scholar Success Program (graduation classes of 2017, 2018, and 2019) who have registered for a ScholarTrack account.

SCHOLAR SUCCESS PROGRAM COMPLETION: Defined as the percentage of high school Scholars who are required to participate in the Scholar Success Program who have completed all required Scholar Success Program activities during their respective cohort year.

ACADEMIC PERFORMANCE: Defined as the percentage of senior Scholars (class of 2015) who achieved a minimum GPA of 2.5 or higher

FAFSA COMPLETION: Defined as the percentage of high school senior Scholars (class of 2015) who filed the Free Application for Federal Student Aid (FAFSA) by the state deadline of March 10, 2015

Scholars.IN.gov



A program of the Indiana Commission for Higher Education

2014-2015 SCHOLAR OUTREACH SCORECARD

NORTH DAVIESS COM SCHOOLS

	Local Scholars	All Scholars
Student Enrollment Eligible students enrolled in the Scholars program by June 30th of their 8th grade year	48%	41%
ScholarTrack Registration Scholars who have a ScholarTrack account that records their completion of Scholar Success Program requirements	40%	49%
Scholar Success Program Completion Scholars completing all required Scholar Success Program activities for their grade level	11%	26%
Academic Performance Scholar earning at least the minimum cumulative 2.5 GPA required to earn the 21st Century Scholarship	39%	62%
FAFSA Completion Scholars filing the Free Application for Federal Student Aid (FAFSA) by March 10th of their high school senior year	94%	74%

N/A indicates that a value could not be calculated due to inapplicability of data, or because the denominator was zero.

STUDENT ENROLLMENT: Defined as the percentage of eligible 8th grade students who are enrolled in the Scholars program as a percentage of the total of 8th grade Free and Reduced Lunch Program population for the 2014-2015 academic year. Field may be listed as 'N/A' due to unavailability of Free and Reduced Lunch data. Similarly, enrollment may exceed 100% for schools in which the Scholar population exceeds that eighth grade free and reduced lunch population.

SCHOLARTRACK REGISTRATION: Defined as the percentage of high school Scholars who are required to participate in the Scholar Success Program (graduation classes of 2017, 2018, and 2019) who have registered for a ScholarTrack account.

SCHOLAR SUCCESS PROGRAM COMPLETION: Defined as the percentage of high school Scholars who are required to participate in the Scholar Success Program who have completed all required Scholar Success Program activities during their respective cohort year.

ACADEMIC PERFORMANCE: Defined as the percentage of senior Scholars (class of 2015) who achieved a minimum GPA of 2.5 or higher

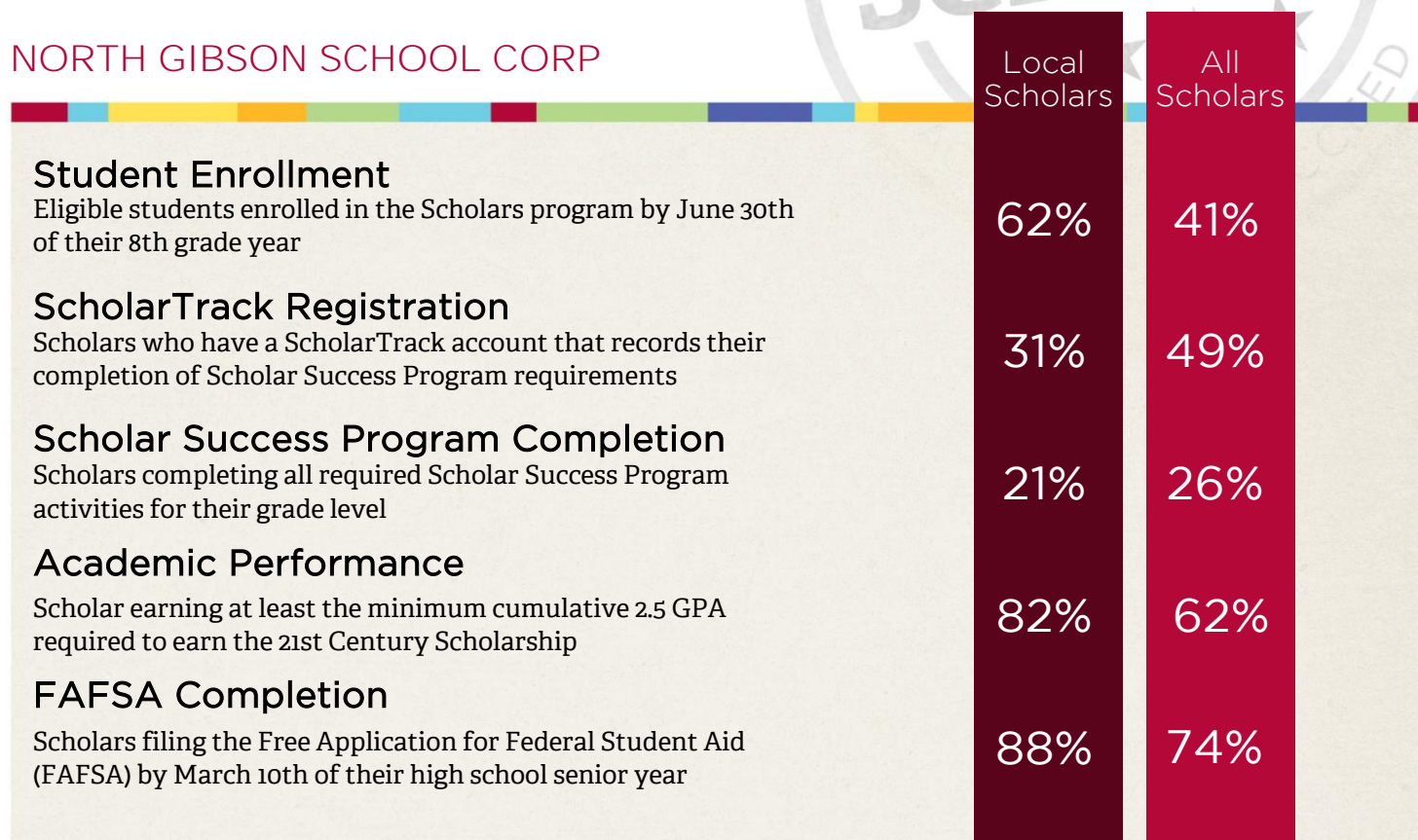
FAFSA COMPLETION: Defined as the percentage of high school senior Scholars (class of 2015) who filed the Free Application for Federal Student Aid (FAFSA) by the state deadline of March 10, 2015

Scholars.IN.gov



2014-2015 SCHOLAR OUTREACH SCORECARD

NORTH GIBSON SCHOOL CORP



N/A indicates that a value could not be calculated due to inapplicability of data, or because the denominator was zero.

STUDENT ENROLLMENT: Defined as the percentage of eligible 8th grade students who are enrolled in the Scholars program as a percentage of the total of 8th grade Free and Reduced Lunch Program population for the 2014-2015 academic year. Field may be listed as 'N/A' due to unavailability of Free and Reduced Lunch data. Similarly, enrollment may exceed 100% for schools in which the Scholar population exceeds that eighth grade free and reduced lunch population.

SCHOLARTRACK REGISTRATION: Defined as the percentage of high school Scholars who are required to participate in the Scholar Success Program (graduation classes of 2017, 2018, and 2019) who have registered for a ScholarTrack account.

SCHOLAR SUCCESS PROGRAM COMPLETION: Defined as the percentage of high school Scholars who are required to participate in the Scholar Success Program who have completed all required Scholar Success Program activities during their respective cohort year.

ACADEMIC PERFORMANCE: Defined as the percentage of senior Scholars (class of 2015) who achieved a minimum GPA of 2.5 or higher

FAFSA COMPLETION: Defined as the percentage of high school senior Scholars (class of 2015) who filed the Free Application for Federal Student Aid (FAFSA) by the state deadline of March 10, 2015

Scholars.IN.gov



2014-2015 SCHOLAR OUTREACH SCORECARD

NORTH HARRISON COM SCHOOL CORP

	Local Scholars	All Scholars
Student Enrollment Eligible students enrolled in the Scholars program by June 30th of their 8th grade year	51%	41%
ScholarTrack Registration Scholars who have a ScholarTrack account that records their completion of Scholar Success Program requirements	56%	49%
Scholar Success Program Completion Scholars completing all required Scholar Success Program activities for their grade level	54%	26%
Academic Performance Scholar earning at least the minimum cumulative 2.5 GPA required to earn the 21st Century Scholarship	83%	62%
FAFSA Completion Scholars filing the Free Application for Federal Student Aid (FAFSA) by March 10th of their high school senior year	93%	74%

N/A indicates that a value could not be calculated due to inapplicability of data, or because the denominator was zero.

STUDENT ENROLLMENT: Defined as the percentage of eligible 8th grade students who are enrolled in the Scholars program as a percentage of the total of 8th grade Free and Reduced Lunch Program population for the 2014-2015 academic year. Field may be listed as 'N/A' due to unavailability of Free and Reduced Lunch data. Similarly, enrollment may exceed 100% for schools in which the Scholar population exceeds that eighth grade free and reduced lunch population.

SCHOLARTRACK REGISTRATION: Defined as the percentage of high school Scholars who are required to participate in the Scholar Success Program (graduation classes of 2017, 2018, and 2019) who have registered for a ScholarTrack account.

SCHOLAR SUCCESS PROGRAM COMPLETION: Defined as the percentage of high school Scholars who are required to participate in the Scholar Success Program who have completed all required Scholar Success Program activities during their respective cohort year.

ACADEMIC PERFORMANCE: Defined as the percentage of senior Scholars (class of 2015) who achieved a minimum GPA of 2.5 or higher

FAFSA COMPLETION: Defined as the percentage of high school senior Scholars (class of 2015) who filed the Free Application for Federal Student Aid (FAFSA) by the state deadline of March 10, 2015

Scholars.IN.gov



A program of the Indiana Commission for Higher Education

2014-2015 SCHOLAR OUTREACH SCORECARD

NORTH JUDSON-SAN PIERRE SCH CORP

	Local Scholars	All Scholars
Student Enrollment Eligible students enrolled in the Scholars program by June 30th of their 8th grade year	N/A	41%
ScholarTrack Registration Scholars who have a ScholarTrack account that records their completion of Scholar Success Program requirements	75%	49%
Scholar Success Program Completion Scholars completing all required Scholar Success Program activities for their grade level	75%	26%
Academic Performance Scholar earning at least the minimum cumulative 2.5 GPA required to earn the 21st Century Scholarship	57%	62%
FAFSA Completion Scholars filing the Free Application for Federal Student Aid (FAFSA) by March 10th of their high school senior year	76%	74%

N/A indicates that a value could not be calculated due to inapplicability of data, or because the denominator was zero.

STUDENT ENROLLMENT: Defined as the percentage of eligible 8th grade students who are enrolled in the Scholars program as a percentage of the total of 8th grade Free and Reduced Lunch Program population for the 2014-2015 academic year. Field may be listed as 'N/A' due to unavailability of Free and Reduced Lunch data. Similarly, enrollment may exceed 100% for schools in which the Scholar population exceeds that eighth grade free and reduced lunch population.

SCHOLARTRACK REGISTRATION: Defined as the percentage of high school Scholars who are required to participate in the Scholar Success Program (graduation classes of 2017, 2018, and 2019) who have registered for a ScholarTrack account.

SCHOLAR SUCCESS PROGRAM COMPLETION: Defined as the percentage of high school Scholars who are required to participate in the Scholar Success Program who have completed all required Scholar Success Program activities during their respective cohort year.

ACADEMIC PERFORMANCE: Defined as the percentage of senior Scholars (class of 2015) who achieved a minimum GPA of 2.5 or higher

FAFSA COMPLETION: Defined as the percentage of high school senior Scholars (class of 2015) who filed the Free Application for Federal Student Aid (FAFSA) by the state deadline of March 10, 2015


Scholars.IN.gov



A program of the Indiana Commission for Higher Education

2014-2015 SCHOLAR OUTREACH SCORECARD

NORTH KNOX SCHOOL CORP



	Local Scholars	All Scholars
Student Enrollment Eligible students enrolled in the Scholars program by June 30th of their 8th grade year	56%	41%
ScholarTrack Registration Scholars who have a ScholarTrack account that records their completion of Scholar Success Program requirements	83%	49%
Scholar Success Program Completion Scholars completing all required Scholar Success Program activities for their grade level	23%	26%
Academic Performance Scholar earning at least the minimum cumulative 2.5 GPA required to earn the 21st Century Scholarship	68%	62%
FAFSA Completion Scholars filing the Free Application for Federal Student Aid (FAFSA) by March 10th of their high school senior year	91%	74%

N/A indicates that a value could not be calculated due to inapplicability of data, or because the denominator was zero.

STUDENT ENROLLMENT: Defined as the percentage of eligible 8th grade students who are enrolled in the Scholars program as a percentage of the total of 8th grade Free and Reduced Lunch Program population for the 2014-2015 academic year. Field may be listed as 'N/A' due to unavailability of Free and Reduced Lunch data. Similarly, enrollment may exceed 100% for schools in which the Scholar population exceeds that eighth grade free and reduced lunch population.

SCHOLARTRACK REGISTRATION: Defined as the percentage of high school Scholars who are required to participate in the Scholar Success Program (graduation classes of 2017, 2018, and 2019) who have registered for a ScholarTrack account.

SCHOLAR SUCCESS PROGRAM COMPLETION: Defined as the percentage of high school Scholars who are required to participate in the Scholar Success Program who have completed all required Scholar Success Program activities during their respective cohort year.

ACADEMIC PERFORMANCE: Defined as the percentage of senior Scholars (class of 2015) who achieved a minimum GPA of 2.5 or higher

FAFSA COMPLETION: Defined as the percentage of high school senior Scholars (class of 2015) who filed the Free Application for Federal Student Aid (FAFSA) by the state deadline of March 10, 2015

Scholars.IN.gov



A program of the Indiana Commission for Higher Education

2014-2015 SCHOLAR OUTREACH SCORECARD

NORTH LAWRENCE COM SCHOOLS

	Local Scholars	All Scholars
Student Enrollment Eligible students enrolled in the Scholars program by June 30th of their 8th grade year	43%	41%
ScholarTrack Registration Scholars who have a ScholarTrack account that records their completion of Scholar Success Program requirements	66%	49%
Scholar Success Program Completion Scholars completing all required Scholar Success Program activities for their grade level	49%	26%
Academic Performance Scholar earning at least the minimum cumulative 2.5 GPA required to earn the 21st Century Scholarship	65%	62%
FAFSA Completion Scholars filing the Free Application for Federal Student Aid (FAFSA) by March 10th of their high school senior year	73%	74%

N/A indicates that a value could not be calculated due to inapplicability of data, or because the denominator was zero.

STUDENT ENROLLMENT: Defined as the percentage of eligible 8th grade students who are enrolled in the Scholars program as a percentage of the total of 8th grade Free and Reduced Lunch Program population for the 2014-2015 academic year. Field may be listed as 'N/A' due to unavailability of Free and Reduced Lunch data. Similarly, enrollment may exceed 100% for schools in which the Scholar population exceeds that eighth grade free and reduced lunch population.

SCHOLARTRACK REGISTRATION: Defined as the percentage of high school Scholars who are required to participate in the Scholar Success Program (graduation classes of 2017, 2018, and 2019) who have registered for a ScholarTrack account.

SCHOLAR SUCCESS PROGRAM COMPLETION: Defined as the percentage of high school Scholars who are required to participate in the Scholar Success Program who have completed all required Scholar Success Program activities during their respective cohort year.

ACADEMIC PERFORMANCE: Defined as the percentage of senior Scholars (class of 2015) who achieved a minimum GPA of 2.5 or higher

FAFSA COMPLETION: Defined as the percentage of high school senior Scholars (class of 2015) who filed the Free Application for Federal Student Aid (FAFSA) by the state deadline of March 10, 2015

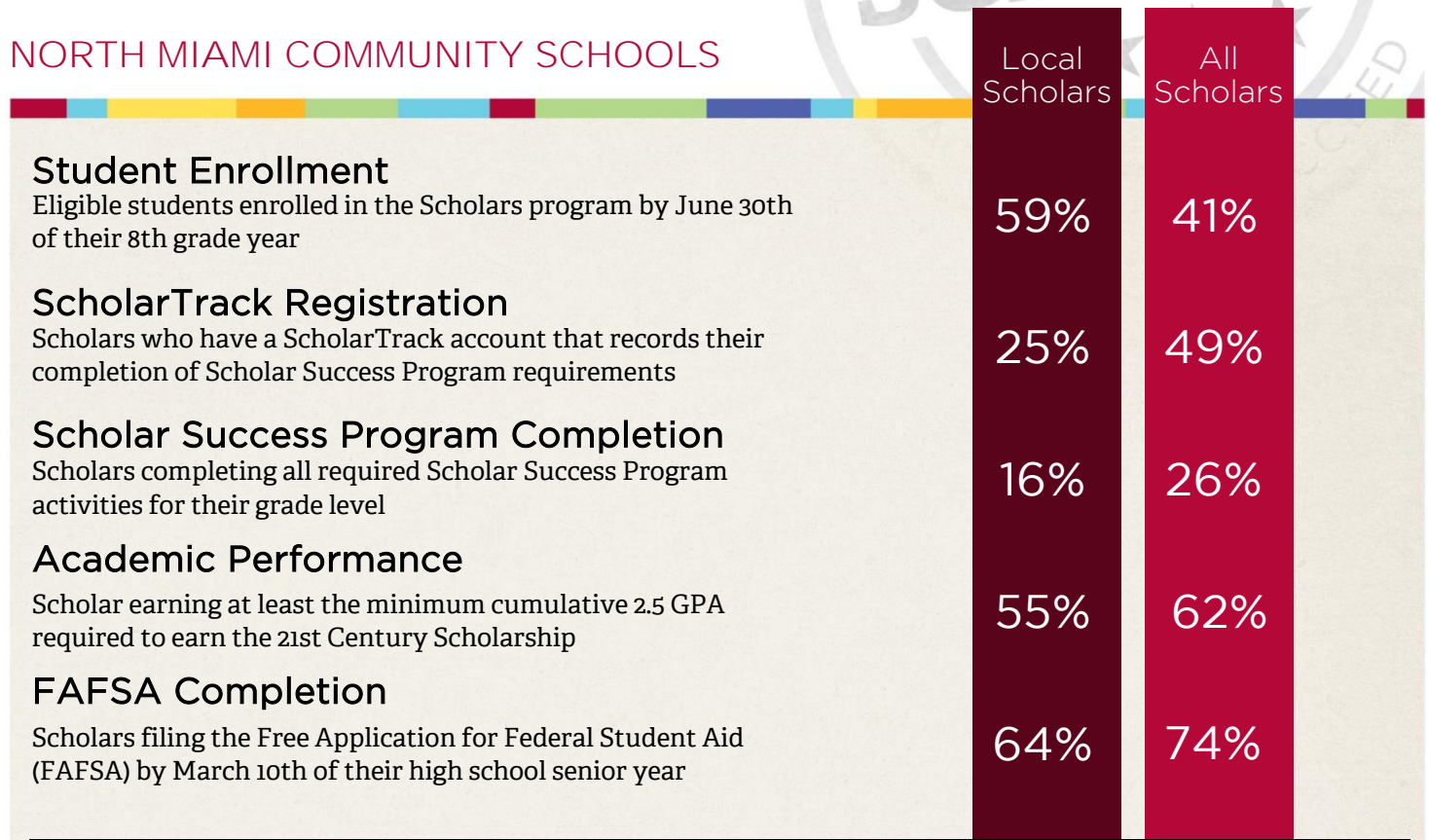
Scholars.IN.gov



A program of the Indiana Commission for Higher Education

2014-2015 SCHOLAR OUTREACH SCORECARD

NORTH MIAMI COMMUNITY SCHOOLS



N/A indicates that a value could not be calculated due to inapplicability of data, or because the denominator was zero.

STUDENT ENROLLMENT: Defined as the percentage of eligible 8th grade students who are enrolled in the Scholars program as a percentage of the total of 8th grade Free and Reduced Lunch Program population for the 2014-2015 academic year. Field may be listed as 'N/A' due to unavailability of Free and Reduced Lunch data. Similarly, enrollment may exceed 100% for schools in which the Scholar population exceeds that eighth grade free and reduced lunch population.

SCHOLARTRACK REGISTRATION: Defined as the percentage of high school Scholars who are required to participate in the Scholar Success Program (graduation classes of 2017, 2018, and 2019) who have registered for a ScholarTrack account.

SCHOLAR SUCCESS PROGRAM COMPLETION: Defined as the percentage of high school Scholars who are required to participate in the Scholar Success Program who have completed all required Scholar Success Program activities during their respective cohort year.

ACADEMIC PERFORMANCE: Defined as the percentage of senior Scholars (class of 2015) who achieved a minimum GPA of 2.5 or higher

FAFSA COMPLETION: Defined as the percentage of high school senior Scholars (class of 2015) who filed the Free Application for Federal Student Aid (FAFSA) by the state deadline of March 10, 2015

Scholars.IN.gov



2014-2015 SCHOLAR OUTREACH SCORECARD

NORTH MONTGOMERY COM SCH CORP

	Local Scholars	All Scholars
Student Enrollment Eligible students enrolled in the Scholars program by June 30th of their 8th grade year	10%	41%
ScholarTrack Registration Scholars who have a ScholarTrack account that records their completion of Scholar Success Program requirements	93%	49%
Scholar Success Program Completion Scholars completing all required Scholar Success Program activities for their grade level	66%	26%
Academic Performance Scholar earning at least the minimum cumulative 2.5 GPA required to earn the 21st Century Scholarship	84%	62%
FAFSA Completion Scholars filing the Free Application for Federal Student Aid (FAFSA) by March 10th of their high school senior year	81%	74%

N/A indicates that a value could not be calculated due to inapplicability of data, or because the denominator was zero.

STUDENT ENROLLMENT: Defined as the percentage of eligible 8th grade students who are enrolled in the Scholars program as a percentage of the total of 8th grade Free and Reduced Lunch Program population for the 2014-2015 academic year. Field may be listed as 'N/A' due to unavailability of Free and Reduced Lunch data. Similarly, enrollment may exceed 100% for schools in which the Scholar population exceeds that eighth grade free and reduced lunch population.

SCHOLARTRACK REGISTRATION: Defined as the percentage of high school Scholars who are required to participate in the Scholar Success Program (graduation classes of 2017, 2018, and 2019) who have registered for a ScholarTrack account.

SCHOLAR SUCCESS PROGRAM COMPLETION: Defined as the percentage of high school Scholars who are required to participate in the Scholar Success Program who have completed all required Scholar Success Program activities during their respective cohort year.

ACADEMIC PERFORMANCE: Defined as the percentage of senior Scholars (class of 2015) who achieved a minimum GPA of 2.5 or higher

FAFSA COMPLETION: Defined as the percentage of high school senior Scholars (class of 2015) who filed the Free Application for Federal Student Aid (FAFSA) by the state deadline of March 10, 2015

Scholars.IN.gov



A program of the Indiana Commission for Higher Education

2014-2015 SCHOLAR OUTREACH SCORECARD

NORTH NEWTON SCHOOL CORP

	Local Scholars	All Scholars
Student Enrollment Eligible students enrolled in the Scholars program by June 30th of their 8th grade year	21%	41%
ScholarTrack Registration Scholars who have a ScholarTrack account that records their completion of Scholar Success Program requirements	35%	49%
Scholar Success Program Completion Scholars completing all required Scholar Success Program activities for their grade level	13%	26%
Academic Performance Scholar earning at least the minimum cumulative 2.5 GPA required to earn the 21st Century Scholarship	92%	62%
FAFSA Completion Scholars filing the Free Application for Federal Student Aid (FAFSA) by March 10th of their high school senior year	100%	74%

N/A indicates that a value could not be calculated due to inapplicability of data, or because the denominator was zero.

STUDENT ENROLLMENT: Defined as the percentage of eligible 8th grade students who are enrolled in the Scholars program as a percentage of the total of 8th grade Free and Reduced Lunch Program population for the 2014-2015 academic year. Field may be listed as 'N/A' due to unavailability of Free and Reduced Lunch data. Similarly, enrollment may exceed 100% for schools in which the Scholar population exceeds that eighth grade free and reduced lunch population.

SCHOLARTRACK REGISTRATION: Defined as the percentage of high school Scholars who are required to participate in the Scholar Success Program (graduation classes of 2017, 2018, and 2019) who have registered for a ScholarTrack account.

SCHOLAR SUCCESS PROGRAM COMPLETION: Defined as the percentage of high school Scholars who are required to participate in the Scholar Success Program who have completed all required Scholar Success Program activities during their respective cohort year.

ACADEMIC PERFORMANCE: Defined as the percentage of senior Scholars (class of 2015) who achieved a minimum GPA of 2.5 or higher

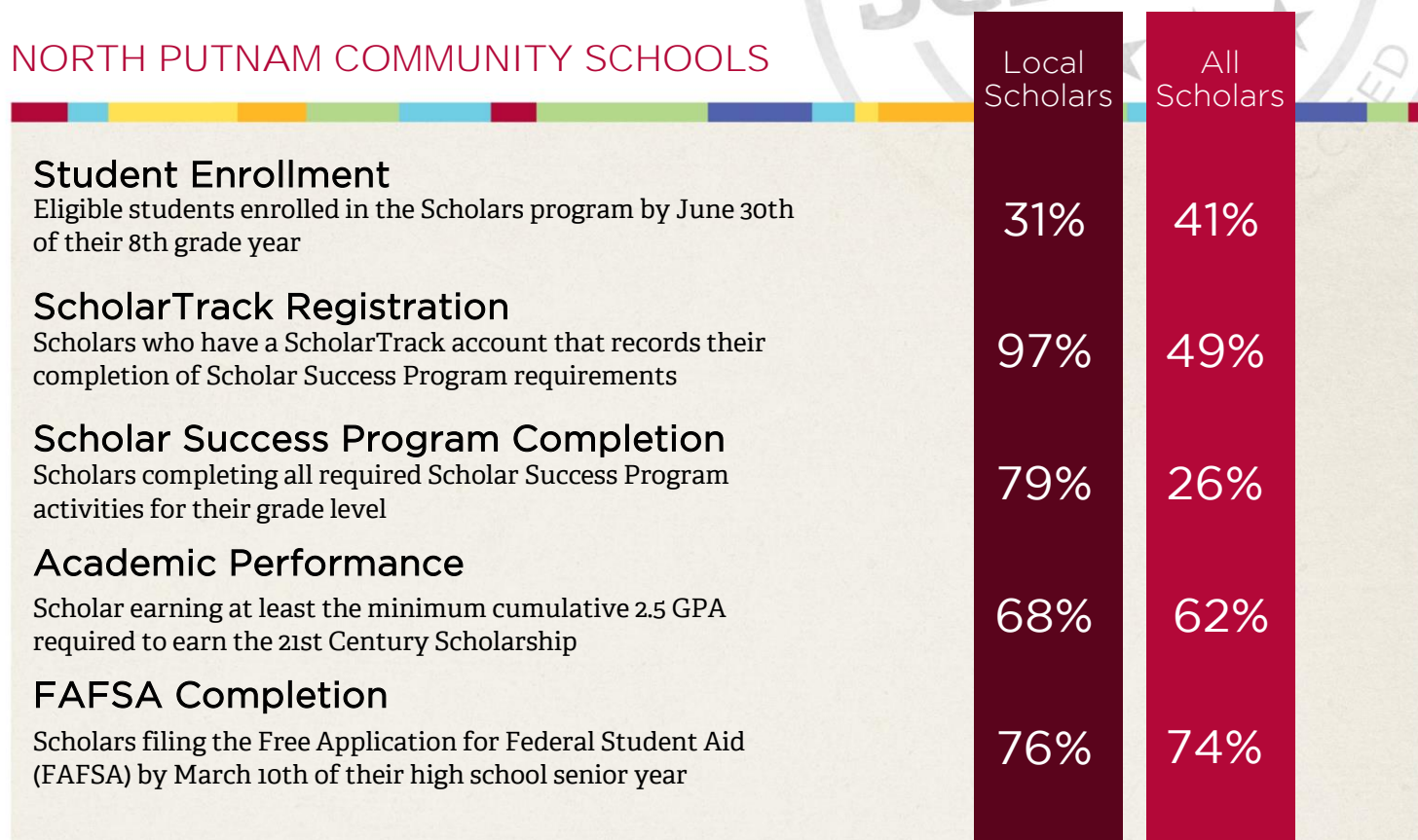
FAFSA COMPLETION: Defined as the percentage of high school senior Scholars (class of 2015) who filed the Free Application for Federal Student Aid (FAFSA) by the state deadline of March 10, 2015

Scholars.IN.gov



2014-2015 SCHOLAR OUTREACH SCORECARD

NORTH PUTNAM COMMUNITY SCHOOLS



N/A indicates that a value could not be calculated due to inapplicability of data, or because the denominator was zero.

STUDENT ENROLLMENT: Defined as the percentage of eligible 8th grade students who are enrolled in the Scholars program as a percentage of the total of 8th grade Free and Reduced Lunch Program population for the 2014-2015 academic year. Field may be listed as 'N/A' due to unavailability of Free and Reduced Lunch data. Similarly, enrollment may exceed 100% for schools in which the Scholar population exceeds that eighth grade free and reduced lunch population.

SCHOLARTRACK REGISTRATION: Defined as the percentage of high school Scholars who are required to participate in the Scholar Success Program (graduation classes of 2017, 2018, and 2019) who have registered for a ScholarTrack account.

SCHOLAR SUCCESS PROGRAM COMPLETION: Defined as the percentage of high school Scholars who are required to participate in the Scholar Success Program who have completed all required Scholar Success Program activities during their respective cohort year.

ACADEMIC PERFORMANCE: Defined as the percentage of senior Scholars (class of 2015) who achieved a minimum GPA of 2.5 or higher

FAFSA COMPLETION: Defined as the percentage of high school senior Scholars (class of 2015) who filed the Free Application for Federal Student Aid (FAFSA) by the state deadline of March 10, 2015

Scholars.IN.gov



A program of the Indiana Commission for Higher Education

2014-2015 SCHOLAR OUTREACH SCORECARD

NORTH SPENCER COUNTY SCH CORP

	Local Scholars	All Scholars
Student Enrollment Eligible students enrolled in the Scholars program by June 30th of their 8th grade year	N/A	41%
ScholarTrack Registration Scholars who have a ScholarTrack account that records their completion of Scholar Success Program requirements	61%	49%
Scholar Success Program Completion Scholars completing all required Scholar Success Program activities for their grade level	53%	26%
Academic Performance Scholar earning at least the minimum cumulative 2.5 GPA required to earn the 21st Century Scholarship	79%	62%
FAFSA Completion Scholars filing the Free Application for Federal Student Aid (FAFSA) by March 10th of their high school senior year	79%	74%

N/A indicates that a value could not be calculated due to inapplicability of data, or because the denominator was zero.

STUDENT ENROLLMENT: Defined as the percentage of eligible 8th grade students who are enrolled in the Scholars program as a percentage of the total of 8th grade Free and Reduced Lunch Program population for the 2014-2015 academic year. Field may be listed as 'N/A' due to unavailability of Free and Reduced Lunch data. Similarly, enrollment may exceed 100% for schools in which the Scholar population exceeds that eighth grade free and reduced lunch population.

SCHOLARTRACK REGISTRATION: Defined as the percentage of high school Scholars who are required to participate in the Scholar Success Program (graduation classes of 2017, 2018, and 2019) who have registered for a ScholarTrack account.

SCHOLAR SUCCESS PROGRAM COMPLETION: Defined as the percentage of high school Scholars who are required to participate in the Scholar Success Program who have completed all required Scholar Success Program activities during their respective cohort year.

ACADEMIC PERFORMANCE: Defined as the percentage of senior Scholars (class of 2015) who achieved a minimum GPA of 2.5 or higher

FAFSA COMPLETION: Defined as the percentage of high school senior Scholars (class of 2015) who filed the Free Application for Federal Student Aid (FAFSA) by the state deadline of March 10, 2015

Scholars.IN.gov



A program of the Indiana Commission for Higher Education

2014-2015 SCHOLAR OUTREACH SCORECARD

NORTH VERMILLION COM SCH CORP

	Local Scholars	All Scholars
Student Enrollment Eligible students enrolled in the Scholars program by June 30th of their 8th grade year	71%	41%
ScholarTrack Registration Scholars who have a ScholarTrack account that records their completion of Scholar Success Program requirements	58%	49%
Scholar Success Program Completion Scholars completing all required Scholar Success Program activities for their grade level	19%	26%
Academic Performance Scholar earning at least the minimum cumulative 2.5 GPA required to earn the 21st Century Scholarship	57%	62%
FAFSA Completion Scholars filing the Free Application for Federal Student Aid (FAFSA) by March 10th of their high school senior year	57%	74%

N/A indicates that a value could not be calculated due to inapplicability of data, or because the denominator was zero.

STUDENT ENROLLMENT: Defined as the percentage of eligible 8th grade students who are enrolled in the Scholars program as a percentage of the total of 8th grade Free and Reduced Lunch Program population for the 2014-2015 academic year. Field may be listed as 'N/A' due to unavailability of Free and Reduced Lunch data. Similarly, enrollment may exceed 100% for schools in which the Scholar population exceeds that eighth grade free and reduced lunch population.

SCHOLARTRACK REGISTRATION: Defined as the percentage of high school Scholars who are required to participate in the Scholar Success Program (graduation classes of 2017, 2018, and 2019) who have registered for a ScholarTrack account.

SCHOLAR SUCCESS PROGRAM COMPLETION: Defined as the percentage of high school Scholars who are required to participate in the Scholar Success Program who have completed all required Scholar Success Program activities during their respective cohort year.

ACADEMIC PERFORMANCE: Defined as the percentage of senior Scholars (class of 2015) who achieved a minimum GPA of 2.5 or higher

FAFSA COMPLETION: Defined as the percentage of high school senior Scholars (class of 2015) who filed the Free Application for Federal Student Aid (FAFSA) by the state deadline of March 10, 2015

Scholars.IN.gov



A program of the Indiana Commission for Higher Education

2014-2015 SCHOLAR OUTREACH SCORECARD

NORTH WEST HENDRICKS SCHOOLS

	Local Scholars	All Scholars
Student Enrollment Eligible students enrolled in the Scholars program by June 30th of their 8th grade year	33%	41%
ScholarTrack Registration Scholars who have a ScholarTrack account that records their completion of Scholar Success Program requirements	100%	49%
Scholar Success Program Completion Scholars completing all required Scholar Success Program activities for their grade level	61%	26%
Academic Performance Scholar earning at least the minimum cumulative 2.5 GPA required to earn the 21st Century Scholarship	76%	62%
FAFSA Completion Scholars filing the Free Application for Federal Student Aid (FAFSA) by March 10th of their high school senior year	81%	74%

N/A indicates that a value could not be calculated due to inapplicability of data, or because the denominator was zero.

STUDENT ENROLLMENT: Defined as the percentage of eligible 8th grade students who are enrolled in the Scholars program as a percentage of the total of 8th grade Free and Reduced Lunch Program population for the 2014-2015 academic year. Field may be listed as 'N/A' due to unavailability of Free and Reduced Lunch data. Similarly, enrollment may exceed 100% for schools in which the Scholar population exceeds that eighth grade free and reduced lunch population.

SCHOLARTRACK REGISTRATION: Defined as the percentage of high school Scholars who are required to participate in the Scholar Success Program (graduation classes of 2017, 2018, and 2019) who have registered for a ScholarTrack account.

SCHOLAR SUCCESS PROGRAM COMPLETION: Defined as the percentage of high school Scholars who are required to participate in the Scholar Success Program who have completed all required Scholar Success Program activities during their respective cohort year.

ACADEMIC PERFORMANCE: Defined as the percentage of senior Scholars (class of 2015) who achieved a minimum GPA of 2.5 or higher

FAFSA COMPLETION: Defined as the percentage of high school senior Scholars (class of 2015) who filed the Free Application for Federal Student Aid (FAFSA) by the state deadline of March 10, 2015

Scholars.IN.gov



A program of the Indiana Commission for Higher Education

2014-2015 SCHOLAR OUTREACH SCORECARD

NORTH WHITE SCHOOL CORP

	Local Scholars	All Scholars
Student Enrollment Eligible students enrolled in the Scholars program by June 30th of their 8th grade year	N/A	41%
ScholarTrack Registration Scholars who have a ScholarTrack account that records their completion of Scholar Success Program requirements	62%	49%
Scholar Success Program Completion Scholars completing all required Scholar Success Program activities for their grade level	53%	26%
Academic Performance Scholar earning at least the minimum cumulative 2.5 GPA required to earn the 21st Century Scholarship	76%	62%
FAFSA Completion Scholars filing the Free Application for Federal Student Aid (FAFSA) by March 10th of their high school senior year	82%	74%

N/A indicates that a value could not be calculated due to inapplicability of data, or because the denominator was zero.

STUDENT ENROLLMENT: Defined as the percentage of eligible 8th grade students who are enrolled in the Scholars program as a percentage of the total of 8th grade Free and Reduced Lunch Program population for the 2014-2015 academic year. Field may be listed as 'N/A' due to unavailability of Free and Reduced Lunch data. Similarly, enrollment may exceed 100% for schools in which the Scholar population exceeds that eighth grade free and reduced lunch population.

SCHOLARTRACK REGISTRATION: Defined as the percentage of high school Scholars who are required to participate in the Scholar Success Program (graduation classes of 2017, 2018, and 2019) who have registered for a ScholarTrack account.

SCHOLAR SUCCESS PROGRAM COMPLETION: Defined as the percentage of high school Scholars who are required to participate in the Scholar Success Program who have completed all required Scholar Success Program activities during their respective cohort year.

ACADEMIC PERFORMANCE: Defined as the percentage of senior Scholars (class of 2015) who achieved a minimum GPA of 2.5 or higher

FAFSA COMPLETION: Defined as the percentage of high school senior Scholars (class of 2015) who filed the Free Application for Federal Student Aid (FAFSA) by the state deadline of March 10, 2015

Scholars.IN.gov



A program of the Indiana Commission for Higher Education

2014-2015 SCHOLAR OUTREACH SCORECARD

NORTHEAST DUBOIS CO SCH CORP

	Local Scholars	All Scholars
Student Enrollment Eligible students enrolled in the Scholars program by June 30th of their 8th grade year	N/A	41%
ScholarTrack Registration Scholars who have a ScholarTrack account that records their completion of Scholar Success Program requirements	89%	49%
Scholar Success Program Completion Scholars completing all required Scholar Success Program activities for their grade level	57%	26%
Academic Performance Scholar earning at least the minimum cumulative 2.5 GPA required to earn the 21st Century Scholarship	69%	62%
FAFSA Completion Scholars filing the Free Application for Federal Student Aid (FAFSA) by March 10th of their high school senior year	81%	74%

N/A indicates that a value could not be calculated due to inapplicability of data, or because the denominator was zero.

STUDENT ENROLLMENT: Defined as the percentage of eligible 8th grade students who are enrolled in the Scholars program as a percentage of the total of 8th grade Free and Reduced Lunch Program population for the 2014-2015 academic year. Field may be listed as 'N/A' due to unavailability of Free and Reduced Lunch data. Similarly, enrollment may exceed 100% for schools in which the Scholar population exceeds that eighth grade free and reduced lunch population.

SCHOLARTRACK REGISTRATION: Defined as the percentage of high school Scholars who are required to participate in the Scholar Success Program (graduation classes of 2017, 2018, and 2019) who have registered for a ScholarTrack account.

SCHOLAR SUCCESS PROGRAM COMPLETION: Defined as the percentage of high school Scholars who are required to participate in the Scholar Success Program who have completed all required Scholar Success Program activities during their respective cohort year.

ACADEMIC PERFORMANCE: Defined as the percentage of senior Scholars (class of 2015) who achieved a minimum GPA of 2.5 or higher

FAFSA COMPLETION: Defined as the percentage of high school senior Scholars (class of 2015) who filed the Free Application for Federal Student Aid (FAFSA) by the state deadline of March 10, 2015

Scholars.IN.gov



A program of the Indiana Commission for Higher Education

2014-2015 SCHOLAR OUTREACH SCORECARD

NORTHEAST SCHOOL CORP

	Local Scholars	All Scholars
Student Enrollment Eligible students enrolled in the Scholars program by June 30th of their 8th grade year	N/A	41%
ScholarTrack Registration Scholars who have a ScholarTrack account that records their completion of Scholar Success Program requirements	88%	49%
Scholar Success Program Completion Scholars completing all required Scholar Success Program activities for their grade level	22%	26%
Academic Performance Scholar earning at least the minimum cumulative 2.5 GPA required to earn the 21st Century Scholarship	70%	62%
FAFSA Completion Scholars filing the Free Application for Federal Student Aid (FAFSA) by March 10th of their high school senior year	87%	74%

N/A indicates that a value could not be calculated due to inapplicability of data, or because the denominator was zero.

STUDENT ENROLLMENT: Defined as the percentage of eligible 8th grade students who are enrolled in the Scholars program as a percentage of the total of 8th grade Free and Reduced Lunch Program population for the 2014-2015 academic year. Field may be listed as 'N/A' due to unavailability of Free and Reduced Lunch data. Similarly, enrollment may exceed 100% for schools in which the Scholar population exceeds that eighth grade free and reduced lunch population.

SCHOLARTRACK REGISTRATION: Defined as the percentage of high school Scholars who are required to participate in the Scholar Success Program (graduation classes of 2017, 2018, and 2019) who have registered for a ScholarTrack account.

SCHOLAR SUCCESS PROGRAM COMPLETION: Defined as the percentage of high school Scholars who are required to participate in the Scholar Success Program who have completed all required Scholar Success Program activities during their respective cohort year.

ACADEMIC PERFORMANCE: Defined as the percentage of senior Scholars (class of 2015) who achieved a minimum GPA of 2.5 or higher

FAFSA COMPLETION: Defined as the percentage of high school senior Scholars (class of 2015) who filed the Free Application for Federal Student Aid (FAFSA) by the state deadline of March 10, 2015

Scholars.IN.gov



A program of the Indiana Commission for Higher Education

2014-2015 SCHOLAR OUTREACH SCORECARD

NORTHEASTERN WAYNE SCHOOLS

	Local Scholars	All Scholars
Student Enrollment Eligible students enrolled in the Scholars program by June 30th of their 8th grade year	N/A	41%
ScholarTrack Registration Scholars who have a ScholarTrack account that records their completion of Scholar Success Program requirements	86%	49%
Scholar Success Program Completion Scholars completing all required Scholar Success Program activities for their grade level	32%	26%
Academic Performance Scholar earning at least the minimum cumulative 2.5 GPA required to earn the 21st Century Scholarship	61%	62%
FAFSA Completion Scholars filing the Free Application for Federal Student Aid (FAFSA) by March 10th of their high school senior year	78%	74%

N/A indicates that a value could not be calculated due to inapplicability of data, or because the denominator was zero.

STUDENT ENROLLMENT: Defined as the percentage of eligible 8th grade students who are enrolled in the Scholars program as a percentage of the total of 8th grade Free and Reduced Lunch Program population for the 2014-2015 academic year. Field may be listed as 'N/A' due to unavailability of Free and Reduced Lunch data. Similarly, enrollment may exceed 100% for schools in which the Scholar population exceeds that eighth grade free and reduced lunch population.

SCHOLARTRACK REGISTRATION: Defined as the percentage of high school Scholars who are required to participate in the Scholar Success Program (graduation classes of 2017, 2018, and 2019) who have registered for a ScholarTrack account.

SCHOLAR SUCCESS PROGRAM COMPLETION: Defined as the percentage of high school Scholars who are required to participate in the Scholar Success Program who have completed all required Scholar Success Program activities during their respective cohort year.

ACADEMIC PERFORMANCE: Defined as the percentage of senior Scholars (class of 2015) who achieved a minimum GPA of 2.5 or higher

FAFSA COMPLETION: Defined as the percentage of high school senior Scholars (class of 2015) who filed the Free Application for Federal Student Aid (FAFSA) by the state deadline of March 10, 2015

Scholars.IN.gov



A program of the Indiana Commission for Higher Education

2014-2015 SCHOLAR OUTREACH SCORECARD

NORTHERN WELLS COM SCHOOLS

	Local Scholars	All Scholars
Student Enrollment Eligible students enrolled in the Scholars program by June 30th of their 8th grade year	N/A	41%
ScholarTrack Registration Scholars who have a ScholarTrack account that records their completion of Scholar Success Program requirements	49%	49%
Scholar Success Program Completion Scholars completing all required Scholar Success Program activities for their grade level	14%	26%
Academic Performance Scholar earning at least the minimum cumulative 2.5 GPA required to earn the 21st Century Scholarship	42%	62%
FAFSA Completion Scholars filing the Free Application for Federal Student Aid (FAFSA) by March 10th of their high school senior year	44%	74%

N/A indicates that a value could not be calculated due to inapplicability of data, or because the denominator was zero.

STUDENT ENROLLMENT: Defined as the percentage of eligible 8th grade students who are enrolled in the Scholars program as a percentage of the total of 8th grade Free and Reduced Lunch Program population for the 2014-2015 academic year. Field may be listed as 'N/A' due to unavailability of Free and Reduced Lunch data. Similarly, enrollment may exceed 100% for schools in which the Scholar population exceeds that eighth grade free and reduced lunch population.

SCHOLARTRACK REGISTRATION: Defined as the percentage of high school Scholars who are required to participate in the Scholar Success Program (graduation classes of 2017, 2018, and 2019) who have registered for a ScholarTrack account.

SCHOLAR SUCCESS PROGRAM COMPLETION: Defined as the percentage of high school Scholars who are required to participate in the Scholar Success Program who have completed all required Scholar Success Program activities during their respective cohort year.

ACADEMIC PERFORMANCE: Defined as the percentage of senior Scholars (class of 2015) who achieved a minimum GPA of 2.5 or higher

FAFSA COMPLETION: Defined as the percentage of high school senior Scholars (class of 2015) who filed the Free Application for Federal Student Aid (FAFSA) by the state deadline of March 10, 2015

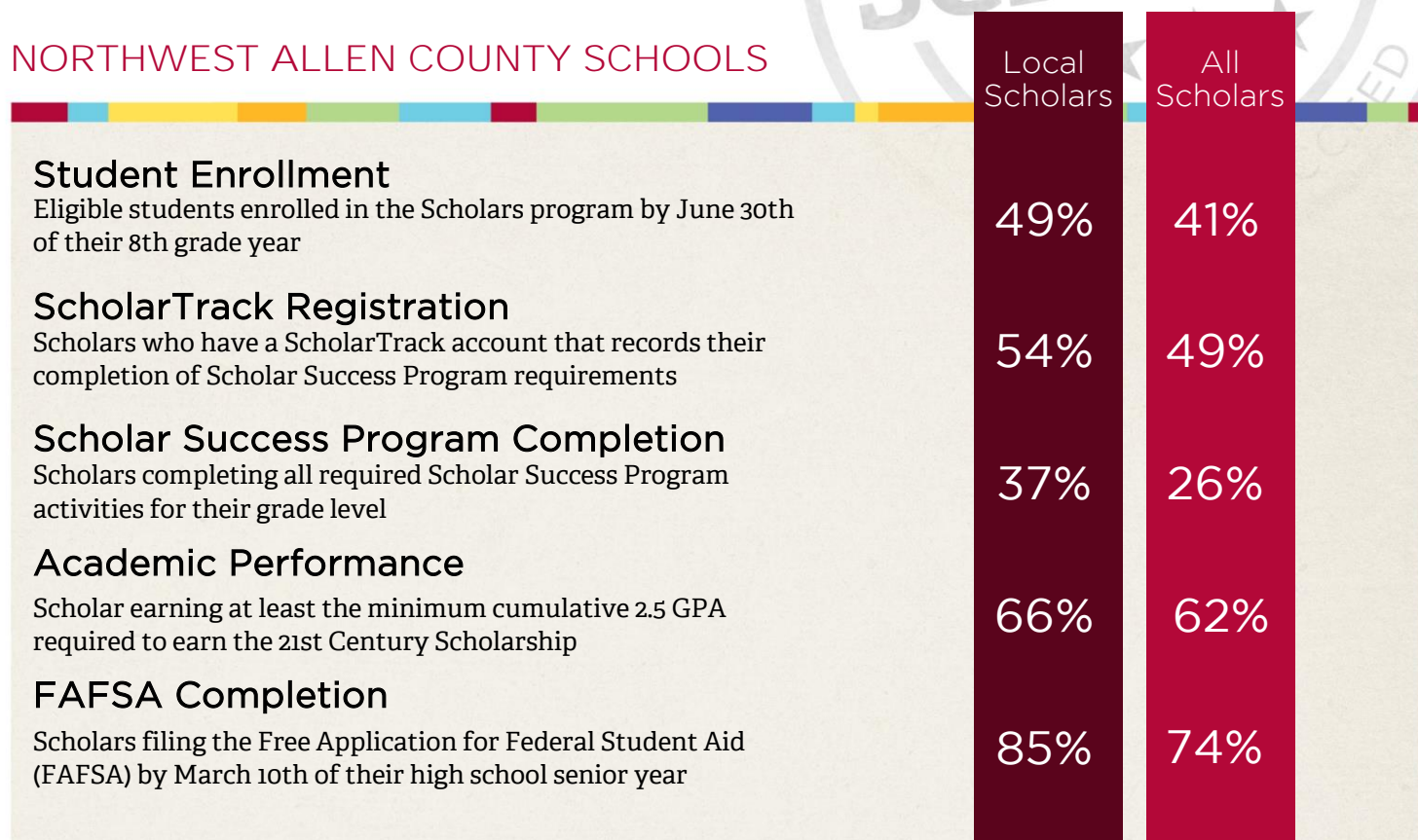
Scholars.IN.gov



A program of the Indiana Commission for Higher Education

2014-2015 SCHOLAR OUTREACH SCORECARD

NORTHWEST ALLEN COUNTY SCHOOLS



N/A indicates that a value could not be calculated due to inapplicability of data, or because the denominator was zero.

STUDENT ENROLLMENT: Defined as the percentage of eligible 8th grade students who are enrolled in the Scholars program as a percentage of the total of 8th grade Free and Reduced Lunch Program population for the 2014-2015 academic year. Field may be listed as 'N/A' due to unavailability of Free and Reduced Lunch data. Similarly, enrollment may exceed 100% for schools in which the Scholar population exceeds that eighth grade free and reduced lunch population.

SCHOLARTRACK REGISTRATION: Defined as the percentage of high school Scholars who are required to participate in the Scholar Success Program (graduation classes of 2017, 2018, and 2019) who have registered for a ScholarTrack account.

SCHOLAR SUCCESS PROGRAM COMPLETION: Defined as the percentage of high school Scholars who are required to participate in the Scholar Success Program who have completed all required Scholar Success Program activities during their respective cohort year.

ACADEMIC PERFORMANCE: Defined as the percentage of senior Scholars (class of 2015) who achieved a minimum GPA of 2.5 or higher

FAFSA COMPLETION: Defined as the percentage of high school senior Scholars (class of 2015) who filed the Free Application for Federal Student Aid (FAFSA) by the state deadline of March 10, 2015

Scholars.IN.gov



A program of the Indiana Commission for Higher Education

2014-2015 SCHOLAR OUTREACH SCORECARD

NORTHWESTERN CON SCHOOL CORP

	Local Scholars	All Scholars
Student Enrollment Eligible students enrolled in the Scholars program by June 30th of their 8th grade year	N/A	41%
ScholarTrack Registration Scholars who have a ScholarTrack account that records their completion of Scholar Success Program requirements	40%	49%
Scholar Success Program Completion Scholars completing all required Scholar Success Program activities for their grade level	19%	26%
Academic Performance Scholar earning at least the minimum cumulative 2.5 GPA required to earn the 21st Century Scholarship	63%	62%
FAFSA Completion Scholars filing the Free Application for Federal Student Aid (FAFSA) by March 10th of their high school senior year	84%	74%

N/A indicates that a value could not be calculated due to inapplicability of data, or because the denominator was zero.

STUDENT ENROLLMENT: Defined as the percentage of eligible 8th grade students who are enrolled in the Scholars program as a percentage of the total of 8th grade Free and Reduced Lunch Program population for the 2014-2015 academic year. Field may be listed as 'N/A' due to unavailability of Free and Reduced Lunch data. Similarly, enrollment may exceed 100% for schools in which the Scholar population exceeds that eighth grade free and reduced lunch population.

SCHOLARTRACK REGISTRATION: Defined as the percentage of high school Scholars who are required to participate in the Scholar Success Program (graduation classes of 2017, 2018, and 2019) who have registered for a ScholarTrack account.

SCHOLAR SUCCESS PROGRAM COMPLETION: Defined as the percentage of high school Scholars who are required to participate in the Scholar Success Program who have completed all required Scholar Success Program activities during their respective cohort year.

ACADEMIC PERFORMANCE: Defined as the percentage of senior Scholars (class of 2015) who achieved a minimum GPA of 2.5 or higher

FAFSA COMPLETION: Defined as the percentage of high school senior Scholars (class of 2015) who filed the Free Application for Federal Student Aid (FAFSA) by the state deadline of March 10, 2015

Scholars.IN.gov



A program of the Indiana Commission for Higher Education

2014-2015 SCHOLAR OUTREACH SCORECARD

NORTHWESTERN SCHOOL CORP

	Local Scholars	All Scholars
Student Enrollment Eligible students enrolled in the Scholars program by June 30th of their 8th grade year	N/A	41%
ScholarTrack Registration Scholars who have a ScholarTrack account that records their completion of Scholar Success Program requirements	31%	49%
Scholar Success Program Completion Scholars completing all required Scholar Success Program activities for their grade level	15%	26%
Academic Performance Scholar earning at least the minimum cumulative 2.5 GPA required to earn the 21st Century Scholarship	76%	62%
FAFSA Completion Scholars filing the Free Application for Federal Student Aid (FAFSA) by March 10th of their high school senior year	81%	74%

N/A indicates that a value could not be calculated due to inapplicability of data, or because the denominator was zero.

STUDENT ENROLLMENT: Defined as the percentage of eligible 8th grade students who are enrolled in the Scholars program as a percentage of the total of 8th grade Free and Reduced Lunch Program population for the 2014-2015 academic year. Field may be listed as 'N/A' due to unavailability of Free and Reduced Lunch data. Similarly, enrollment may exceed 100% for schools in which the Scholar population exceeds that eighth grade free and reduced lunch population.

SCHOLARTRACK REGISTRATION: Defined as the percentage of high school Scholars who are required to participate in the Scholar Success Program (graduation classes of 2017, 2018, and 2019) who have registered for a ScholarTrack account.

SCHOLAR SUCCESS PROGRAM COMPLETION: Defined as the percentage of high school Scholars who are required to participate in the Scholar Success Program who have completed all required Scholar Success Program activities during their respective cohort year.

ACADEMIC PERFORMANCE: Defined as the percentage of senior Scholars (class of 2015) who achieved a minimum GPA of 2.5 or higher

FAFSA COMPLETION: Defined as the percentage of high school senior Scholars (class of 2015) who filed the Free Application for Federal Student Aid (FAFSA) by the state deadline of March 10, 2015

Scholars.IN.gov



A program of the Indiana Commission for Higher Education

2014-2015 SCHOLAR OUTREACH SCORECARD

OAK HILL UNITED SCHOOL CORP

	Local Scholars	All Scholars
Student Enrollment Eligible students enrolled in the Scholars program by June 30th of their 8th grade year	90%	41%
ScholarTrack Registration Scholars who have a ScholarTrack account that records their completion of Scholar Success Program requirements	48%	49%
Scholar Success Program Completion Scholars completing all required Scholar Success Program activities for their grade level	12%	26%
Academic Performance Scholar earning at least the minimum cumulative 2.5 GPA required to earn the 21st Century Scholarship	72%	62%
FAFSA Completion Scholars filing the Free Application for Federal Student Aid (FAFSA) by March 10th of their high school senior year	92%	74%

N/A indicates that a value could not be calculated due to inapplicability of data, or because the denominator was zero.

STUDENT ENROLLMENT: Defined as the percentage of eligible 8th grade students who are enrolled in the Scholars program as a percentage of the total of 8th grade Free and Reduced Lunch Program population for the 2014-2015 academic year. Field may be listed as 'N/A' due to unavailability of Free and Reduced Lunch data. Similarly, enrollment may exceed 100% for schools in which the Scholar population exceeds that eighth grade free and reduced lunch population.

SCHOLARTRACK REGISTRATION: Defined as the percentage of high school Scholars who are required to participate in the Scholar Success Program (graduation classes of 2017, 2018, and 2019) who have registered for a ScholarTrack account.

SCHOLAR SUCCESS PROGRAM COMPLETION: Defined as the percentage of high school Scholars who are required to participate in the Scholar Success Program who have completed all required Scholar Success Program activities during their respective cohort year.

ACADEMIC PERFORMANCE: Defined as the percentage of senior Scholars (class of 2015) who achieved a minimum GPA of 2.5 or higher

FAFSA COMPLETION: Defined as the percentage of high school senior Scholars (class of 2015) who filed the Free Application for Federal Student Aid (FAFSA) by the state deadline of March 10, 2015

Scholars.IN.gov



A program of the Indiana Commission for Higher Education

2014-2015 SCHOLAR OUTREACH SCORECARD

OFFICE OF CATHOLIC EDUCATION

	Local Scholars	All Scholars
Student Enrollment Eligible students enrolled in the Scholars program by June 30th of their 8th grade year	N/A	41%
ScholarTrack Registration Scholars who have a ScholarTrack account that records their completion of Scholar Success Program requirements	45%	49%
Scholar Success Program Completion Scholars completing all required Scholar Success Program activities for their grade level	23%	26%
Academic Performance Scholar earning at least the minimum cumulative 2.5 GPA required to earn the 21st Century Scholarship	81%	62%
FAFSA Completion Scholars filing the Free Application for Federal Student Aid (FAFSA) by March 10th of their high school senior year	98%	74%

N/A indicates that a value could not be calculated due to inapplicability of data, or because the denominator was zero.

STUDENT ENROLLMENT: Defined as the percentage of eligible 8th grade students who are enrolled in the Scholars program as a percentage of the total of 8th grade Free and Reduced Lunch Program population for the 2014-2015 academic year. Field may be listed as 'N/A' due to unavailability of Free and Reduced Lunch data. Similarly, enrollment may exceed 100% for schools in which the Scholar population exceeds that eighth grade free and reduced lunch population.

SCHOLARTRACK REGISTRATION: Defined as the percentage of high school Scholars who are required to participate in the Scholar Success Program (graduation classes of 2017, 2018, and 2019) who have registered for a ScholarTrack account.

SCHOLAR SUCCESS PROGRAM COMPLETION: Defined as the percentage of high school Scholars who are required to participate in the Scholar Success Program who have completed all required Scholar Success Program activities during their respective cohort year.

ACADEMIC PERFORMANCE: Defined as the percentage of senior Scholars (class of 2015) who achieved a minimum GPA of 2.5 or higher

FAFSA COMPLETION: Defined as the percentage of high school senior Scholars (class of 2015) who filed the Free Application for Federal Student Aid (FAFSA) by the state deadline of March 10, 2015

Scholars.IN.gov



A program of the Indiana Commission for Higher Education

2014-2015 SCHOLAR OUTREACH SCORECARD

OPTIONS CHARTER SCHOOL - CARMEL

	Local Scholars	All Scholars
Student Enrollment Eligible students enrolled in the Scholars program by June 30th of their 8th grade year	N/A	41%
ScholarTrack Registration Scholars who have a ScholarTrack account that records their completion of Scholar Success Program requirements	100%	49%
Scholar Success Program Completion Scholars completing all required Scholar Success Program activities for their grade level	33%	26%
Academic Performance Scholar earning at least the minimum cumulative 2.5 GPA required to earn the 21st Century Scholarship	0%	62%
FAFSA Completion Scholars filing the Free Application for Federal Student Aid (FAFSA) by March 10th of their high school senior year	25%	74%

N/A indicates that a value could not be calculated due to inapplicability of data, or because the denominator was zero.

STUDENT ENROLLMENT: Defined as the percentage of eligible 8th grade students who are enrolled in the Scholars program as a percentage of the total of 8th grade Free and Reduced Lunch Program population for the 2014-2015 academic year. Field may be listed as 'N/A' due to unavailability of Free and Reduced Lunch data. Similarly, enrollment may exceed 100% for schools in which the Scholar population exceeds that eighth grade free and reduced lunch population.

SCHOLARTRACK REGISTRATION: Defined as the percentage of high school Scholars who are required to participate in the Scholar Success Program (graduation classes of 2017, 2018, and 2019) who have registered for a ScholarTrack account.

SCHOLAR SUCCESS PROGRAM COMPLETION: Defined as the percentage of high school Scholars who are required to participate in the Scholar Success Program who have completed all required Scholar Success Program activities during their respective cohort year.

ACADEMIC PERFORMANCE: Defined as the percentage of senior Scholars (class of 2015) who achieved a minimum GPA of 2.5 or higher

FAFSA COMPLETION: Defined as the percentage of high school senior Scholars (class of 2015) who filed the Free Application for Federal Student Aid (FAFSA) by the state deadline of March 10, 2015


Scholars.IN.gov



A program of the Indiana Commission for Higher Education

2014-2015 SCHOLAR OUTREACH SCORECARD

OREGON-DAVIS SCHOOL CORP



	Local Scholars	All Scholars
Student Enrollment Eligible students enrolled in the Scholars program by June 30th of their 8th grade year	20%	41%
ScholarTrack Registration Scholars who have a ScholarTrack account that records their completion of Scholar Success Program requirements	63%	49%
Scholar Success Program Completion Scholars completing all required Scholar Success Program activities for their grade level	58%	26%
Academic Performance Scholar earning at least the minimum cumulative 2.5 GPA required to earn the 21st Century Scholarship	65%	62%
FAFSA Completion Scholars filing the Free Application for Federal Student Aid (FAFSA) by March 10th of their high school senior year	71%	74%

N/A indicates that a value could not be calculated due to inapplicability of data, or because the denominator was zero.

STUDENT ENROLLMENT: Defined as the percentage of eligible 8th grade students who are enrolled in the Scholars program as a percentage of the total of 8th grade Free and Reduced Lunch Program population for the 2014-2015 academic year. Field may be listed as 'N/A' due to unavailability of Free and Reduced Lunch data. Similarly, enrollment may exceed 100% for schools in which the Scholar population exceeds that eighth grade free and reduced lunch population.

SCHOLARTRACK REGISTRATION: Defined as the percentage of high school Scholars who are required to participate in the Scholar Success Program (graduation classes of 2017, 2018, and 2019) who have registered for a ScholarTrack account.

SCHOLAR SUCCESS PROGRAM COMPLETION: Defined as the percentage of high school Scholars who are required to participate in the Scholar Success Program who have completed all required Scholar Success Program activities during their respective cohort year.

ACADEMIC PERFORMANCE: Defined as the percentage of senior Scholars (class of 2015) who achieved a minimum GPA of 2.5 or higher

FAFSA COMPLETION: Defined as the percentage of high school senior Scholars (class of 2015) who filed the Free Application for Federal Student Aid (FAFSA) by the state deadline of March 10, 2015

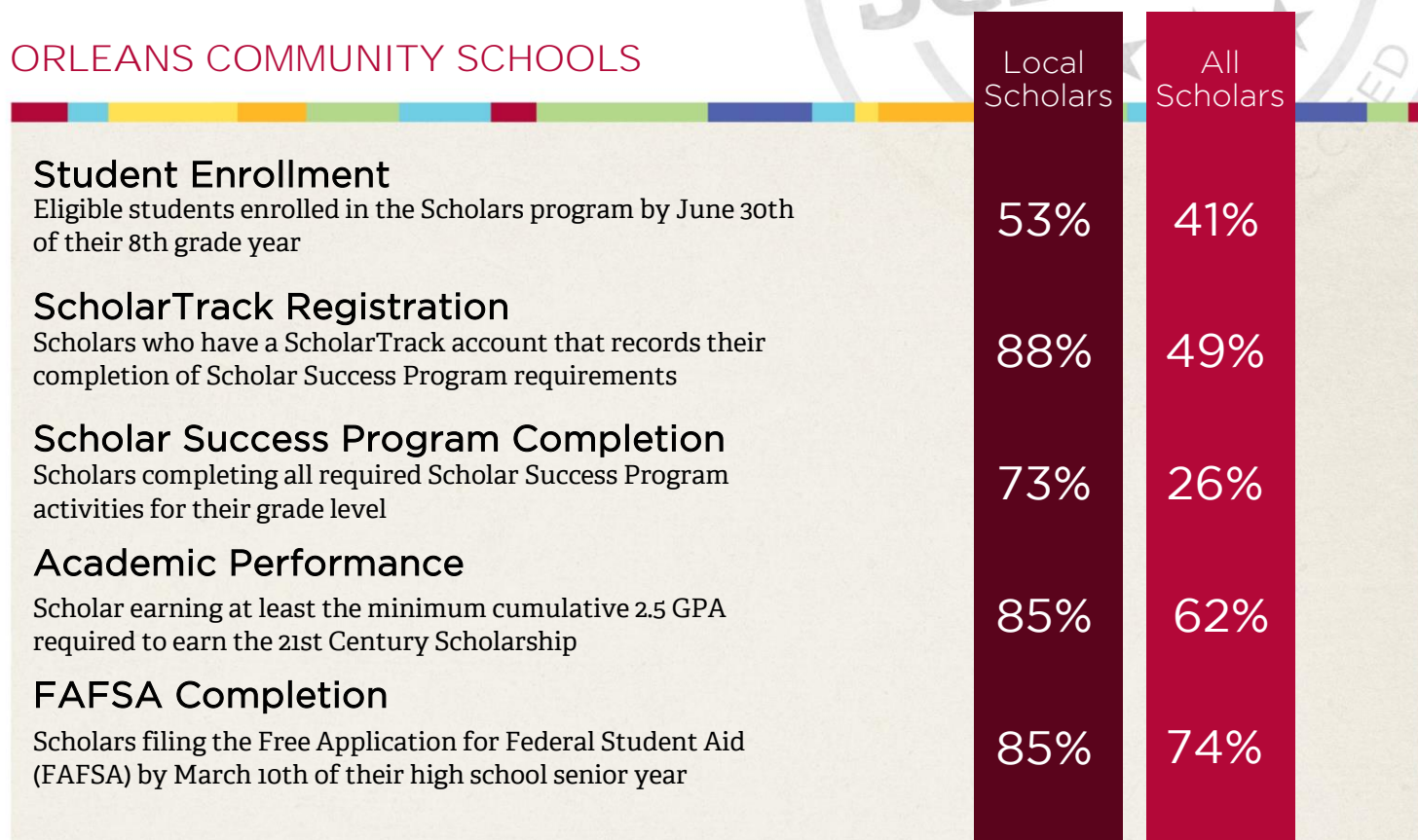
Scholars.IN.gov



A program of the Indiana Commission for Higher Education

2014-2015 SCHOLAR OUTREACH SCORECARD

ORLEANS COMMUNITY SCHOOLS



N/A indicates that a value could not be calculated due to inapplicability of data, or because the denominator was zero.

STUDENT ENROLLMENT: Defined as the percentage of eligible 8th grade students who are enrolled in the Scholars program as a percentage of the total of 8th grade Free and Reduced Lunch Program population for the 2014-2015 academic year. Field may be listed as 'N/A' due to unavailability of Free and Reduced Lunch data. Similarly, enrollment may exceed 100% for schools in which the Scholar population exceeds that eighth grade free and reduced lunch population.

SCHOLARTRACK REGISTRATION: Defined as the percentage of high school Scholars who are required to participate in the Scholar Success Program (graduation classes of 2017, 2018, and 2019) who have registered for a ScholarTrack account.

SCHOLAR SUCCESS PROGRAM COMPLETION: Defined as the percentage of high school Scholars who are required to participate in the Scholar Success Program who have completed all required Scholar Success Program activities during their respective cohort year.

ACADEMIC PERFORMANCE: Defined as the percentage of senior Scholars (class of 2015) who achieved a minimum GPA of 2.5 or higher

FAFSA COMPLETION: Defined as the percentage of high school senior Scholars (class of 2015) who filed the Free Application for Federal Student Aid (FAFSA) by the state deadline of March 10, 2015

Scholars.IN.gov



2014-2015 SCHOLAR OUTREACH SCORECARD

PAOLI COMMUNITY SCHOOL CORP

	Local Scholars	All Scholars
Student Enrollment Eligible students enrolled in the Scholars program by June 30th of their 8th grade year	70%	41%
ScholarTrack Registration Scholars who have a ScholarTrack account that records their completion of Scholar Success Program requirements	32%	49%
Scholar Success Program Completion Scholars completing all required Scholar Success Program activities for their grade level	10%	26%
Academic Performance Scholar earning at least the minimum cumulative 2.5 GPA required to earn the 21st Century Scholarship	62%	62%
FAFSA Completion Scholars filing the Free Application for Federal Student Aid (FAFSA) by March 10th of their high school senior year	69%	74%

N/A indicates that a value could not be calculated due to inapplicability of data, or because the denominator was zero.

STUDENT ENROLLMENT: Defined as the percentage of eligible 8th grade students who are enrolled in the Scholars program as a percentage of the total of 8th grade Free and Reduced Lunch Program population for the 2014-2015 academic year. Field may be listed as 'N/A' due to unavailability of Free and Reduced Lunch data. Similarly, enrollment may exceed 100% for schools in which the Scholar population exceeds that eighth grade free and reduced lunch population.

SCHOLARTRACK REGISTRATION: Defined as the percentage of high school Scholars who are required to participate in the Scholar Success Program (graduation classes of 2017, 2018, and 2019) who have registered for a ScholarTrack account.

SCHOLAR SUCCESS PROGRAM COMPLETION: Defined as the percentage of high school Scholars who are required to participate in the Scholar Success Program who have completed all required Scholar Success Program activities during their respective cohort year.

ACADEMIC PERFORMANCE: Defined as the percentage of senior Scholars (class of 2015) who achieved a minimum GPA of 2.5 or higher

FAFSA COMPLETION: Defined as the percentage of high school senior Scholars (class of 2015) who filed the Free Application for Federal Student Aid (FAFSA) by the state deadline of March 10, 2015

Scholars.IN.gov



A program of the Indiana Commission for Higher Education

2014-2015 SCHOLAR OUTREACH SCORECARD

PENN-HARRIS-MADISON SCH CORP

	Local Scholars	All Scholars
Student Enrollment Eligible students enrolled in the Scholars program by June 30th of their 8th grade year	33%	41%
ScholarTrack Registration Scholars who have a ScholarTrack account that records their completion of Scholar Success Program requirements	61%	49%
Scholar Success Program Completion Scholars completing all required Scholar Success Program activities for their grade level	40%	26%
Academic Performance Scholar earning at least the minimum cumulative 2.5 GPA required to earn the 21st Century Scholarship	79%	62%
FAFSA Completion Scholars filing the Free Application for Federal Student Aid (FAFSA) by March 10th of their high school senior year	82%	74%

N/A indicates that a value could not be calculated due to inapplicability of data, or because the denominator was zero.

STUDENT ENROLLMENT: Defined as the percentage of eligible 8th grade students who are enrolled in the Scholars program as a percentage of the total of 8th grade Free and Reduced Lunch Program population for the 2014-2015 academic year. Field may be listed as 'N/A' due to unavailability of Free and Reduced Lunch data. Similarly, enrollment may exceed 100% for schools in which the Scholar population exceeds that eighth grade free and reduced lunch population.

SCHOLARTRACK REGISTRATION: Defined as the percentage of high school Scholars who are required to participate in the Scholar Success Program (graduation classes of 2017, 2018, and 2019) who have registered for a ScholarTrack account.

SCHOLAR SUCCESS PROGRAM COMPLETION: Defined as the percentage of high school Scholars who are required to participate in the Scholar Success Program who have completed all required Scholar Success Program activities during their respective cohort year.

ACADEMIC PERFORMANCE: Defined as the percentage of senior Scholars (class of 2015) who achieved a minimum GPA of 2.5 or higher

FAFSA COMPLETION: Defined as the percentage of high school senior Scholars (class of 2015) who filed the Free Application for Federal Student Aid (FAFSA) by the state deadline of March 10, 2015

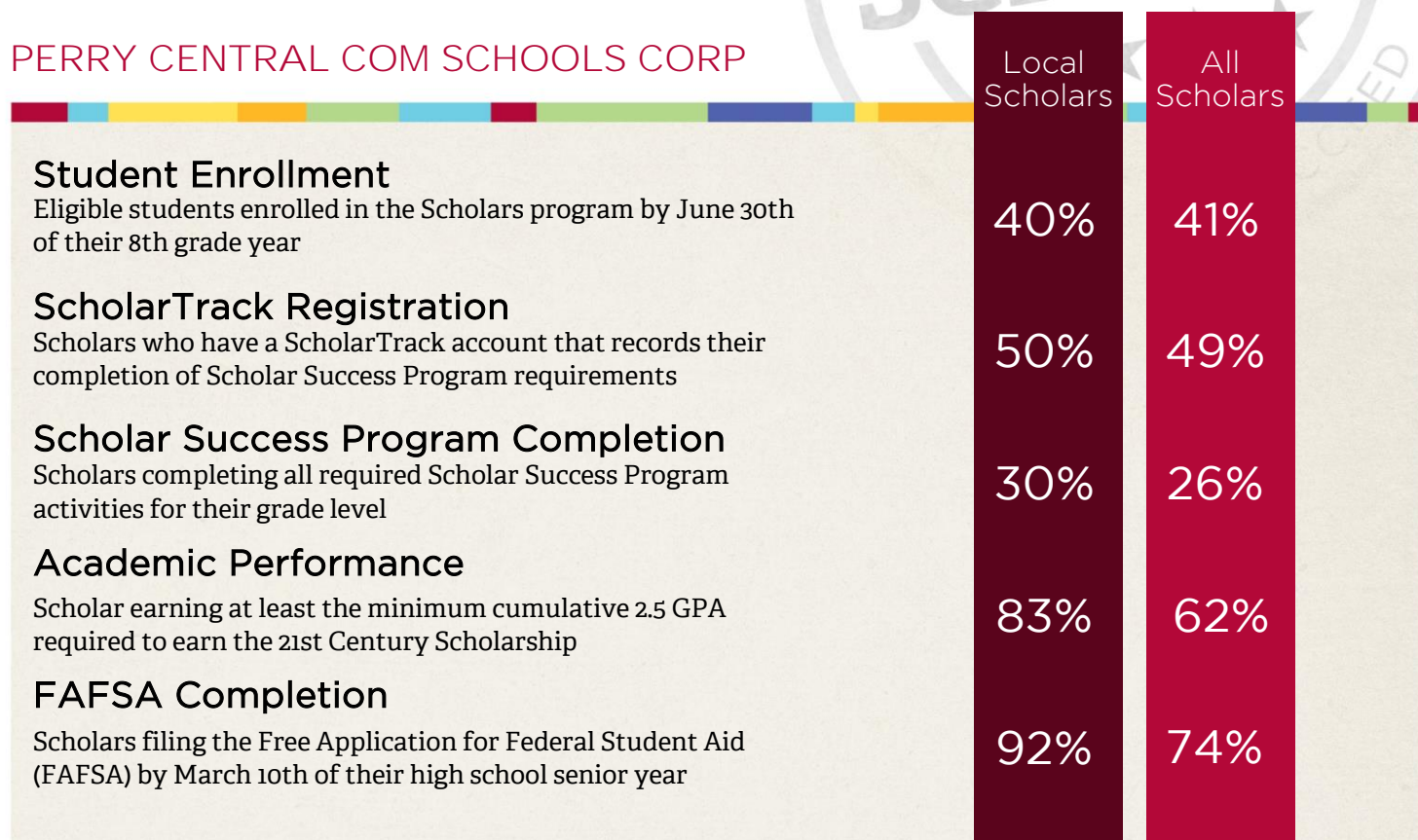
Scholars.IN.gov



A program of the Indiana Commission for Higher Education

2014-2015 SCHOLAR OUTREACH SCORECARD

PERRY CENTRAL COM SCHOOLS CORP



N/A indicates that a value could not be calculated due to inapplicability of data, or because the denominator was zero.

STUDENT ENROLLMENT: Defined as the percentage of eligible 8th grade students who are enrolled in the Scholars program as a percentage of the total of 8th grade Free and Reduced Lunch Program population for the 2014-2015 academic year. Field may be listed as 'N/A' due to unavailability of Free and Reduced Lunch data. Similarly, enrollment may exceed 100% for schools in which the Scholar population exceeds that eighth grade free and reduced lunch population.

SCHOLARTRACK REGISTRATION: Defined as the percentage of high school Scholars who are required to participate in the Scholar Success Program (graduation classes of 2017, 2018, and 2019) who have registered for a ScholarTrack account.

SCHOLAR SUCCESS PROGRAM COMPLETION: Defined as the percentage of high school Scholars who are required to participate in the Scholar Success Program who have completed all required Scholar Success Program activities during their respective cohort year.

ACADEMIC PERFORMANCE: Defined as the percentage of senior Scholars (class of 2015) who achieved a minimum GPA of 2.5 or higher

FAFSA COMPLETION: Defined as the percentage of high school senior Scholars (class of 2015) who filed the Free Application for Federal Student Aid (FAFSA) by the state deadline of March 10, 2015

Scholars.IN.gov



A program of the Indiana Commission for Higher Education

2014-2015 SCHOLAR OUTREACH SCORECARD

PERRY TOWNSHIP SCHOOLS

	Local Scholars	All Scholars
Student Enrollment Eligible students enrolled in the Scholars program by June 30th of their 8th grade year	N/A	41%
ScholarTrack Registration Scholars who have a ScholarTrack account that records their completion of Scholar Success Program requirements	65%	49%
Scholar Success Program Completion Scholars completing all required Scholar Success Program activities for their grade level	56%	26%
Academic Performance Scholar earning at least the minimum cumulative 2.5 GPA required to earn the 21st Century Scholarship	58%	62%
FAFSA Completion Scholars filing the Free Application for Federal Student Aid (FAFSA) by March 10th of their high school senior year	74%	74%

N/A indicates that a value could not be calculated due to inapplicability of data, or because the denominator was zero.

STUDENT ENROLLMENT: Defined as the percentage of eligible 8th grade students who are enrolled in the Scholars program as a percentage of the total of 8th grade Free and Reduced Lunch Program population for the 2014-2015 academic year. Field may be listed as 'N/A' due to unavailability of Free and Reduced Lunch data. Similarly, enrollment may exceed 100% for schools in which the Scholar population exceeds that eighth grade free and reduced lunch population.

SCHOLARTRACK REGISTRATION: Defined as the percentage of high school Scholars who are required to participate in the Scholar Success Program (graduation classes of 2017, 2018, and 2019) who have registered for a ScholarTrack account.

SCHOLAR SUCCESS PROGRAM COMPLETION: Defined as the percentage of high school Scholars who are required to participate in the Scholar Success Program who have completed all required Scholar Success Program activities during their respective cohort year.

ACADEMIC PERFORMANCE: Defined as the percentage of senior Scholars (class of 2015) who achieved a minimum GPA of 2.5 or higher

FAFSA COMPLETION: Defined as the percentage of high school senior Scholars (class of 2015) who filed the Free Application for Federal Student Aid (FAFSA) by the state deadline of March 10, 2015

Scholars.IN.gov



A program of the Indiana Commission for Higher Education

2014-2015 SCHOLAR OUTREACH SCORECARD

PERU COMMUNITY SCHOOLS

	Local Scholars	All Scholars
Student Enrollment Eligible students enrolled in the Scholars program by June 30th of their 8th grade year	N/A	41%
ScholarTrack Registration Scholars who have a ScholarTrack account that records their completion of Scholar Success Program requirements	91%	49%
Scholar Success Program Completion Scholars completing all required Scholar Success Program activities for their grade level	25%	26%
Academic Performance Scholar earning at least the minimum cumulative 2.5 GPA required to earn the 21st Century Scholarship	90%	62%
FAFSA Completion Scholars filing the Free Application for Federal Student Aid (FAFSA) by March 10th of their high school senior year	82%	74%

N/A indicates that a value could not be calculated due to inapplicability of data, or because the denominator was zero.

STUDENT ENROLLMENT: Defined as the percentage of eligible 8th grade students who are enrolled in the Scholars program as a percentage of the total of 8th grade Free and Reduced Lunch Program population for the 2014-2015 academic year. Field may be listed as 'N/A' due to unavailability of Free and Reduced Lunch data. Similarly, enrollment may exceed 100% for schools in which the Scholar population exceeds that eighth grade free and reduced lunch population.

SCHOLARTRACK REGISTRATION: Defined as the percentage of high school Scholars who are required to participate in the Scholar Success Program (graduation classes of 2017, 2018, and 2019) who have registered for a ScholarTrack account.

SCHOLAR SUCCESS PROGRAM COMPLETION: Defined as the percentage of high school Scholars who are required to participate in the Scholar Success Program who have completed all required Scholar Success Program activities during their respective cohort year.

ACADEMIC PERFORMANCE: Defined as the percentage of senior Scholars (class of 2015) who achieved a minimum GPA of 2.5 or higher

FAFSA COMPLETION: Defined as the percentage of high school senior Scholars (class of 2015) who filed the Free Application for Federal Student Aid (FAFSA) by the state deadline of March 10, 2015

Scholars.IN.gov



A program of the Indiana Commission for Higher Education

2014-2015 SCHOLAR OUTREACH SCORECARD

PIKE COUNTY SCHOOL CORP

	Local Scholars	All Scholars
Student Enrollment Eligible students enrolled in the Scholars program by June 30th of their 8th grade year	N/A	41%
ScholarTrack Registration Scholars who have a ScholarTrack account that records their completion of Scholar Success Program requirements	68%	49%
Scholar Success Program Completion Scholars completing all required Scholar Success Program activities for their grade level	40%	26%
Academic Performance Scholar earning at least the minimum cumulative 2.5 GPA required to earn the 21st Century Scholarship	79%	62%
FAFSA Completion Scholars filing the Free Application for Federal Student Aid (FAFSA) by March 10th of their high school senior year	76%	74%

N/A indicates that a value could not be calculated due to inapplicability of data, or because the denominator was zero.

STUDENT ENROLLMENT: Defined as the percentage of eligible 8th grade students who are enrolled in the Scholars program as a percentage of the total of 8th grade Free and Reduced Lunch Program population for the 2014-2015 academic year. Field may be listed as 'N/A' due to unavailability of Free and Reduced Lunch data. Similarly, enrollment may exceed 100% for schools in which the Scholar population exceeds that eighth grade free and reduced lunch population.

SCHOLARTRACK REGISTRATION: Defined as the percentage of high school Scholars who are required to participate in the Scholar Success Program (graduation classes of 2017, 2018, and 2019) who have registered for a ScholarTrack account.

SCHOLAR SUCCESS PROGRAM COMPLETION: Defined as the percentage of high school Scholars who are required to participate in the Scholar Success Program who have completed all required Scholar Success Program activities during their respective cohort year.

ACADEMIC PERFORMANCE: Defined as the percentage of senior Scholars (class of 2015) who achieved a minimum GPA of 2.5 or higher

FAFSA COMPLETION: Defined as the percentage of high school senior Scholars (class of 2015) who filed the Free Application for Federal Student Aid (FAFSA) by the state deadline of March 10, 2015

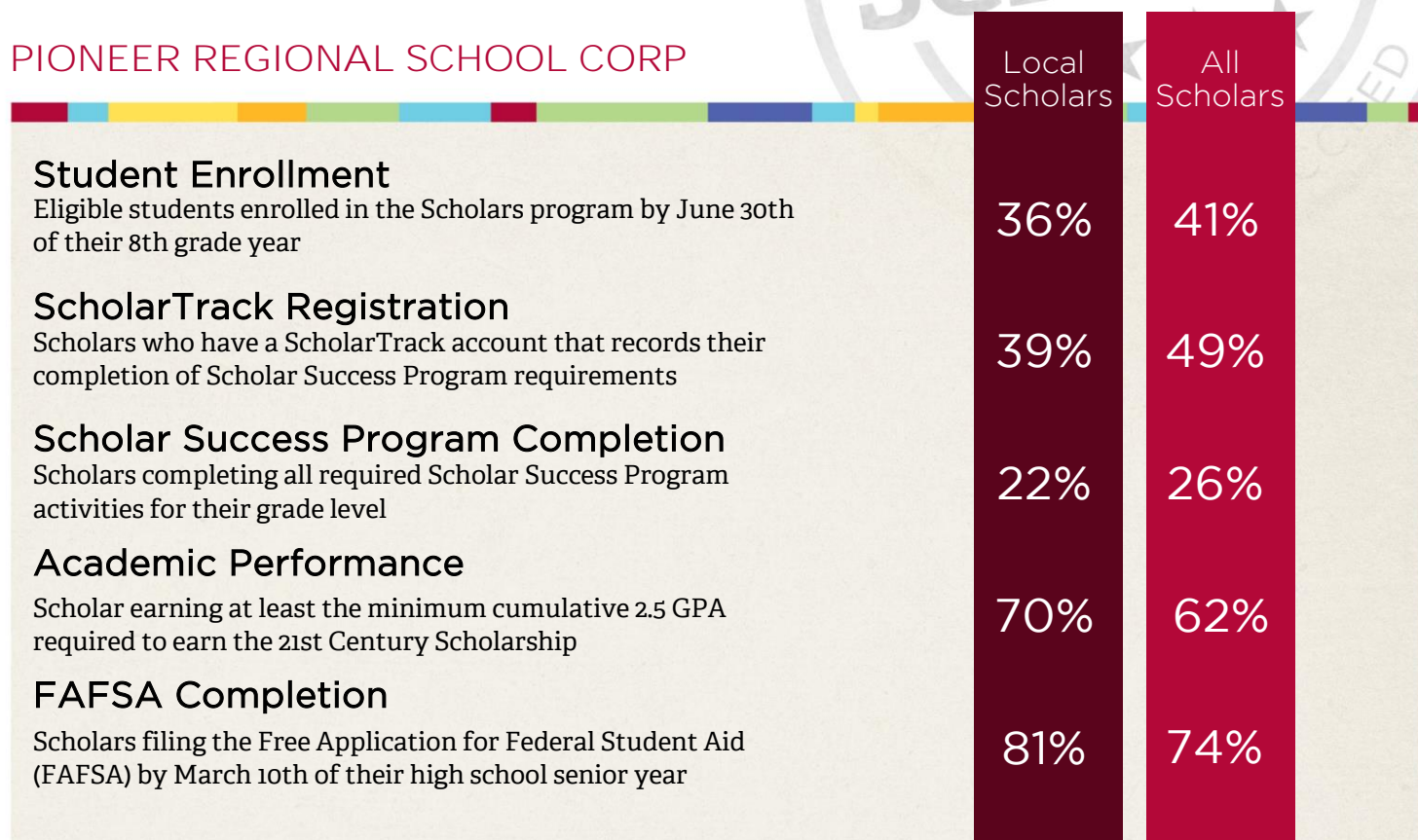
Scholars.IN.gov



A program of the Indiana Commission for Higher Education

2014-2015 SCHOLAR OUTREACH SCORECARD

PIONEER REGIONAL SCHOOL CORP



N/A indicates that a value could not be calculated due to inapplicability of data, or because the denominator was zero.

STUDENT ENROLLMENT: Defined as the percentage of eligible 8th grade students who are enrolled in the Scholars program as a percentage of the total of 8th grade Free and Reduced Lunch Program population for the 2014-2015 academic year. Field may be listed as 'N/A' due to unavailability of Free and Reduced Lunch data. Similarly, enrollment may exceed 100% for schools in which the Scholar population exceeds that eighth grade free and reduced lunch population.

SCHOLARTRACK REGISTRATION: Defined as the percentage of high school Scholars who are required to participate in the Scholar Success Program (graduation classes of 2017, 2018, and 2019) who have registered for a ScholarTrack account.

SCHOLAR SUCCESS PROGRAM COMPLETION: Defined as the percentage of high school Scholars who are required to participate in the Scholar Success Program who have completed all required Scholar Success Program activities during their respective cohort year.

ACADEMIC PERFORMANCE: Defined as the percentage of senior Scholars (class of 2015) who achieved a minimum GPA of 2.5 or higher

FAFSA COMPLETION: Defined as the percentage of high school senior Scholars (class of 2015) who filed the Free Application for Federal Student Aid (FAFSA) by the state deadline of March 10, 2015

Scholars.IN.gov



A program of the Indiana Commission for Higher Education

2014-2015 SCHOLAR OUTREACH SCORECARD

PLAINFIELD COMMUNITY SCH CORP

	Local Scholars	All Scholars
Student Enrollment Eligible students enrolled in the Scholars program by June 30th of their 8th grade year	N/A	41%
ScholarTrack Registration Scholars who have a ScholarTrack account that records their completion of Scholar Success Program requirements	94%	49%
Scholar Success Program Completion Scholars completing all required Scholar Success Program activities for their grade level	53%	26%
Academic Performance Scholar earning at least the minimum cumulative 2.5 GPA required to earn the 21st Century Scholarship	71%	62%
FAFSA Completion Scholars filing the Free Application for Federal Student Aid (FAFSA) by March 10th of their high school senior year	83%	74%

N/A indicates that a value could not be calculated due to inapplicability of data, or because the denominator was zero.

STUDENT ENROLLMENT: Defined as the percentage of eligible 8th grade students who are enrolled in the Scholars program as a percentage of the total of 8th grade Free and Reduced Lunch Program population for the 2014-2015 academic year. Field may be listed as 'N/A' due to unavailability of Free and Reduced Lunch data. Similarly, enrollment may exceed 100% for schools in which the Scholar population exceeds that eighth grade free and reduced lunch population.

SCHOLARTRACK REGISTRATION: Defined as the percentage of high school Scholars who are required to participate in the Scholar Success Program (graduation classes of 2017, 2018, and 2019) who have registered for a ScholarTrack account.

SCHOLAR SUCCESS PROGRAM COMPLETION: Defined as the percentage of high school Scholars who are required to participate in the Scholar Success Program who have completed all required Scholar Success Program activities during their respective cohort year.

ACADEMIC PERFORMANCE: Defined as the percentage of senior Scholars (class of 2015) who achieved a minimum GPA of 2.5 or higher

FAFSA COMPLETION: Defined as the percentage of high school senior Scholars (class of 2015) who filed the Free Application for Federal Student Aid (FAFSA) by the state deadline of March 10, 2015

Scholars.IN.gov



A program of the Indiana Commission for Higher Education

2014-2015 SCHOLAR OUTREACH SCORECARD

PLYMOUTH COMMUNITY SCHOOL CORP

	Local Scholars	All Scholars
Student Enrollment Eligible students enrolled in the Scholars program by June 30th of their 8th grade year	N/A	41%
ScholarTrack Registration Scholars who have a ScholarTrack account that records their completion of Scholar Success Program requirements	60%	49%
Scholar Success Program Completion Scholars completing all required Scholar Success Program activities for their grade level	29%	26%
Academic Performance Scholar earning at least the minimum cumulative 2.5 GPA required to earn the 21st Century Scholarship	65%	62%
FAFSA Completion Scholars filing the Free Application for Federal Student Aid (FAFSA) by March 10th of their high school senior year	78%	74%

N/A indicates that a value could not be calculated due to inapplicability of data, or because the denominator was zero.

STUDENT ENROLLMENT: Defined as the percentage of eligible 8th grade students who are enrolled in the Scholars program as a percentage of the total of 8th grade Free and Reduced Lunch Program population for the 2014-2015 academic year. Field may be listed as 'N/A' due to unavailability of Free and Reduced Lunch data. Similarly, enrollment may exceed 100% for schools in which the Scholar population exceeds that eighth grade free and reduced lunch population.

SCHOLARTRACK REGISTRATION: Defined as the percentage of high school Scholars who are required to participate in the Scholar Success Program (graduation classes of 2017, 2018, and 2019) who have registered for a ScholarTrack account.

SCHOLAR SUCCESS PROGRAM COMPLETION: Defined as the percentage of high school Scholars who are required to participate in the Scholar Success Program who have completed all required Scholar Success Program activities during their respective cohort year.

ACADEMIC PERFORMANCE: Defined as the percentage of senior Scholars (class of 2015) who achieved a minimum GPA of 2.5 or higher

FAFSA COMPLETION: Defined as the percentage of high school senior Scholars (class of 2015) who filed the Free Application for Federal Student Aid (FAFSA) by the state deadline of March 10, 2015

Scholars.IN.gov



A program of the Indiana Commission for Higher Education

2014-2015 SCHOLAR OUTREACH SCORECARD

PORTAGE TOWNSHIP SCHOOLS

	Local Scholars	All Scholars
Student Enrollment Eligible students enrolled in the Scholars program by June 30th of their 8th grade year	N/A	41%
ScholarTrack Registration Scholars who have a ScholarTrack account that records their completion of Scholar Success Program requirements	40%	49%
Scholar Success Program Completion Scholars completing all required Scholar Success Program activities for their grade level	8%	26%
Academic Performance Scholar earning at least the minimum cumulative 2.5 GPA required to earn the 21st Century Scholarship	73%	62%
FAFSA Completion Scholars filing the Free Application for Federal Student Aid (FAFSA) by March 10th of their high school senior year	85%	74%

N/A indicates that a value could not be calculated due to inapplicability of data, or because the denominator was zero.

STUDENT ENROLLMENT: Defined as the percentage of eligible 8th grade students who are enrolled in the Scholars program as a percentage of the total of 8th grade Free and Reduced Lunch Program population for the 2014-2015 academic year. Field may be listed as 'N/A' due to unavailability of Free and Reduced Lunch data. Similarly, enrollment may exceed 100% for schools in which the Scholar population exceeds that eighth grade free and reduced lunch population.

SCHOLARTRACK REGISTRATION: Defined as the percentage of high school Scholars who are required to participate in the Scholar Success Program (graduation classes of 2017, 2018, and 2019) who have registered for a ScholarTrack account.

SCHOLAR SUCCESS PROGRAM COMPLETION: Defined as the percentage of high school Scholars who are required to participate in the Scholar Success Program who have completed all required Scholar Success Program activities during their respective cohort year.

ACADEMIC PERFORMANCE: Defined as the percentage of senior Scholars (class of 2015) who achieved a minimum GPA of 2.5 or higher

FAFSA COMPLETION: Defined as the percentage of high school senior Scholars (class of 2015) who filed the Free Application for Federal Student Aid (FAFSA) by the state deadline of March 10, 2015

Scholars.IN.gov



A program of the Indiana Commission for Higher Education

2014-2015 SCHOLAR OUTREACH SCORECARD

PORTER TOWNSHIP SCHOOL CORP

	Local Scholars	All Scholars
Student Enrollment Eligible students enrolled in the Scholars program by June 30th of their 8th grade year	N/A	41%
ScholarTrack Registration Scholars who have a ScholarTrack account that records their completion of Scholar Success Program requirements	55%	49%
Scholar Success Program Completion Scholars completing all required Scholar Success Program activities for their grade level	55%	26%
Academic Performance Scholar earning at least the minimum cumulative 2.5 GPA required to earn the 21st Century Scholarship	54%	62%
FAFSA Completion Scholars filing the Free Application for Federal Student Aid (FAFSA) by March 10th of their high school senior year	79%	74%

N/A indicates that a value could not be calculated due to inapplicability of data, or because the denominator was zero.

STUDENT ENROLLMENT: Defined as the percentage of eligible 8th grade students who are enrolled in the Scholars program as a percentage of the total of 8th grade Free and Reduced Lunch Program population for the 2014-2015 academic year. Field may be listed as 'N/A' due to unavailability of Free and Reduced Lunch data. Similarly, enrollment may exceed 100% for schools in which the Scholar population exceeds that eighth grade free and reduced lunch population.

SCHOLARTRACK REGISTRATION: Defined as the percentage of high school Scholars who are required to participate in the Scholar Success Program (graduation classes of 2017, 2018, and 2019) who have registered for a ScholarTrack account.

SCHOLAR SUCCESS PROGRAM COMPLETION: Defined as the percentage of high school Scholars who are required to participate in the Scholar Success Program who have completed all required Scholar Success Program activities during their respective cohort year.

ACADEMIC PERFORMANCE: Defined as the percentage of senior Scholars (class of 2015) who achieved a minimum GPA of 2.5 or higher

FAFSA COMPLETION: Defined as the percentage of high school senior Scholars (class of 2015) who filed the Free Application for Federal Student Aid (FAFSA) by the state deadline of March 10, 2015

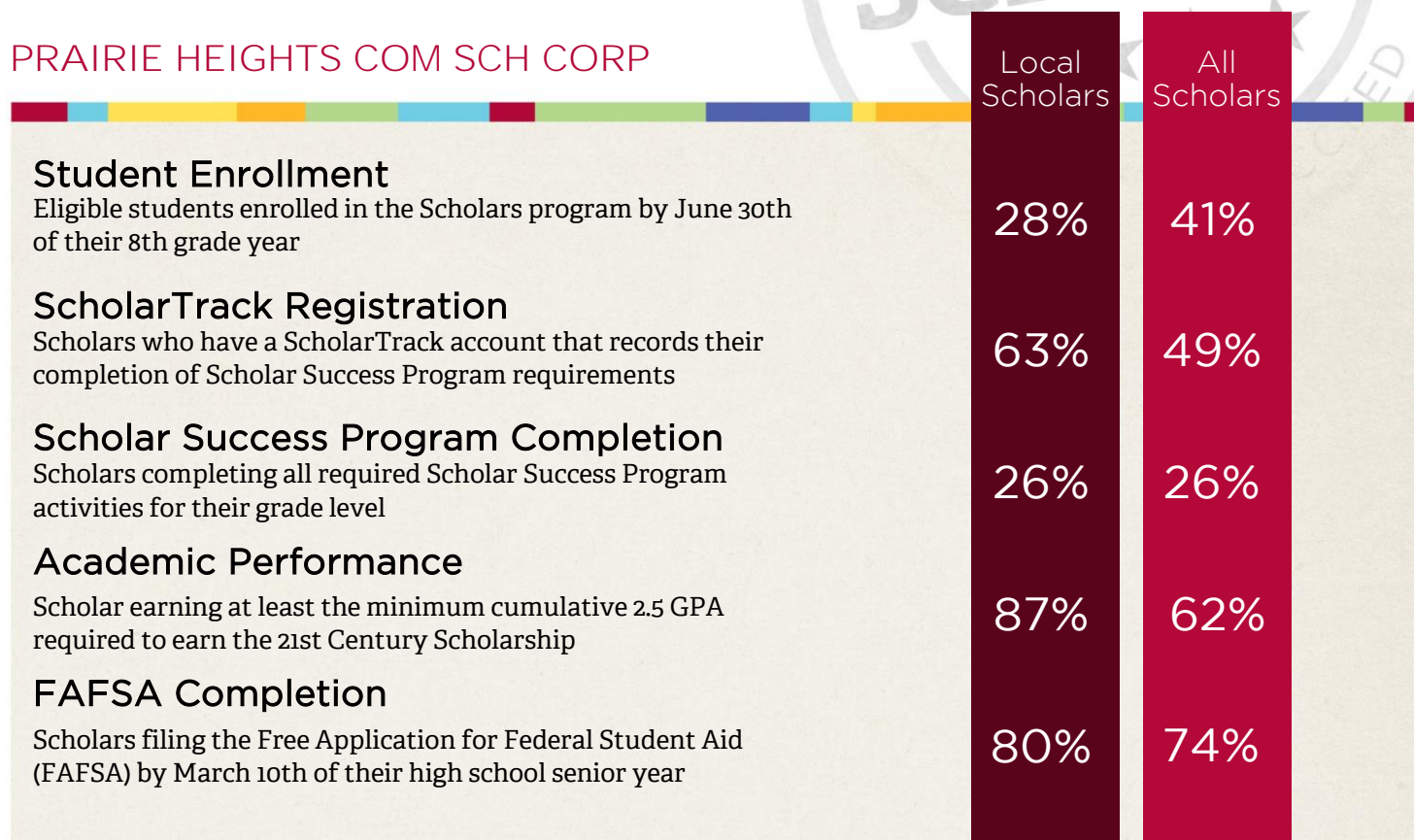
Scholars.IN.gov



A program of the Indiana Commission for Higher Education

2014-2015 SCHOLAR OUTREACH SCORECARD

PRAIRIE HEIGHTS COM SCH CORP



N/A indicates that a value could not be calculated due to inapplicability of data, or because the denominator was zero.

STUDENT ENROLLMENT: Defined as the percentage of eligible 8th grade students who are enrolled in the Scholars program as a percentage of the total of 8th grade Free and Reduced Lunch Program population for the 2014-2015 academic year. Field may be listed as 'N/A' due to unavailability of Free and Reduced Lunch data. Similarly, enrollment may exceed 100% for schools in which the Scholar population exceeds that eighth grade free and reduced lunch population.

SCHOLARTRACK REGISTRATION: Defined as the percentage of high school Scholars who are required to participate in the Scholar Success Program (graduation classes of 2017, 2018, and 2019) who have registered for a ScholarTrack account.

SCHOLAR SUCCESS PROGRAM COMPLETION: Defined as the percentage of high school Scholars who are required to participate in the Scholar Success Program who have completed all required Scholar Success Program activities during their respective cohort year.

ACADEMIC PERFORMANCE: Defined as the percentage of senior Scholars (class of 2015) who achieved a minimum GPA of 2.5 or higher

FAFSA COMPLETION: Defined as the percentage of high school senior Scholars (class of 2015) who filed the Free Application for Federal Student Aid (FAFSA) by the state deadline of March 10, 2015

Scholars.IN.gov



A program of the Indiana Commission for Higher Education

2014-2015 SCHOLAR OUTREACH SCORECARD

RANDOLPH CENTRAL SCHOOL CORP

	Local Scholars	All Scholars
Student Enrollment Eligible students enrolled in the Scholars program by June 30th of their 8th grade year	N/A	41%
ScholarTrack Registration Scholars who have a ScholarTrack account that records their completion of Scholar Success Program requirements	66%	49%
Scholar Success Program Completion Scholars completing all required Scholar Success Program activities for their grade level	26%	26%
Academic Performance Scholar earning at least the minimum cumulative 2.5 GPA required to earn the 21st Century Scholarship	65%	62%
FAFSA Completion Scholars filing the Free Application for Federal Student Aid (FAFSA) by March 10th of their high school senior year	75%	74%

N/A indicates that a value could not be calculated due to inapplicability of data, or because the denominator was zero.

STUDENT ENROLLMENT: Defined as the percentage of eligible 8th grade students who are enrolled in the Scholars program as a percentage of the total of 8th grade Free and Reduced Lunch Program population for the 2014-2015 academic year. Field may be listed as 'N/A' due to unavailability of Free and Reduced Lunch data. Similarly, enrollment may exceed 100% for schools in which the Scholar population exceeds that eighth grade free and reduced lunch population.

SCHOLARTRACK REGISTRATION: Defined as the percentage of high school Scholars who are required to participate in the Scholar Success Program (graduation classes of 2017, 2018, and 2019) who have registered for a ScholarTrack account.

SCHOLAR SUCCESS PROGRAM COMPLETION: Defined as the percentage of high school Scholars who are required to participate in the Scholar Success Program who have completed all required Scholar Success Program activities during their respective cohort year.

ACADEMIC PERFORMANCE: Defined as the percentage of senior Scholars (class of 2015) who achieved a minimum GPA of 2.5 or higher

FAFSA COMPLETION: Defined as the percentage of high school senior Scholars (class of 2015) who filed the Free Application for Federal Student Aid (FAFSA) by the state deadline of March 10, 2015

Scholars.IN.gov



A program of the Indiana Commission for Higher Education

2014-2015 SCHOLAR OUTREACH SCORECARD

RANDOLPH EASTERN SCHOOL CORP

	Local Scholars	All Scholars
Student Enrollment Eligible students enrolled in the Scholars program by June 30th of their 8th grade year	N/A	41%
ScholarTrack Registration Scholars who have a ScholarTrack account that records their completion of Scholar Success Program requirements	26%	49%
Scholar Success Program Completion Scholars completing all required Scholar Success Program activities for their grade level	9%	26%
Academic Performance Scholar earning at least the minimum cumulative 2.5 GPA required to earn the 21st Century Scholarship	66%	62%
FAFSA Completion Scholars filing the Free Application for Federal Student Aid (FAFSA) by March 10th of their high school senior year	72%	74%

N/A indicates that a value could not be calculated due to inapplicability of data, or because the denominator was zero.

STUDENT ENROLLMENT: Defined as the percentage of eligible 8th grade students who are enrolled in the Scholars program as a percentage of the total of 8th grade Free and Reduced Lunch Program population for the 2014-2015 academic year. Field may be listed as 'N/A' due to unavailability of Free and Reduced Lunch data. Similarly, enrollment may exceed 100% for schools in which the Scholar population exceeds that eighth grade free and reduced lunch population.

SCHOLARTRACK REGISTRATION: Defined as the percentage of high school Scholars who are required to participate in the Scholar Success Program (graduation classes of 2017, 2018, and 2019) who have registered for a ScholarTrack account.

SCHOLAR SUCCESS PROGRAM COMPLETION: Defined as the percentage of high school Scholars who are required to participate in the Scholar Success Program who have completed all required Scholar Success Program activities during their respective cohort year.

ACADEMIC PERFORMANCE: Defined as the percentage of senior Scholars (class of 2015) who achieved a minimum GPA of 2.5 or higher

FAFSA COMPLETION: Defined as the percentage of high school senior Scholars (class of 2015) who filed the Free Application for Federal Student Aid (FAFSA) by the state deadline of March 10, 2015

Scholars.IN.gov



A program of the Indiana Commission for Higher Education

2014-2015 SCHOLAR OUTREACH SCORECARD

RANDOLPH SOUTHERN SCHOOL CORP

	Local Scholars	All Scholars
Student Enrollment Eligible students enrolled in the Scholars program by June 30th of their 8th grade year	25%	41%
ScholarTrack Registration Scholars who have a ScholarTrack account that records their completion of Scholar Success Program requirements	53%	49%
Scholar Success Program Completion Scholars completing all required Scholar Success Program activities for their grade level	24%	26%
Academic Performance Scholar earning at least the minimum cumulative 2.5 GPA required to earn the 21st Century Scholarship	76%	62%
FAFSA Completion Scholars filing the Free Application for Federal Student Aid (FAFSA) by March 10th of their high school senior year	88%	74%

N/A indicates that a value could not be calculated due to inapplicability of data, or because the denominator was zero.

STUDENT ENROLLMENT: Defined as the percentage of eligible 8th grade students who are enrolled in the Scholars program as a percentage of the total of 8th grade Free and Reduced Lunch Program population for the 2014-2015 academic year. Field may be listed as 'N/A' due to unavailability of Free and Reduced Lunch data. Similarly, enrollment may exceed 100% for schools in which the Scholar population exceeds that eighth grade free and reduced lunch population.

SCHOLARTRACK REGISTRATION: Defined as the percentage of high school Scholars who are required to participate in the Scholar Success Program (graduation classes of 2017, 2018, and 2019) who have registered for a ScholarTrack account.

SCHOLAR SUCCESS PROGRAM COMPLETION: Defined as the percentage of high school Scholars who are required to participate in the Scholar Success Program who have completed all required Scholar Success Program activities during their respective cohort year.

ACADEMIC PERFORMANCE: Defined as the percentage of senior Scholars (class of 2015) who achieved a minimum GPA of 2.5 or higher

FAFSA COMPLETION: Defined as the percentage of high school senior Scholars (class of 2015) who filed the Free Application for Federal Student Aid (FAFSA) by the state deadline of March 10, 2015

Scholars.IN.gov



A program of the Indiana Commission for Higher Education

2014-2015 SCHOLAR OUTREACH SCORECARD

RENAISSANCE ACADEMY CHARTER SCHOOL

	Local Scholars	All Scholars
Student Enrollment Eligible students enrolled in the Scholars program by June 30th of their 8th grade year	0%	41%
ScholarTrack Registration Scholars who have a ScholarTrack account that records their completion of Scholar Success Program requirements	N/A	49%
Scholar Success Program Completion Scholars completing all required Scholar Success Program activities for their grade level	N/A	26%
Academic Performance Scholar earning at least the minimum cumulative 2.5 GPA required to earn the 21st Century Scholarship	N/A	62%
FAFSA Completion Scholars filing the Free Application for Federal Student Aid (FAFSA) by March 10th of their high school senior year	N/A	74%

N/A indicates that a value could not be calculated due to inapplicability of data, or because the denominator was zero.

STUDENT ENROLLMENT: Defined as the percentage of eligible 8th grade students who are enrolled in the Scholars program as a percentage of the total of 8th grade Free and Reduced Lunch Program population for the 2014-2015 academic year. Field may be listed as 'N/A' due to unavailability of Free and Reduced Lunch data. Similarly, enrollment may exceed 100% for schools in which the Scholar population exceeds that eighth grade free and reduced lunch population.

SCHOLARTRACK REGISTRATION: Defined as the percentage of high school Scholars who are required to participate in the Scholar Success Program (graduation classes of 2017, 2018, and 2019) who have registered for a ScholarTrack account.

SCHOLAR SUCCESS PROGRAM COMPLETION: Defined as the percentage of high school Scholars who are required to participate in the Scholar Success Program who have completed all required Scholar Success Program activities during their respective cohort year.

ACADEMIC PERFORMANCE: Defined as the percentage of senior Scholars (class of 2015) who achieved a minimum GPA of 2.5 or higher

FAFSA COMPLETION: Defined as the percentage of high school senior Scholars (class of 2015) who filed the Free Application for Federal Student Aid (FAFSA) by the state deadline of March 10, 2015

Scholars.IN.gov



2014-2015 SCHOLAR OUTREACH SCORECARD

RENSSELAER CENTRAL SCHOOL CORP

	Local Scholars	All Scholars
Student Enrollment Eligible students enrolled in the Scholars program by June 30th of their 8th grade year	N/A	41%
ScholarTrack Registration Scholars who have a ScholarTrack account that records their completion of Scholar Success Program requirements	51%	49%
Scholar Success Program Completion Scholars completing all required Scholar Success Program activities for their grade level	46%	26%
Academic Performance Scholar earning at least the minimum cumulative 2.5 GPA required to earn the 21st Century Scholarship	62%	62%
FAFSA Completion Scholars filing the Free Application for Federal Student Aid (FAFSA) by March 10th of their high school senior year	73%	74%

N/A indicates that a value could not be calculated due to inapplicability of data, or because the denominator was zero.

STUDENT ENROLLMENT: Defined as the percentage of eligible 8th grade students who are enrolled in the Scholars program as a percentage of the total of 8th grade Free and Reduced Lunch Program population for the 2014-2015 academic year. Field may be listed as 'N/A' due to unavailability of Free and Reduced Lunch data. Similarly, enrollment may exceed 100% for schools in which the Scholar population exceeds that eighth grade free and reduced lunch population.

SCHOLARTRACK REGISTRATION: Defined as the percentage of high school Scholars who are required to participate in the Scholar Success Program (graduation classes of 2017, 2018, and 2019) who have registered for a ScholarTrack account.

SCHOLAR SUCCESS PROGRAM COMPLETION: Defined as the percentage of high school Scholars who are required to participate in the Scholar Success Program who have completed all required Scholar Success Program activities during their respective cohort year.

ACADEMIC PERFORMANCE: Defined as the percentage of senior Scholars (class of 2015) who achieved a minimum GPA of 2.5 or higher

FAFSA COMPLETION: Defined as the percentage of high school senior Scholars (class of 2015) who filed the Free Application for Federal Student Aid (FAFSA) by the state deadline of March 10, 2015

Scholars.IN.gov



2014-2015 SCHOLAR OUTREACH SCORECARD

RICHLAND-BEAN BLOSSOM C S C

	Local Scholars	All Scholars
Student Enrollment Eligible students enrolled in the Scholars program by June 30th of their 8th grade year	N/A	41%
ScholarTrack Registration Scholars who have a ScholarTrack account that records their completion of Scholar Success Program requirements	84%	49%
Scholar Success Program Completion Scholars completing all required Scholar Success Program activities for their grade level	48%	26%
Academic Performance Scholar earning at least the minimum cumulative 2.5 GPA required to earn the 21st Century Scholarship	65%	62%
FAFSA Completion Scholars filing the Free Application for Federal Student Aid (FAFSA) by March 10th of their high school senior year	83%	74%

N/A indicates that a value could not be calculated due to inapplicability of data, or because the denominator was zero.

STUDENT ENROLLMENT: Defined as the percentage of eligible 8th grade students who are enrolled in the Scholars program as a percentage of the total of 8th grade Free and Reduced Lunch Program population for the 2014-2015 academic year. Field may be listed as 'N/A' due to unavailability of Free and Reduced Lunch data. Similarly, enrollment may exceed 100% for schools in which the Scholar population exceeds that eighth grade free and reduced lunch population.

SCHOLARTRACK REGISTRATION: Defined as the percentage of high school Scholars who are required to participate in the Scholar Success Program (graduation classes of 2017, 2018, and 2019) who have registered for a ScholarTrack account.

SCHOLAR SUCCESS PROGRAM COMPLETION: Defined as the percentage of high school Scholars who are required to participate in the Scholar Success Program who have completed all required Scholar Success Program activities during their respective cohort year.

ACADEMIC PERFORMANCE: Defined as the percentage of senior Scholars (class of 2015) who achieved a minimum GPA of 2.5 or higher

FAFSA COMPLETION: Defined as the percentage of high school senior Scholars (class of 2015) who filed the Free Application for Federal Student Aid (FAFSA) by the state deadline of March 10, 2015

Scholars.IN.gov



A program of the Indiana Commission for Higher Education

2014-2015 SCHOLAR OUTREACH SCORECARD

RICHMOND COMMUNITY SCHOOLS

	Local Scholars	All Scholars
Student Enrollment Eligible students enrolled in the Scholars program by June 30th of their 8th grade year	N/A	41%
ScholarTrack Registration Scholars who have a ScholarTrack account that records their completion of Scholar Success Program requirements	38%	49%
Scholar Success Program Completion Scholars completing all required Scholar Success Program activities for their grade level	10%	26%
Academic Performance Scholar earning at least the minimum cumulative 2.5 GPA required to earn the 21st Century Scholarship	55%	62%
FAFSA Completion Scholars filing the Free Application for Federal Student Aid (FAFSA) by March 10th of their high school senior year	71%	74%

N/A indicates that a value could not be calculated due to inapplicability of data, or because the denominator was zero.

STUDENT ENROLLMENT: Defined as the percentage of eligible 8th grade students who are enrolled in the Scholars program as a percentage of the total of 8th grade Free and Reduced Lunch Program population for the 2014-2015 academic year. Field may be listed as 'N/A' due to unavailability of Free and Reduced Lunch data. Similarly, enrollment may exceed 100% for schools in which the Scholar population exceeds that eighth grade free and reduced lunch population.

SCHOLARTRACK REGISTRATION: Defined as the percentage of high school Scholars who are required to participate in the Scholar Success Program (graduation classes of 2017, 2018, and 2019) who have registered for a ScholarTrack account.

SCHOLAR SUCCESS PROGRAM COMPLETION: Defined as the percentage of high school Scholars who are required to participate in the Scholar Success Program who have completed all required Scholar Success Program activities during their respective cohort year.

ACADEMIC PERFORMANCE: Defined as the percentage of senior Scholars (class of 2015) who achieved a minimum GPA of 2.5 or higher

FAFSA COMPLETION: Defined as the percentage of high school senior Scholars (class of 2015) who filed the Free Application for Federal Student Aid (FAFSA) by the state deadline of March 10, 2015


Scholars.IN.gov



A program of the Indiana Commission for Higher Education

2014-2015 SCHOLAR OUTREACH SCORECARD

RIISING SUN-OHIO CO COM



	Local Scholars	All Scholars
Student Enrollment Eligible students enrolled in the Scholars program by June 30th of their 8th grade year	37%	41%
ScholarTrack Registration Scholars who have a ScholarTrack account that records their completion of Scholar Success Program requirements	40%	49%
Scholar Success Program Completion Scholars completing all required Scholar Success Program activities for their grade level	23%	26%
Academic Performance Scholar earning at least the minimum cumulative 2.5 GPA required to earn the 21st Century Scholarship	64%	62%
FAFSA Completion Scholars filing the Free Application for Federal Student Aid (FAFSA) by March 10th of their high school senior year	64%	74%

N/A indicates that a value could not be calculated due to inapplicability of data, or because the denominator was zero.

STUDENT ENROLLMENT: Defined as the percentage of eligible 8th grade students who are enrolled in the Scholars program as a percentage of the total of 8th grade Free and Reduced Lunch Program population for the 2014-2015 academic year. Field may be listed as 'N/A' due to unavailability of Free and Reduced Lunch data. Similarly, enrollment may exceed 100% for schools in which the Scholar population exceeds that eighth grade free and reduced lunch population.

SCHOLARTRACK REGISTRATION: Defined as the percentage of high school Scholars who are required to participate in the Scholar Success Program (graduation classes of 2017, 2018, and 2019) who have registered for a ScholarTrack account.

SCHOLAR SUCCESS PROGRAM COMPLETION: Defined as the percentage of high school Scholars who are required to participate in the Scholar Success Program who have completed all required Scholar Success Program activities during their respective cohort year.

ACADEMIC PERFORMANCE: Defined as the percentage of senior Scholars (class of 2015) who achieved a minimum GPA of 2.5 or higher

FAFSA COMPLETION: Defined as the percentage of high school senior Scholars (class of 2015) who filed the Free Application for Federal Student Aid (FAFSA) by the state deadline of March 10, 2015

Scholars.IN.gov



A program of the Indiana Commission for Higher Education

2014-2015 SCHOLAR OUTREACH SCORECARD

RIVER FOREST COMMUNITY SCH CORP

	Local Scholars	All Scholars
Student Enrollment Eligible students enrolled in the Scholars program by June 30th of their 8th grade year	31%	41%
ScholarTrack Registration Scholars who have a ScholarTrack account that records their completion of Scholar Success Program requirements	42%	49%
Scholar Success Program Completion Scholars completing all required Scholar Success Program activities for their grade level	27%	26%
Academic Performance Scholar earning at least the minimum cumulative 2.5 GPA required to earn the 21st Century Scholarship	63%	62%
FAFSA Completion Scholars filing the Free Application for Federal Student Aid (FAFSA) by March 10th of their high school senior year	83%	74%

N/A indicates that a value could not be calculated due to inapplicability of data, or because the denominator was zero.

STUDENT ENROLLMENT: Defined as the percentage of eligible 8th grade students who are enrolled in the Scholars program as a percentage of the total of 8th grade Free and Reduced Lunch Program population for the 2014-2015 academic year. Field may be listed as 'N/A' due to unavailability of Free and Reduced Lunch data. Similarly, enrollment may exceed 100% for schools in which the Scholar population exceeds that eighth grade free and reduced lunch population.

SCHOLARTRACK REGISTRATION: Defined as the percentage of high school Scholars who are required to participate in the Scholar Success Program (graduation classes of 2017, 2018, and 2019) who have registered for a ScholarTrack account.

SCHOLAR SUCCESS PROGRAM COMPLETION: Defined as the percentage of high school Scholars who are required to participate in the Scholar Success Program who have completed all required Scholar Success Program activities during their respective cohort year.

ACADEMIC PERFORMANCE: Defined as the percentage of senior Scholars (class of 2015) who achieved a minimum GPA of 2.5 or higher

FAFSA COMPLETION: Defined as the percentage of high school senior Scholars (class of 2015) who filed the Free Application for Federal Student Aid (FAFSA) by the state deadline of March 10, 2015

Scholars.IN.gov



A program of the Indiana Commission for Higher Education

2014-2015 SCHOLAR OUTREACH SCORECARD

ROCHESTER COMMUNITY SCH CORP

	Local Scholars	All Scholars
Student Enrollment Eligible students enrolled in the Scholars program by June 30th of their 8th grade year	N/A	41%
ScholarTrack Registration Scholars who have a ScholarTrack account that records their completion of Scholar Success Program requirements	96%	49%
Scholar Success Program Completion Scholars completing all required Scholar Success Program activities for their grade level	59%	26%
Academic Performance Scholar earning at least the minimum cumulative 2.5 GPA required to earn the 21st Century Scholarship	52%	62%
FAFSA Completion Scholars filing the Free Application for Federal Student Aid (FAFSA) by March 10th of their high school senior year	64%	74%

N/A indicates that a value could not be calculated due to inapplicability of data, or because the denominator was zero.

STUDENT ENROLLMENT: Defined as the percentage of eligible 8th grade students who are enrolled in the Scholars program as a percentage of the total of 8th grade Free and Reduced Lunch Program population for the 2014-2015 academic year. Field may be listed as 'N/A' due to unavailability of Free and Reduced Lunch data. Similarly, enrollment may exceed 100% for schools in which the Scholar population exceeds that eighth grade free and reduced lunch population.

SCHOLARTRACK REGISTRATION: Defined as the percentage of high school Scholars who are required to participate in the Scholar Success Program (graduation classes of 2017, 2018, and 2019) who have registered for a ScholarTrack account.

SCHOLAR SUCCESS PROGRAM COMPLETION: Defined as the percentage of high school Scholars who are required to participate in the Scholar Success Program who have completed all required Scholar Success Program activities during their respective cohort year.

ACADEMIC PERFORMANCE: Defined as the percentage of senior Scholars (class of 2015) who achieved a minimum GPA of 2.5 or higher

FAFSA COMPLETION: Defined as the percentage of high school senior Scholars (class of 2015) who filed the Free Application for Federal Student Aid (FAFSA) by the state deadline of March 10, 2015

Scholars.IN.gov



A program of the Indiana Commission for Higher Education

2014-2015 SCHOLAR OUTREACH SCORECARD

ROCKVILLE COMMUNITY SCHOOL CORP

	Local Scholars	All Scholars
Student Enrollment Eligible students enrolled in the Scholars program by June 30th of their 8th grade year	92%	41%
ScholarTrack Registration Scholars who have a ScholarTrack account that records their completion of Scholar Success Program requirements	99%	49%
Scholar Success Program Completion Scholars completing all required Scholar Success Program activities for their grade level	75%	26%
Academic Performance Scholar earning at least the minimum cumulative 2.5 GPA required to earn the 21st Century Scholarship	74%	62%
FAFSA Completion Scholars filing the Free Application for Federal Student Aid (FAFSA) by March 10th of their high school senior year	70%	74%

N/A indicates that a value could not be calculated due to inapplicability of data, or because the denominator was zero.

STUDENT ENROLLMENT: Defined as the percentage of eligible 8th grade students who are enrolled in the Scholars program as a percentage of the total of 8th grade Free and Reduced Lunch Program population for the 2014-2015 academic year. Field may be listed as 'N/A' due to unavailability of Free and Reduced Lunch data. Similarly, enrollment may exceed 100% for schools in which the Scholar population exceeds that eighth grade free and reduced lunch population.

SCHOLARTRACK REGISTRATION: Defined as the percentage of high school Scholars who are required to participate in the Scholar Success Program (graduation classes of 2017, 2018, and 2019) who have registered for a ScholarTrack account.

SCHOLAR SUCCESS PROGRAM COMPLETION: Defined as the percentage of high school Scholars who are required to participate in the Scholar Success Program who have completed all required Scholar Success Program activities during their respective cohort year.

ACADEMIC PERFORMANCE: Defined as the percentage of senior Scholars (class of 2015) who achieved a minimum GPA of 2.5 or higher

FAFSA COMPLETION: Defined as the percentage of high school senior Scholars (class of 2015) who filed the Free Application for Federal Student Aid (FAFSA) by the state deadline of March 10, 2015

Scholars.IN.gov



A program of the Indiana Commission for Higher Education

2014-2015 SCHOLAR OUTREACH SCORECARD

ROSSVILLE CON SCHOOL DISTRICT

	Local Scholars	All Scholars
Student Enrollment Eligible students enrolled in the Scholars program by June 30th of their 8th grade year	N/A	41%
ScholarTrack Registration Scholars who have a ScholarTrack account that records their completion of Scholar Success Program requirements	50%	49%
Scholar Success Program Completion Scholars completing all required Scholar Success Program activities for their grade level	20%	26%
Academic Performance Scholar earning at least the minimum cumulative 2.5 GPA required to earn the 21st Century Scholarship	78%	62%
FAFSA Completion Scholars filing the Free Application for Federal Student Aid (FAFSA) by March 10th of their high school senior year	56%	74%

N/A indicates that a value could not be calculated due to inapplicability of data, or because the denominator was zero.

STUDENT ENROLLMENT: Defined as the percentage of eligible 8th grade students who are enrolled in the Scholars program as a percentage of the total of 8th grade Free and Reduced Lunch Program population for the 2014-2015 academic year. Field may be listed as 'N/A' due to unavailability of Free and Reduced Lunch data. Similarly, enrollment may exceed 100% for schools in which the Scholar population exceeds that eighth grade free and reduced lunch population.

SCHOLARTRACK REGISTRATION: Defined as the percentage of high school Scholars who are required to participate in the Scholar Success Program (graduation classes of 2017, 2018, and 2019) who have registered for a ScholarTrack account.

SCHOLAR SUCCESS PROGRAM COMPLETION: Defined as the percentage of high school Scholars who are required to participate in the Scholar Success Program who have completed all required Scholar Success Program activities during their respective cohort year.

ACADEMIC PERFORMANCE: Defined as the percentage of senior Scholars (class of 2015) who achieved a minimum GPA of 2.5 or higher

FAFSA COMPLETION: Defined as the percentage of high school senior Scholars (class of 2015) who filed the Free Application for Federal Student Aid (FAFSA) by the state deadline of March 10, 2015

Scholars.IN.gov



A program of the Indiana Commission for Higher Education

2014-2015 SCHOLAR OUTREACH SCORECARD

RURAL COMMUNITY SCHOOLS INC

	Local Scholars	All Scholars
Student Enrollment Eligible students enrolled in the Scholars program by June 30th of their 8th grade year	49%	41%
ScholarTrack Registration Scholars who have a ScholarTrack account that records their completion of Scholar Success Program requirements	N/A	49%
Scholar Success Program Completion Scholars completing all required Scholar Success Program activities for their grade level	N/A	26%
Academic Performance Scholar earning at least the minimum cumulative 2.5 GPA required to earn the 21st Century Scholarship	N/A	62%
FAFSA Completion Scholars filing the Free Application for Federal Student Aid (FAFSA) by March 10th of their high school senior year	N/A	74%

N/A indicates that a value could not be calculated due to inapplicability of data, or because the denominator was zero.

STUDENT ENROLLMENT: Defined as the percentage of eligible 8th grade students who are enrolled in the Scholars program as a percentage of the total of 8th grade Free and Reduced Lunch Program population for the 2014-2015 academic year. Field may be listed as 'N/A' due to unavailability of Free and Reduced Lunch data. Similarly, enrollment may exceed 100% for schools in which the Scholar population exceeds that eighth grade free and reduced lunch population.

SCHOLARTRACK REGISTRATION: Defined as the percentage of high school Scholars who are required to participate in the Scholar Success Program (graduation classes of 2017, 2018, and 2019) who have registered for a ScholarTrack account.

SCHOLAR SUCCESS PROGRAM COMPLETION: Defined as the percentage of high school Scholars who are required to participate in the Scholar Success Program who have completed all required Scholar Success Program activities during their respective cohort year.

ACADEMIC PERFORMANCE: Defined as the percentage of senior Scholars (class of 2015) who achieved a minimum GPA of 2.5 or higher

FAFSA COMPLETION: Defined as the percentage of high school senior Scholars (class of 2015) who filed the Free Application for Federal Student Aid (FAFSA) by the state deadline of March 10, 2015

Scholars.IN.gov



A program of the Indiana Commission for Higher Education

2014-2015 SCHOLAR OUTREACH SCORECARD

RUSH COUNTY SCHOOLS

	Local Scholars	All Scholars
Student Enrollment Eligible students enrolled in the Scholars program by June 30th of their 8th grade year	N/A	41%
ScholarTrack Registration Scholars who have a ScholarTrack account that records their completion of Scholar Success Program requirements	27%	49%
Scholar Success Program Completion Scholars completing all required Scholar Success Program activities for their grade level	12%	26%
Academic Performance Scholar earning at least the minimum cumulative 2.5 GPA required to earn the 21st Century Scholarship	59%	62%
FAFSA Completion Scholars filing the Free Application for Federal Student Aid (FAFSA) by March 10th of their high school senior year	67%	74%

N/A indicates that a value could not be calculated due to inapplicability of data, or because the denominator was zero.

STUDENT ENROLLMENT: Defined as the percentage of eligible 8th grade students who are enrolled in the Scholars program as a percentage of the total of 8th grade Free and Reduced Lunch Program population for the 2014-2015 academic year. Field may be listed as 'N/A' due to unavailability of Free and Reduced Lunch data. Similarly, enrollment may exceed 100% for schools in which the Scholar population exceeds that eighth grade free and reduced lunch population.

SCHOLARTRACK REGISTRATION: Defined as the percentage of high school Scholars who are required to participate in the Scholar Success Program (graduation classes of 2017, 2018, and 2019) who have registered for a ScholarTrack account.

SCHOLAR SUCCESS PROGRAM COMPLETION: Defined as the percentage of high school Scholars who are required to participate in the Scholar Success Program who have completed all required Scholar Success Program activities during their respective cohort year.

ACADEMIC PERFORMANCE: Defined as the percentage of senior Scholars (class of 2015) who achieved a minimum GPA of 2.5 or higher

FAFSA COMPLETION: Defined as the percentage of high school senior Scholars (class of 2015) who filed the Free Application for Federal Student Aid (FAFSA) by the state deadline of March 10, 2015

Scholars.IN.gov



A program of the Indiana Commission for Higher Education

2014-2015 SCHOLAR OUTREACH SCORECARD

SALEM COMMUNITY SCHOOLS

	Local Scholars	All Scholars
Student Enrollment Eligible students enrolled in the Scholars program by June 30th of their 8th grade year	N/A	41%
ScholarTrack Registration Scholars who have a ScholarTrack account that records their completion of Scholar Success Program requirements	61%	49%
Scholar Success Program Completion Scholars completing all required Scholar Success Program activities for their grade level	39%	26%
Academic Performance Scholar earning at least the minimum cumulative 2.5 GPA required to earn the 21st Century Scholarship	62%	62%
FAFSA Completion Scholars filing the Free Application for Federal Student Aid (FAFSA) by March 10th of their high school senior year	69%	74%

N/A indicates that a value could not be calculated due to inapplicability of data, or because the denominator was zero.

STUDENT ENROLLMENT: Defined as the percentage of eligible 8th grade students who are enrolled in the Scholars program as a percentage of the total of 8th grade Free and Reduced Lunch Program population for the 2014-2015 academic year. Field may be listed as 'N/A' due to unavailability of Free and Reduced Lunch data. Similarly, enrollment may exceed 100% for schools in which the Scholar population exceeds that eighth grade free and reduced lunch population.

SCHOLARTRACK REGISTRATION: Defined as the percentage of high school Scholars who are required to participate in the Scholar Success Program (graduation classes of 2017, 2018, and 2019) who have registered for a ScholarTrack account.

SCHOLAR SUCCESS PROGRAM COMPLETION: Defined as the percentage of high school Scholars who are required to participate in the Scholar Success Program who have completed all required Scholar Success Program activities during their respective cohort year.

ACADEMIC PERFORMANCE: Defined as the percentage of senior Scholars (class of 2015) who achieved a minimum GPA of 2.5 or higher

FAFSA COMPLETION: Defined as the percentage of high school senior Scholars (class of 2015) who filed the Free Application for Federal Student Aid (FAFSA) by the state deadline of March 10, 2015

Scholars.IN.gov



A program of the Indiana Commission for Higher Education

2014-2015 SCHOLAR OUTREACH SCORECARD

SCHOOL CITY OF EAST CHICAGO

	Local Scholars	All Scholars
Student Enrollment Eligible students enrolled in the Scholars program by June 30th of their 8th grade year	N/A	41%
ScholarTrack Registration Scholars who have a ScholarTrack account that records their completion of Scholar Success Program requirements	40%	49%
Scholar Success Program Completion Scholars completing all required Scholar Success Program activities for their grade level	14%	26%
Academic Performance Scholar earning at least the minimum cumulative 2.5 GPA required to earn the 21st Century Scholarship	53%	62%
FAFSA Completion Scholars filing the Free Application for Federal Student Aid (FAFSA) by March 10th of their high school senior year	86%	74%

N/A indicates that a value could not be calculated due to inapplicability of data, or because the denominator was zero.

STUDENT ENROLLMENT: Defined as the percentage of eligible 8th grade students who are enrolled in the Scholars program as a percentage of the total of 8th grade Free and Reduced Lunch Program population for the 2014-2015 academic year. Field may be listed as 'N/A' due to unavailability of Free and Reduced Lunch data. Similarly, enrollment may exceed 100% for schools in which the Scholar population exceeds that eighth grade free and reduced lunch population.

SCHOLARTRACK REGISTRATION: Defined as the percentage of high school Scholars who are required to participate in the Scholar Success Program (graduation classes of 2017, 2018, and 2019) who have registered for a ScholarTrack account.

SCHOLAR SUCCESS PROGRAM COMPLETION: Defined as the percentage of high school Scholars who are required to participate in the Scholar Success Program who have completed all required Scholar Success Program activities during their respective cohort year.

ACADEMIC PERFORMANCE: Defined as the percentage of senior Scholars (class of 2015) who achieved a minimum GPA of 2.5 or higher

FAFSA COMPLETION: Defined as the percentage of high school senior Scholars (class of 2015) who filed the Free Application for Federal Student Aid (FAFSA) by the state deadline of March 10, 2015

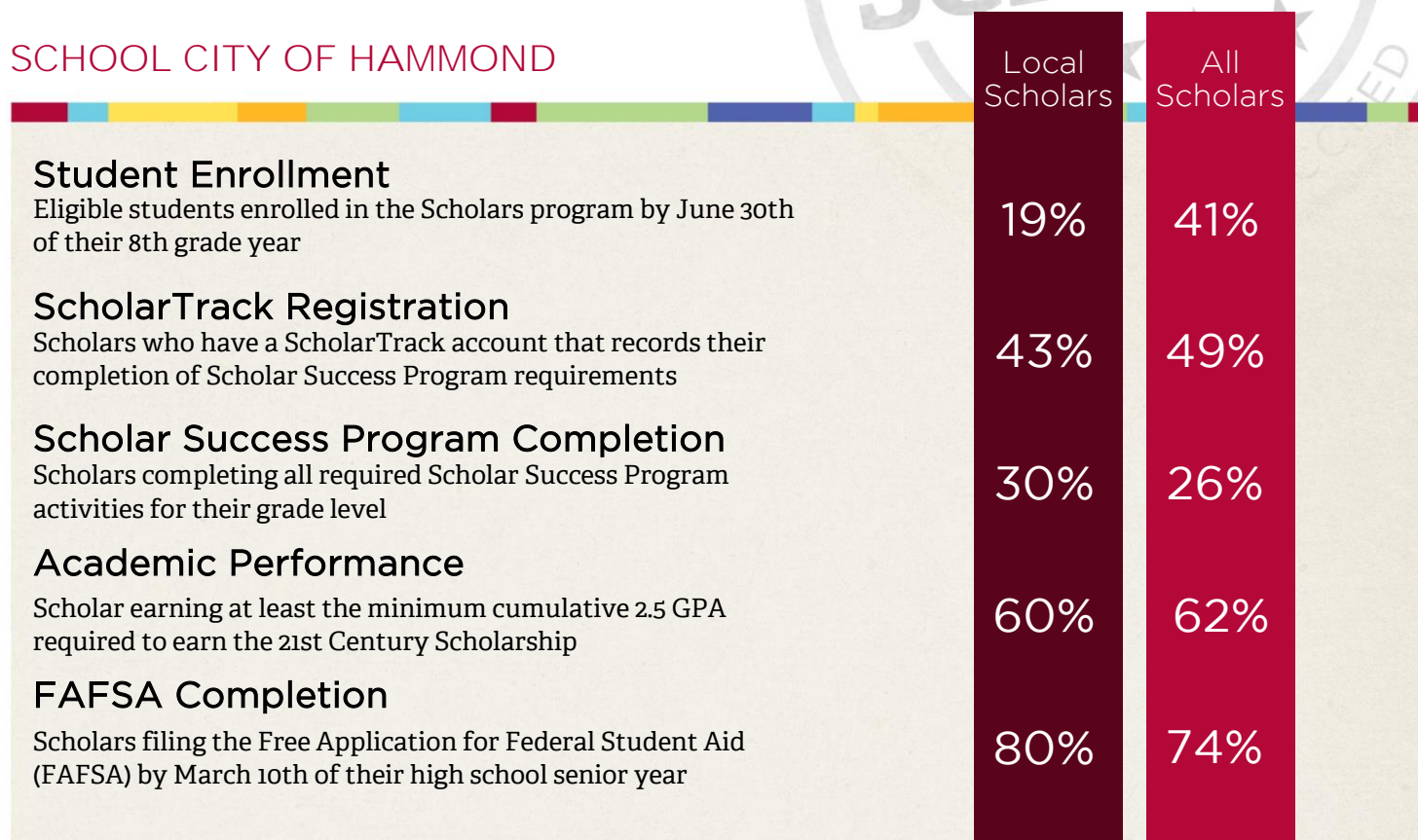
Scholars.IN.gov



A program of the Indiana Commission for Higher Education

2014-2015 SCHOLAR OUTREACH SCORECARD

SCHOOL CITY OF HAMMOND



N/A indicates that a value could not be calculated due to inapplicability of data, or because the denominator was zero.

STUDENT ENROLLMENT: Defined as the percentage of eligible 8th grade students who are enrolled in the Scholars program as a percentage of the total of 8th grade Free and Reduced Lunch Program population for the 2014-2015 academic year. Field may be listed as 'N/A' due to unavailability of Free and Reduced Lunch data. Similarly, enrollment may exceed 100% for schools in which the Scholar population exceeds that eighth grade free and reduced lunch population.

SCHOLARTRACK REGISTRATION: Defined as the percentage of high school Scholars who are required to participate in the Scholar Success Program (graduation classes of 2017, 2018, and 2019) who have registered for a ScholarTrack account.

SCHOLAR SUCCESS PROGRAM COMPLETION: Defined as the percentage of high school Scholars who are required to participate in the Scholar Success Program who have completed all required Scholar Success Program activities during their respective cohort year.

ACADEMIC PERFORMANCE: Defined as the percentage of senior Scholars (class of 2015) who achieved a minimum GPA of 2.5 or higher

FAFSA COMPLETION: Defined as the percentage of high school senior Scholars (class of 2015) who filed the Free Application for Federal Student Aid (FAFSA) by the state deadline of March 10, 2015

Scholars.IN.gov



2014-2015 SCHOLAR OUTREACH SCORECARD

SCHOOL CITY OF HOBART

	Local Scholars	All Scholars
Student Enrollment Eligible students enrolled in the Scholars program by June 30th of their 8th grade year	N/A	41%
ScholarTrack Registration Scholars who have a ScholarTrack account that records their completion of Scholar Success Program requirements	35%	49%
Scholar Success Program Completion Scholars completing all required Scholar Success Program activities for their grade level	5%	26%
Academic Performance Scholar earning at least the minimum cumulative 2.5 GPA required to earn the 21st Century Scholarship	55%	62%
FAFSA Completion Scholars filing the Free Application for Federal Student Aid (FAFSA) by March 10th of their high school senior year	76%	74%

N/A indicates that a value could not be calculated due to inapplicability of data, or because the denominator was zero.

STUDENT ENROLLMENT: Defined as the percentage of eligible 8th grade students who are enrolled in the Scholars program as a percentage of the total of 8th grade Free and Reduced Lunch Program population for the 2014-2015 academic year. Field may be listed as 'N/A' due to unavailability of Free and Reduced Lunch data. Similarly, enrollment may exceed 100% for schools in which the Scholar population exceeds that eighth grade free and reduced lunch population.

SCHOLARTRACK REGISTRATION: Defined as the percentage of high school Scholars who are required to participate in the Scholar Success Program (graduation classes of 2017, 2018, and 2019) who have registered for a ScholarTrack account.

SCHOLAR SUCCESS PROGRAM COMPLETION: Defined as the percentage of high school Scholars who are required to participate in the Scholar Success Program who have completed all required Scholar Success Program activities during their respective cohort year.

ACADEMIC PERFORMANCE: Defined as the percentage of senior Scholars (class of 2015) who achieved a minimum GPA of 2.5 or higher

FAFSA COMPLETION: Defined as the percentage of high school senior Scholars (class of 2015) who filed the Free Application for Federal Student Aid (FAFSA) by the state deadline of March 10, 2015

Scholars.IN.gov



2014-2015 SCHOLAR OUTREACH SCORECARD

SCHOOL CITY OF MISHAWAKA

	Local Scholars	All Scholars
Student Enrollment Eligible students enrolled in the Scholars program by June 30th of their 8th grade year	N/A	41%
ScholarTrack Registration Scholars who have a ScholarTrack account that records their completion of Scholar Success Program requirements	69%	49%
Scholar Success Program Completion Scholars completing all required Scholar Success Program activities for their grade level	40%	26%
Academic Performance Scholar earning at least the minimum cumulative 2.5 GPA required to earn the 21st Century Scholarship	60%	62%
FAFSA Completion Scholars filing the Free Application for Federal Student Aid (FAFSA) by March 10th of their high school senior year	81%	74%

N/A indicates that a value could not be calculated due to inapplicability of data, or because the denominator was zero.

STUDENT ENROLLMENT: Defined as the percentage of eligible 8th grade students who are enrolled in the Scholars program as a percentage of the total of 8th grade Free and Reduced Lunch Program population for the 2014-2015 academic year. Field may be listed as 'N/A' due to unavailability of Free and Reduced Lunch data. Similarly, enrollment may exceed 100% for schools in which the Scholar population exceeds that eighth grade free and reduced lunch population.

SCHOLARTRACK REGISTRATION: Defined as the percentage of high school Scholars who are required to participate in the Scholar Success Program (graduation classes of 2017, 2018, and 2019) who have registered for a ScholarTrack account.

SCHOLAR SUCCESS PROGRAM COMPLETION: Defined as the percentage of high school Scholars who are required to participate in the Scholar Success Program who have completed all required Scholar Success Program activities during their respective cohort year.

ACADEMIC PERFORMANCE: Defined as the percentage of senior Scholars (class of 2015) who achieved a minimum GPA of 2.5 or higher

FAFSA COMPLETION: Defined as the percentage of high school senior Scholars (class of 2015) who filed the Free Application for Federal Student Aid (FAFSA) by the state deadline of March 10, 2015

Scholars.IN.gov



A program of the Indiana Commission for Higher Education

2014-2015 SCHOLAR OUTREACH SCORECARD

SCHOOL TOWN OF HIGHLAND

	Local Scholars	All Scholars
Student Enrollment Eligible students enrolled in the Scholars program by June 30th of their 8th grade year	N/A	41%
ScholarTrack Registration Scholars who have a ScholarTrack account that records their completion of Scholar Success Program requirements	62%	49%
Scholar Success Program Completion Scholars completing all required Scholar Success Program activities for their grade level	59%	26%
Academic Performance Scholar earning at least the minimum cumulative 2.5 GPA required to earn the 21st Century Scholarship	50%	62%
FAFSA Completion Scholars filing the Free Application for Federal Student Aid (FAFSA) by March 10th of their high school senior year	78%	74%

N/A indicates that a value could not be calculated due to inapplicability of data, or because the denominator was zero.

STUDENT ENROLLMENT: Defined as the percentage of eligible 8th grade students who are enrolled in the Scholars program as a percentage of the total of 8th grade Free and Reduced Lunch Program population for the 2014-2015 academic year. Field may be listed as 'N/A' due to unavailability of Free and Reduced Lunch data. Similarly, enrollment may exceed 100% for schools in which the Scholar population exceeds that eighth grade free and reduced lunch population.

SCHOLARTRACK REGISTRATION: Defined as the percentage of high school Scholars who are required to participate in the Scholar Success Program (graduation classes of 2017, 2018, and 2019) who have registered for a ScholarTrack account.

SCHOLAR SUCCESS PROGRAM COMPLETION: Defined as the percentage of high school Scholars who are required to participate in the Scholar Success Program who have completed all required Scholar Success Program activities during their respective cohort year.

ACADEMIC PERFORMANCE: Defined as the percentage of senior Scholars (class of 2015) who achieved a minimum GPA of 2.5 or higher

FAFSA COMPLETION: Defined as the percentage of high school senior Scholars (class of 2015) who filed the Free Application for Federal Student Aid (FAFSA) by the state deadline of March 10, 2015

Scholars.IN.gov



A program of the Indiana Commission for Higher Education

2014-2015 SCHOLAR OUTREACH SCORECARD

SCHOOL TOWN OF MUNSTER

	Local Scholars	All Scholars
Student Enrollment Eligible students enrolled in the Scholars program by June 30th of their 8th grade year	N/A	41%
ScholarTrack Registration Scholars who have a ScholarTrack account that records their completion of Scholar Success Program requirements	60%	49%
Scholar Success Program Completion Scholars completing all required Scholar Success Program activities for their grade level	52%	26%
Academic Performance Scholar earning at least the minimum cumulative 2.5 GPA required to earn the 21st Century Scholarship	56%	62%
FAFSA Completion Scholars filing the Free Application for Federal Student Aid (FAFSA) by March 10th of their high school senior year	75%	74%

N/A indicates that a value could not be calculated due to inapplicability of data, or because the denominator was zero.

STUDENT ENROLLMENT: Defined as the percentage of eligible 8th grade students who are enrolled in the Scholars program as a percentage of the total of 8th grade Free and Reduced Lunch Program population for the 2014-2015 academic year. Field may be listed as 'N/A' due to unavailability of Free and Reduced Lunch data. Similarly, enrollment may exceed 100% for schools in which the Scholar population exceeds that eighth grade free and reduced lunch population.

SCHOLARTRACK REGISTRATION: Defined as the percentage of high school Scholars who are required to participate in the Scholar Success Program (graduation classes of 2017, 2018, and 2019) who have registered for a ScholarTrack account.

SCHOLAR SUCCESS PROGRAM COMPLETION: Defined as the percentage of high school Scholars who are required to participate in the Scholar Success Program who have completed all required Scholar Success Program activities during their respective cohort year.

ACADEMIC PERFORMANCE: Defined as the percentage of senior Scholars (class of 2015) who achieved a minimum GPA of 2.5 or higher

FAFSA COMPLETION: Defined as the percentage of high school senior Scholars (class of 2015) who filed the Free Application for Federal Student Aid (FAFSA) by the state deadline of March 10, 2015

Scholars.IN.gov



A program of the Indiana Commission for Higher Education

2014-2015 SCHOLAR OUTREACH SCORECARD

SCHOOL TOWN OF SPEEDWAY

	Local Scholars	All Scholars
Student Enrollment Eligible students enrolled in the Scholars program by June 30th of their 8th grade year	84%	41%
ScholarTrack Registration Scholars who have a ScholarTrack account that records their completion of Scholar Success Program requirements	21%	49%
Scholar Success Program Completion Scholars completing all required Scholar Success Program activities for their grade level	10%	26%
Academic Performance Scholar earning at least the minimum cumulative 2.5 GPA required to earn the 21st Century Scholarship	63%	62%
FAFSA Completion Scholars filing the Free Application for Federal Student Aid (FAFSA) by March 10th of their high school senior year	83%	74%

N/A indicates that a value could not be calculated due to inapplicability of data, or because the denominator was zero.

STUDENT ENROLLMENT: Defined as the percentage of eligible 8th grade students who are enrolled in the Scholars program as a percentage of the total of 8th grade Free and Reduced Lunch Program population for the 2014-2015 academic year. Field may be listed as 'N/A' due to unavailability of Free and Reduced Lunch data. Similarly, enrollment may exceed 100% for schools in which the Scholar population exceeds that eighth grade free and reduced lunch population.

SCHOLARTRACK REGISTRATION: Defined as the percentage of high school Scholars who are required to participate in the Scholar Success Program (graduation classes of 2017, 2018, and 2019) who have registered for a ScholarTrack account.

SCHOLAR SUCCESS PROGRAM COMPLETION: Defined as the percentage of high school Scholars who are required to participate in the Scholar Success Program who have completed all required Scholar Success Program activities during their respective cohort year.

ACADEMIC PERFORMANCE: Defined as the percentage of senior Scholars (class of 2015) who achieved a minimum GPA of 2.5 or higher

FAFSA COMPLETION: Defined as the percentage of high school senior Scholars (class of 2015) who filed the Free Application for Federal Student Aid (FAFSA) by the state deadline of March 10, 2015

Scholars.IN.gov



A program of the Indiana Commission for Higher Education

2014-2015 SCHOLAR OUTREACH SCORECARD

SCOTT COUNTY SCHOOL DISTRICT 1

	Local Scholars	All Scholars
Student Enrollment Eligible students enrolled in the Scholars program by June 30th of their 8th grade year	N/A	41%
ScholarTrack Registration Scholars who have a ScholarTrack account that records their completion of Scholar Success Program requirements	53%	49%
Scholar Success Program Completion Scholars completing all required Scholar Success Program activities for their grade level	33%	26%
Academic Performance Scholar earning at least the minimum cumulative 2.5 GPA required to earn the 21st Century Scholarship	71%	62%
FAFSA Completion Scholars filing the Free Application for Federal Student Aid (FAFSA) by March 10th of their high school senior year	68%	74%

N/A indicates that a value could not be calculated due to inapplicability of data, or because the denominator was zero.

STUDENT ENROLLMENT: Defined as the percentage of eligible 8th grade students who are enrolled in the Scholars program as a percentage of the total of 8th grade Free and Reduced Lunch Program population for the 2014-2015 academic year. Field may be listed as 'N/A' due to unavailability of Free and Reduced Lunch data. Similarly, enrollment may exceed 100% for schools in which the Scholar population exceeds that eighth grade free and reduced lunch population.

SCHOLARTRACK REGISTRATION: Defined as the percentage of high school Scholars who are required to participate in the Scholar Success Program (graduation classes of 2017, 2018, and 2019) who have registered for a ScholarTrack account.

SCHOLAR SUCCESS PROGRAM COMPLETION: Defined as the percentage of high school Scholars who are required to participate in the Scholar Success Program who have completed all required Scholar Success Program activities during their respective cohort year.

ACADEMIC PERFORMANCE: Defined as the percentage of senior Scholars (class of 2015) who achieved a minimum GPA of 2.5 or higher

FAFSA COMPLETION: Defined as the percentage of high school senior Scholars (class of 2015) who filed the Free Application for Federal Student Aid (FAFSA) by the state deadline of March 10, 2015

Scholars.IN.gov



2014-2015 SCHOLAR OUTREACH SCORECARD

SCOTT COUNTY SCHOOL DISTRICT 2

	Local Scholars	All Scholars
Student Enrollment Eligible students enrolled in the Scholars program by June 30th of their 8th grade year	N/A	41%
ScholarTrack Registration Scholars who have a ScholarTrack account that records their completion of Scholar Success Program requirements	57%	49%
Scholar Success Program Completion Scholars completing all required Scholar Success Program activities for their grade level	55%	26%
Academic Performance Scholar earning at least the minimum cumulative 2.5 GPA required to earn the 21st Century Scholarship	54%	62%
FAFSA Completion Scholars filing the Free Application for Federal Student Aid (FAFSA) by March 10th of their high school senior year	60%	74%

N/A indicates that a value could not be calculated due to inapplicability of data, or because the denominator was zero.

STUDENT ENROLLMENT: Defined as the percentage of eligible 8th grade students who are enrolled in the Scholars program as a percentage of the total of 8th grade Free and Reduced Lunch Program population for the 2014-2015 academic year. Field may be listed as 'N/A' due to unavailability of Free and Reduced Lunch data. Similarly, enrollment may exceed 100% for schools in which the Scholar population exceeds that eighth grade free and reduced lunch population.

SCHOLARTRACK REGISTRATION: Defined as the percentage of high school Scholars who are required to participate in the Scholar Success Program (graduation classes of 2017, 2018, and 2019) who have registered for a ScholarTrack account.

SCHOLAR SUCCESS PROGRAM COMPLETION: Defined as the percentage of high school Scholars who are required to participate in the Scholar Success Program who have completed all required Scholar Success Program activities during their respective cohort year.

ACADEMIC PERFORMANCE: Defined as the percentage of senior Scholars (class of 2015) who achieved a minimum GPA of 2.5 or higher

FAFSA COMPLETION: Defined as the percentage of high school senior Scholars (class of 2015) who filed the Free Application for Federal Student Aid (FAFSA) by the state deadline of March 10, 2015

Scholars.IN.gov



A program of the Indiana Commission for Higher Education

2014-2015 SCHOLAR OUTREACH SCORECARD

SEYMOUR COMMUNITY SCHOOLS

	Local Scholars	All Scholars
Student Enrollment Eligible students enrolled in the Scholars program by June 30th of their 8th grade year	N/A	41%
ScholarTrack Registration Scholars who have a ScholarTrack account that records their completion of Scholar Success Program requirements	45%	49%
Scholar Success Program Completion Scholars completing all required Scholar Success Program activities for their grade level	32%	26%
Academic Performance Scholar earning at least the minimum cumulative 2.5 GPA required to earn the 21st Century Scholarship	72%	62%
FAFSA Completion Scholars filing the Free Application for Federal Student Aid (FAFSA) by March 10th of their high school senior year	67%	74%

N/A indicates that a value could not be calculated due to inapplicability of data, or because the denominator was zero.

STUDENT ENROLLMENT: Defined as the percentage of eligible 8th grade students who are enrolled in the Scholars program as a percentage of the total of 8th grade Free and Reduced Lunch Program population for the 2014-2015 academic year. Field may be listed as 'N/A' due to unavailability of Free and Reduced Lunch data. Similarly, enrollment may exceed 100% for schools in which the Scholar population exceeds that eighth grade free and reduced lunch population.

SCHOLARTRACK REGISTRATION: Defined as the percentage of high school Scholars who are required to participate in the Scholar Success Program (graduation classes of 2017, 2018, and 2019) who have registered for a ScholarTrack account.

SCHOLAR SUCCESS PROGRAM COMPLETION: Defined as the percentage of high school Scholars who are required to participate in the Scholar Success Program who have completed all required Scholar Success Program activities during their respective cohort year.

ACADEMIC PERFORMANCE: Defined as the percentage of senior Scholars (class of 2015) who achieved a minimum GPA of 2.5 or higher

FAFSA COMPLETION: Defined as the percentage of high school senior Scholars (class of 2015) who filed the Free Application for Federal Student Aid (FAFSA) by the state deadline of March 10, 2015

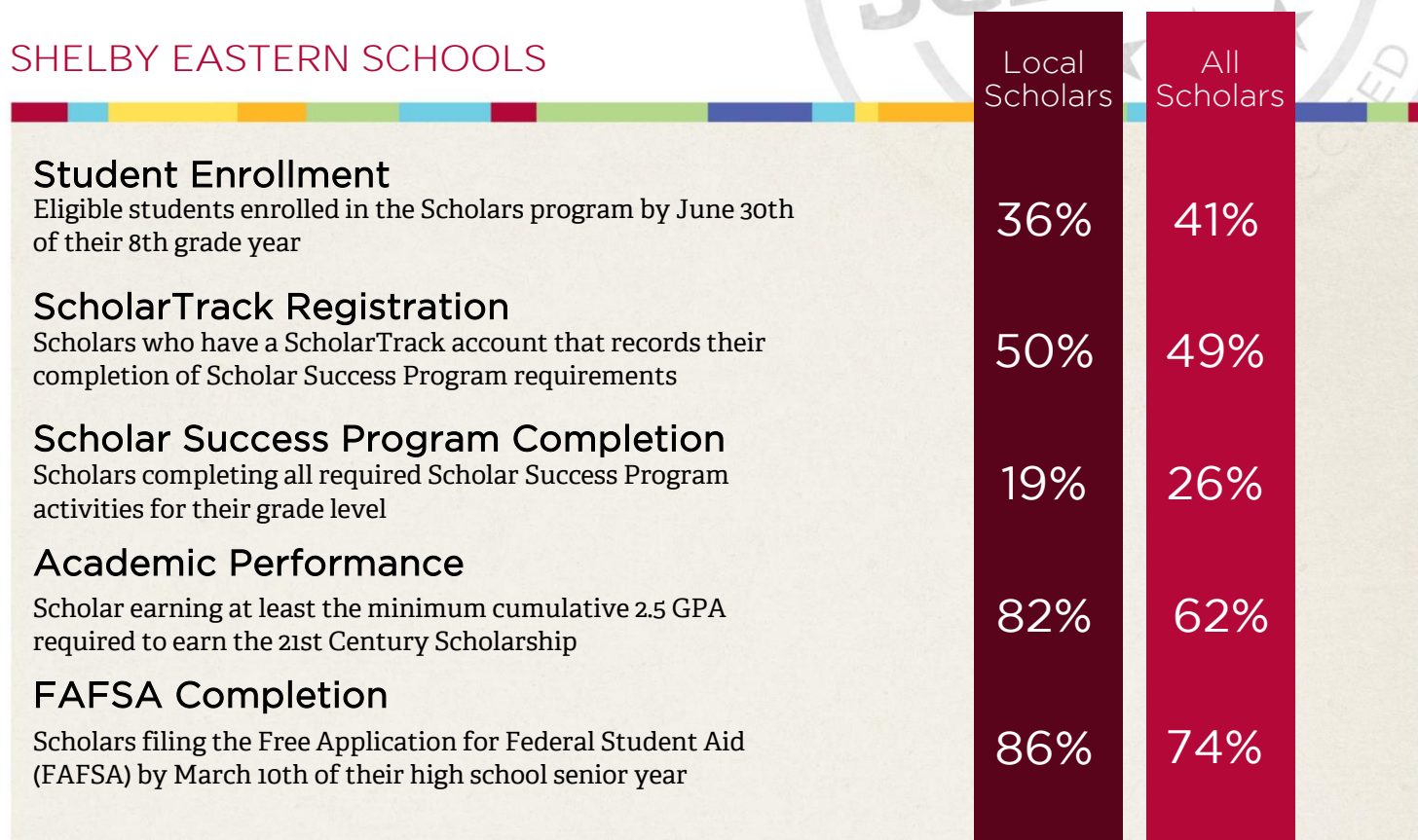
Scholars.IN.gov



A program of the Indiana Commission for Higher Education

2014-2015 SCHOLAR OUTREACH SCORECARD

SHELBY EASTERN SCHOOLS



N/A indicates that a value could not be calculated due to inapplicability of data, or because the denominator was zero.

STUDENT ENROLLMENT: Defined as the percentage of eligible 8th grade students who are enrolled in the Scholars program as a percentage of the total of 8th grade Free and Reduced Lunch Program population for the 2014-2015 academic year. Field may be listed as 'N/A' due to unavailability of Free and Reduced Lunch data. Similarly, enrollment may exceed 100% for schools in which the Scholar population exceeds that eighth grade free and reduced lunch population.

SCHOLARTRACK REGISTRATION: Defined as the percentage of high school Scholars who are required to participate in the Scholar Success Program (graduation classes of 2017, 2018, and 2019) who have registered for a ScholarTrack account.

SCHOLAR SUCCESS PROGRAM COMPLETION: Defined as the percentage of high school Scholars who are required to participate in the Scholar Success Program who have completed all required Scholar Success Program activities during their respective cohort year.

ACADEMIC PERFORMANCE: Defined as the percentage of senior Scholars (class of 2015) who achieved a minimum GPA of 2.5 or higher

FAFSA COMPLETION: Defined as the percentage of high school senior Scholars (class of 2015) who filed the Free Application for Federal Student Aid (FAFSA) by the state deadline of March 10, 2015

Scholars.IN.gov



2014-2015 SCHOLAR OUTREACH SCORECARD

SHELBYVILLE CENTRAL SCHOOLS

	Local Scholars	All Scholars
Student Enrollment Eligible students enrolled in the Scholars program by June 30th of their 8th grade year	N/A	41%
ScholarTrack Registration Scholars who have a ScholarTrack account that records their completion of Scholar Success Program requirements	55%	49%
Scholar Success Program Completion Scholars completing all required Scholar Success Program activities for their grade level	19%	26%
Academic Performance Scholar earning at least the minimum cumulative 2.5 GPA required to earn the 21st Century Scholarship	62%	62%
FAFSA Completion Scholars filing the Free Application for Federal Student Aid (FAFSA) by March 10th of their high school senior year	71%	74%

N/A indicates that a value could not be calculated due to inapplicability of data, or because the denominator was zero.

STUDENT ENROLLMENT: Defined as the percentage of eligible 8th grade students who are enrolled in the Scholars program as a percentage of the total of 8th grade Free and Reduced Lunch Program population for the 2014-2015 academic year. Field may be listed as 'N/A' due to unavailability of Free and Reduced Lunch data. Similarly, enrollment may exceed 100% for schools in which the Scholar population exceeds that eighth grade free and reduced lunch population.

SCHOLARTRACK REGISTRATION: Defined as the percentage of high school Scholars who are required to participate in the Scholar Success Program (graduation classes of 2017, 2018, and 2019) who have registered for a ScholarTrack account.

SCHOLAR SUCCESS PROGRAM COMPLETION: Defined as the percentage of high school Scholars who are required to participate in the Scholar Success Program who have completed all required Scholar Success Program activities during their respective cohort year.

ACADEMIC PERFORMANCE: Defined as the percentage of senior Scholars (class of 2015) who achieved a minimum GPA of 2.5 or higher

FAFSA COMPLETION: Defined as the percentage of high school senior Scholars (class of 2015) who filed the Free Application for Federal Student Aid (FAFSA) by the state deadline of March 10, 2015

Scholars.IN.gov



A program of the Indiana Commission for Higher Education

2014-2015 SCHOLAR OUTREACH SCORECARD

SHENANDOAH SCHOOL CORPORATION

	Local Scholars	All Scholars
Student Enrollment Eligible students enrolled in the Scholars program by June 30th of their 8th grade year	N/A	41%
ScholarTrack Registration Scholars who have a ScholarTrack account that records their completion of Scholar Success Program requirements	57%	49%
Scholar Success Program Completion Scholars completing all required Scholar Success Program activities for their grade level	22%	26%
Academic Performance Scholar earning at least the minimum cumulative 2.5 GPA required to earn the 21st Century Scholarship	78%	62%
FAFSA Completion Scholars filing the Free Application for Federal Student Aid (FAFSA) by March 10th of their high school senior year	89%	74%

N/A indicates that a value could not be calculated due to inapplicability of data, or because the denominator was zero.

STUDENT ENROLLMENT: Defined as the percentage of eligible 8th grade students who are enrolled in the Scholars program as a percentage of the total of 8th grade Free and Reduced Lunch Program population for the 2014-2015 academic year. Field may be listed as 'N/A' due to unavailability of Free and Reduced Lunch data. Similarly, enrollment may exceed 100% for schools in which the Scholar population exceeds that eighth grade free and reduced lunch population.

SCHOLARTRACK REGISTRATION: Defined as the percentage of high school Scholars who are required to participate in the Scholar Success Program (graduation classes of 2017, 2018, and 2019) who have registered for a ScholarTrack account.

SCHOLAR SUCCESS PROGRAM COMPLETION: Defined as the percentage of high school Scholars who are required to participate in the Scholar Success Program who have completed all required Scholar Success Program activities during their respective cohort year.

ACADEMIC PERFORMANCE: Defined as the percentage of senior Scholars (class of 2015) who achieved a minimum GPA of 2.5 or higher

FAFSA COMPLETION: Defined as the percentage of high school senior Scholars (class of 2015) who filed the Free Application for Federal Student Aid (FAFSA) by the state deadline of March 10, 2015

Scholars.IN.gov



A program of the Indiana Commission for Higher Education

2014-2015 SCHOLAR OUTREACH SCORECARD

SHERIDAN COMMUNITY SCHOOLS

	Local Scholars	All Scholars
Student Enrollment Eligible students enrolled in the Scholars program by June 30th of their 8th grade year	N/A	41%
ScholarTrack Registration Scholars who have a ScholarTrack account that records their completion of Scholar Success Program requirements	94%	49%
Scholar Success Program Completion Scholars completing all required Scholar Success Program activities for their grade level	27%	26%
Academic Performance Scholar earning at least the minimum cumulative 2.5 GPA required to earn the 21st Century Scholarship	64%	62%
FAFSA Completion Scholars filing the Free Application for Federal Student Aid (FAFSA) by March 10th of their high school senior year	84%	74%

N/A indicates that a value could not be calculated due to inapplicability of data, or because the denominator was zero.

STUDENT ENROLLMENT: Defined as the percentage of eligible 8th grade students who are enrolled in the Scholars program as a percentage of the total of 8th grade Free and Reduced Lunch Program population for the 2014-2015 academic year. Field may be listed as 'N/A' due to unavailability of Free and Reduced Lunch data. Similarly, enrollment may exceed 100% for schools in which the Scholar population exceeds that eighth grade free and reduced lunch population.

SCHOLARTRACK REGISTRATION: Defined as the percentage of high school Scholars who are required to participate in the Scholar Success Program (graduation classes of 2017, 2018, and 2019) who have registered for a ScholarTrack account.

SCHOLAR SUCCESS PROGRAM COMPLETION: Defined as the percentage of high school Scholars who are required to participate in the Scholar Success Program who have completed all required Scholar Success Program activities during their respective cohort year.

ACADEMIC PERFORMANCE: Defined as the percentage of senior Scholars (class of 2015) who achieved a minimum GPA of 2.5 or higher

FAFSA COMPLETION: Defined as the percentage of high school senior Scholars (class of 2015) who filed the Free Application for Federal Student Aid (FAFSA) by the state deadline of March 10, 2015

Scholars.IN.gov



A program of the Indiana Commission for Higher Education

2014-2015 SCHOLAR OUTREACH SCORECARD

SHOALS COMMUNITY SCHOOL CORP

	Local Scholars	All Scholars
Student Enrollment Eligible students enrolled in the Scholars program by June 30th of their 8th grade year	15%	41%
ScholarTrack Registration Scholars who have a ScholarTrack account that records their completion of Scholar Success Program requirements	60%	49%
Scholar Success Program Completion Scholars completing all required Scholar Success Program activities for their grade level	20%	26%
Academic Performance Scholar earning at least the minimum cumulative 2.5 GPA required to earn the 21st Century Scholarship	73%	62%
FAFSA Completion Scholars filing the Free Application for Federal Student Aid (FAFSA) by March 10th of their high school senior year	80%	74%

N/A indicates that a value could not be calculated due to inapplicability of data, or because the denominator was zero.

STUDENT ENROLLMENT: Defined as the percentage of eligible 8th grade students who are enrolled in the Scholars program as a percentage of the total of 8th grade Free and Reduced Lunch Program population for the 2014-2015 academic year. Field may be listed as 'N/A' due to unavailability of Free and Reduced Lunch data. Similarly, enrollment may exceed 100% for schools in which the Scholar population exceeds that eighth grade free and reduced lunch population.

SCHOLARTRACK REGISTRATION: Defined as the percentage of high school Scholars who are required to participate in the Scholar Success Program (graduation classes of 2017, 2018, and 2019) who have registered for a ScholarTrack account.

SCHOLAR SUCCESS PROGRAM COMPLETION: Defined as the percentage of high school Scholars who are required to participate in the Scholar Success Program who have completed all required Scholar Success Program activities during their respective cohort year.

ACADEMIC PERFORMANCE: Defined as the percentage of senior Scholars (class of 2015) who achieved a minimum GPA of 2.5 or higher

FAFSA COMPLETION: Defined as the percentage of high school senior Scholars (class of 2015) who filed the Free Application for Federal Student Aid (FAFSA) by the state deadline of March 10, 2015

Scholars.IN.gov



A program of the Indiana Commission for Higher Education

2014-2015 SCHOLAR OUTREACH SCORECARD

SIGNATURE SCHOOL INC

	Local Scholars	All Scholars
Student Enrollment Eligible students enrolled in the Scholars program by June 30th of their 8th grade year	N/A	41%
ScholarTrack Registration Scholars who have a ScholarTrack account that records their completion of Scholar Success Program requirements	70%	49%
Scholar Success Program Completion Scholars completing all required Scholar Success Program activities for their grade level	30%	26%
Academic Performance Scholar earning at least the minimum cumulative 2.5 GPA required to earn the 21st Century Scholarship	100%	62%
FAFSA Completion Scholars filing the Free Application for Federal Student Aid (FAFSA) by March 10th of their high school senior year	100%	74%

N/A indicates that a value could not be calculated due to inapplicability of data, or because the denominator was zero.

STUDENT ENROLLMENT: Defined as the percentage of eligible 8th grade students who are enrolled in the Scholars program as a percentage of the total of 8th grade Free and Reduced Lunch Program population for the 2014-2015 academic year. Field may be listed as 'N/A' due to unavailability of Free and Reduced Lunch data. Similarly, enrollment may exceed 100% for schools in which the Scholar population exceeds that eighth grade free and reduced lunch population.

SCHOLARTRACK REGISTRATION: Defined as the percentage of high school Scholars who are required to participate in the Scholar Success Program (graduation classes of 2017, 2018, and 2019) who have registered for a ScholarTrack account.

SCHOLAR SUCCESS PROGRAM COMPLETION: Defined as the percentage of high school Scholars who are required to participate in the Scholar Success Program who have completed all required Scholar Success Program activities during their respective cohort year.

ACADEMIC PERFORMANCE: Defined as the percentage of senior Scholars (class of 2015) who achieved a minimum GPA of 2.5 or higher

FAFSA COMPLETION: Defined as the percentage of high school senior Scholars (class of 2015) who filed the Free Application for Federal Student Aid (FAFSA) by the state deadline of March 10, 2015

Scholars.IN.gov



A program of the Indiana Commission for Higher Education

2014-2015 SCHOLAR OUTREACH SCORECARD

SMITH-GREEN COMMUNITY SCHOOLS

	Local Scholars	All Scholars
Student Enrollment Eligible students enrolled in the Scholars program by June 30th of their 8th grade year	N/A	41%
ScholarTrack Registration Scholars who have a ScholarTrack account that records their completion of Scholar Success Program requirements	26%	49%
Scholar Success Program Completion Scholars completing all required Scholar Success Program activities for their grade level	11%	26%
Academic Performance Scholar earning at least the minimum cumulative 2.5 GPA required to earn the 21st Century Scholarship	86%	62%
FAFSA Completion Scholars filing the Free Application for Federal Student Aid (FAFSA) by March 10th of their high school senior year	93%	74%

N/A indicates that a value could not be calculated due to inapplicability of data, or because the denominator was zero.

STUDENT ENROLLMENT: Defined as the percentage of eligible 8th grade students who are enrolled in the Scholars program as a percentage of the total of 8th grade Free and Reduced Lunch Program population for the 2014-2015 academic year. Field may be listed as 'N/A' due to unavailability of Free and Reduced Lunch data. Similarly, enrollment may exceed 100% for schools in which the Scholar population exceeds that eighth grade free and reduced lunch population.

SCHOLARTRACK REGISTRATION: Defined as the percentage of high school Scholars who are required to participate in the Scholar Success Program (graduation classes of 2017, 2018, and 2019) who have registered for a ScholarTrack account.

SCHOLAR SUCCESS PROGRAM COMPLETION: Defined as the percentage of high school Scholars who are required to participate in the Scholar Success Program who have completed all required Scholar Success Program activities during their respective cohort year.

ACADEMIC PERFORMANCE: Defined as the percentage of senior Scholars (class of 2015) who achieved a minimum GPA of 2.5 or higher

FAFSA COMPLETION: Defined as the percentage of high school senior Scholars (class of 2015) who filed the Free Application for Federal Student Aid (FAFSA) by the state deadline of March 10, 2015

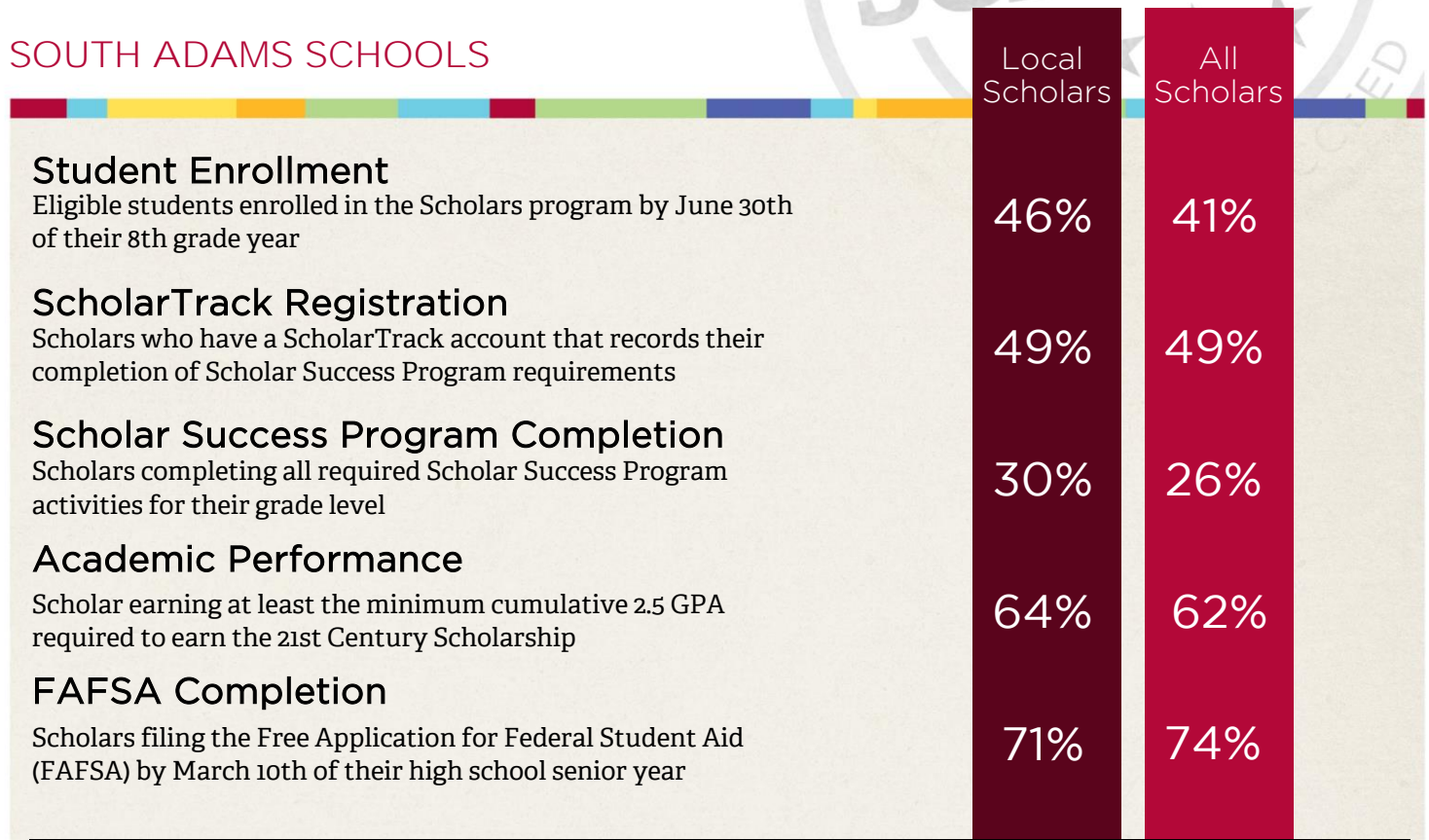
Scholars.IN.gov



A program of the Indiana Commission for Higher Education

2014-2015 SCHOLAR OUTREACH SCORECARD

SOUTH ADAMS SCHOOLS



N/A indicates that a value could not be calculated due to inapplicability of data, or because the denominator was zero.

STUDENT ENROLLMENT: Defined as the percentage of eligible 8th grade students who are enrolled in the Scholars program as a percentage of the total of 8th grade Free and Reduced Lunch Program population for the 2014-2015 academic year. Field may be listed as 'N/A' due to unavailability of Free and Reduced Lunch data. Similarly, enrollment may exceed 100% for schools in which the Scholar population exceeds that eighth grade free and reduced lunch population.

SCHOLARTRACK REGISTRATION: Defined as the percentage of high school Scholars who are required to participate in the Scholar Success Program (graduation classes of 2017, 2018, and 2019) who have registered for a ScholarTrack account.

SCHOLAR SUCCESS PROGRAM COMPLETION: Defined as the percentage of high school Scholars who are required to participate in the Scholar Success Program who have completed all required Scholar Success Program activities during their respective cohort year.

ACADEMIC PERFORMANCE: Defined as the percentage of senior Scholars (class of 2015) who achieved a minimum GPA of 2.5 or higher

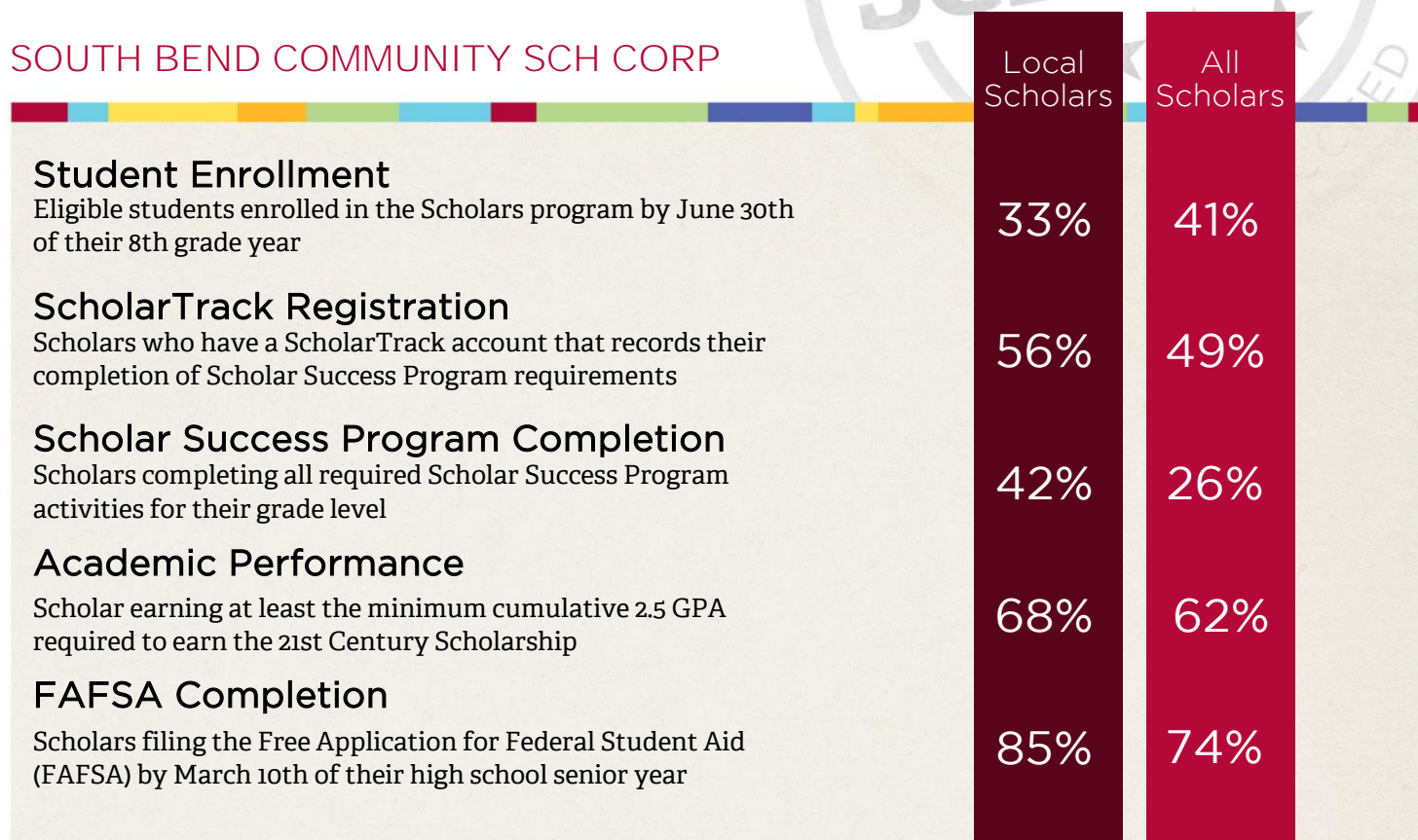
FAFSA COMPLETION: Defined as the percentage of high school senior Scholars (class of 2015) who filed the Free Application for Federal Student Aid (FAFSA) by the state deadline of March 10, 2015

Scholars.IN.gov



2014-2015 SCHOLAR OUTREACH SCORECARD

SOUTH BEND COMMUNITY SCH CORP



N/A indicates that a value could not be calculated due to inapplicability of data, or because the denominator was zero.

STUDENT ENROLLMENT: Defined as the percentage of eligible 8th grade students who are enrolled in the Scholars program as a percentage of the total of 8th grade Free and Reduced Lunch Program population for the 2014-2015 academic year. Field may be listed as 'N/A' due to unavailability of Free and Reduced Lunch data. Similarly, enrollment may exceed 100% for schools in which the Scholar population exceeds that eighth grade free and reduced lunch population.

SCHOLARTRACK REGISTRATION: Defined as the percentage of high school Scholars who are required to participate in the Scholar Success Program (graduation classes of 2017, 2018, and 2019) who have registered for a ScholarTrack account.

SCHOLAR SUCCESS PROGRAM COMPLETION: Defined as the percentage of high school Scholars who are required to participate in the Scholar Success Program who have completed all required Scholar Success Program activities during their respective cohort year.

ACADEMIC PERFORMANCE: Defined as the percentage of senior Scholars (class of 2015) who achieved a minimum GPA of 2.5 or higher

FAFSA COMPLETION: Defined as the percentage of high school senior Scholars (class of 2015) who filed the Free Application for Federal Student Aid (FAFSA) by the state deadline of March 10, 2015

Scholars.IN.gov



2014-2015 SCHOLAR OUTREACH SCORECARD

SOUTH CENTRAL COM SCHOOL CORP

	Local Scholars	All Scholars
Student Enrollment Eligible students enrolled in the Scholars program by June 30th of their 8th grade year	61%	41%
ScholarTrack Registration Scholars who have a ScholarTrack account that records their completion of Scholar Success Program requirements	39%	49%
Scholar Success Program Completion Scholars completing all required Scholar Success Program activities for their grade level	28%	26%
Academic Performance Scholar earning at least the minimum cumulative 2.5 GPA required to earn the 21st Century Scholarship	75%	62%
FAFSA Completion Scholars filing the Free Application for Federal Student Aid (FAFSA) by March 10th of their high school senior year	75%	74%

N/A indicates that a value could not be calculated due to inapplicability of data, or because the denominator was zero.

STUDENT ENROLLMENT: Defined as the percentage of eligible 8th grade students who are enrolled in the Scholars program as a percentage of the total of 8th grade Free and Reduced Lunch Program population for the 2014-2015 academic year. Field may be listed as 'N/A' due to unavailability of Free and Reduced Lunch data. Similarly, enrollment may exceed 100% for schools in which the Scholar population exceeds that eighth grade free and reduced lunch population.

SCHOLARTRACK REGISTRATION: Defined as the percentage of high school Scholars who are required to participate in the Scholar Success Program (graduation classes of 2017, 2018, and 2019) who have registered for a ScholarTrack account.

SCHOLAR SUCCESS PROGRAM COMPLETION: Defined as the percentage of high school Scholars who are required to participate in the Scholar Success Program who have completed all required Scholar Success Program activities during their respective cohort year.

ACADEMIC PERFORMANCE: Defined as the percentage of senior Scholars (class of 2015) who achieved a minimum GPA of 2.5 or higher

FAFSA COMPLETION: Defined as the percentage of high school senior Scholars (class of 2015) who filed the Free Application for Federal Student Aid (FAFSA) by the state deadline of March 10, 2015

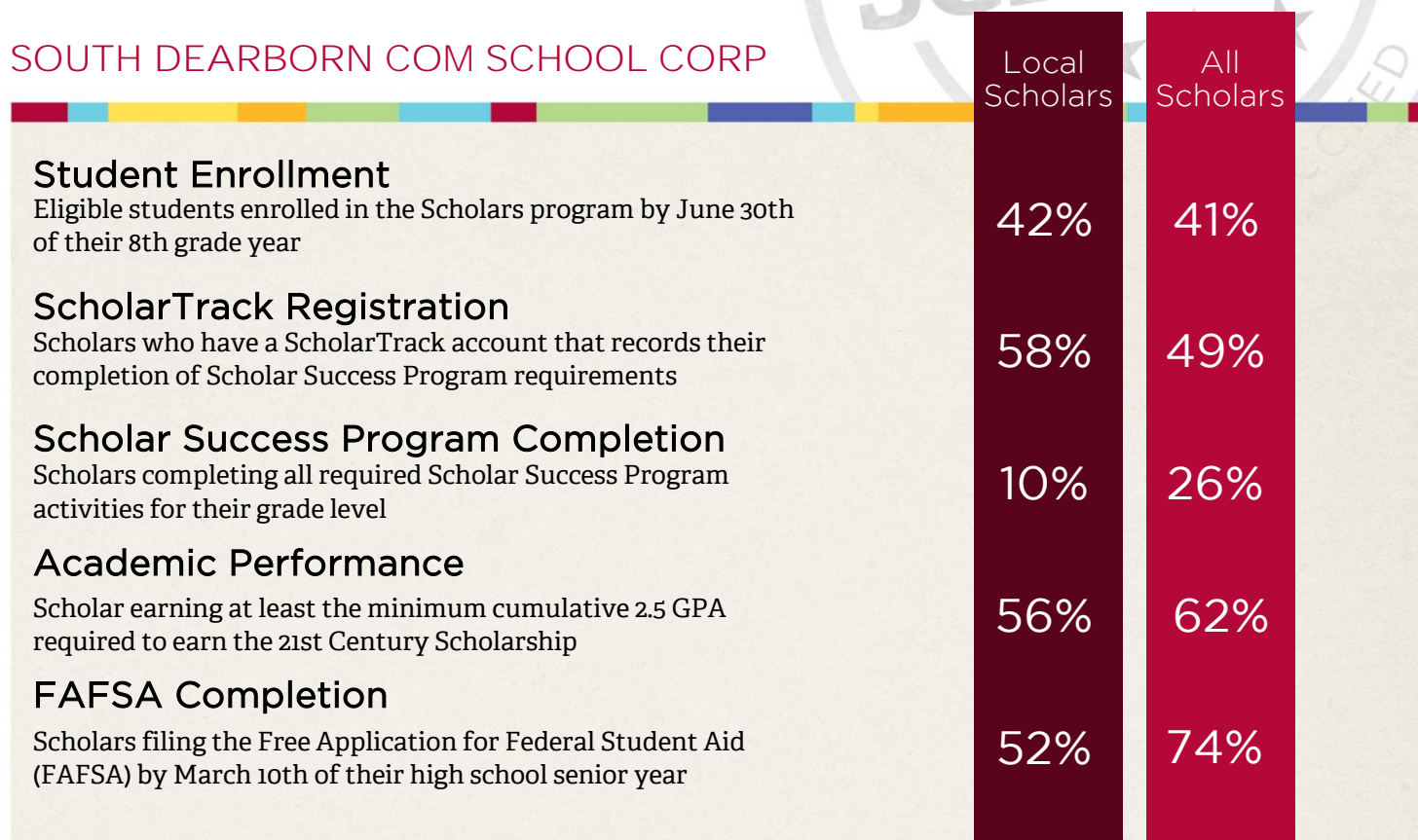
Scholars.IN.gov



A program of the Indiana Commission for Higher Education

2014-2015 SCHOLAR OUTREACH SCORECARD

SOUTH DEARBORN COM SCHOOL CORP



N/A indicates that a value could not be calculated due to inapplicability of data, or because the denominator was zero.

STUDENT ENROLLMENT: Defined as the percentage of eligible 8th grade students who are enrolled in the Scholars program as a percentage of the total of 8th grade Free and Reduced Lunch Program population for the 2014-2015 academic year. Field may be listed as 'N/A' due to unavailability of Free and Reduced Lunch data. Similarly, enrollment may exceed 100% for schools in which the Scholar population exceeds that eighth grade free and reduced lunch population.

SCHOLARTRACK REGISTRATION: Defined as the percentage of high school Scholars who are required to participate in the Scholar Success Program (graduation classes of 2017, 2018, and 2019) who have registered for a ScholarTrack account.

SCHOLAR SUCCESS PROGRAM COMPLETION: Defined as the percentage of high school Scholars who are required to participate in the Scholar Success Program who have completed all required Scholar Success Program activities during their respective cohort year.

ACADEMIC PERFORMANCE: Defined as the percentage of senior Scholars (class of 2015) who achieved a minimum GPA of 2.5 or higher

FAFSA COMPLETION: Defined as the percentage of high school senior Scholars (class of 2015) who filed the Free Application for Federal Student Aid (FAFSA) by the state deadline of March 10, 2015

Scholars.IN.gov



A program of the Indiana Commission for Higher Education

2014-2015 SCHOLAR OUTREACH SCORECARD

SOUTH GIBSON SCHOOL CORP

	Local Scholars	All Scholars
Student Enrollment Eligible students enrolled in the Scholars program by June 30th of their 8th grade year	23%	41%
ScholarTrack Registration Scholars who have a ScholarTrack account that records their completion of Scholar Success Program requirements	85%	49%
Scholar Success Program Completion Scholars completing all required Scholar Success Program activities for their grade level	70%	26%
Academic Performance Scholar earning at least the minimum cumulative 2.5 GPA required to earn the 21st Century Scholarship	79%	62%
FAFSA Completion Scholars filing the Free Application for Federal Student Aid (FAFSA) by March 10th of their high school senior year	88%	74%

N/A indicates that a value could not be calculated due to inapplicability of data, or because the denominator was zero.

STUDENT ENROLLMENT: Defined as the percentage of eligible 8th grade students who are enrolled in the Scholars program as a percentage of the total of 8th grade Free and Reduced Lunch Program population for the 2014-2015 academic year. Field may be listed as 'N/A' due to unavailability of Free and Reduced Lunch data. Similarly, enrollment may exceed 100% for schools in which the Scholar population exceeds that eighth grade free and reduced lunch population.

SCHOLARTRACK REGISTRATION: Defined as the percentage of high school Scholars who are required to participate in the Scholar Success Program (graduation classes of 2017, 2018, and 2019) who have registered for a ScholarTrack account.

SCHOLAR SUCCESS PROGRAM COMPLETION: Defined as the percentage of high school Scholars who are required to participate in the Scholar Success Program who have completed all required Scholar Success Program activities during their respective cohort year.

ACADEMIC PERFORMANCE: Defined as the percentage of senior Scholars (class of 2015) who achieved a minimum GPA of 2.5 or higher

FAFSA COMPLETION: Defined as the percentage of high school senior Scholars (class of 2015) who filed the Free Application for Federal Student Aid (FAFSA) by the state deadline of March 10, 2015

Scholars.IN.gov



A program of the Indiana Commission for Higher Education

2014-2015 SCHOLAR OUTREACH SCORECARD

SOUTH HARRISON COM SCHOOLS

	Local Scholars	All Scholars
Student Enrollment Eligible students enrolled in the Scholars program by June 30th of their 8th grade year	N/A	41%
ScholarTrack Registration Scholars who have a ScholarTrack account that records their completion of Scholar Success Program requirements	35%	49%
Scholar Success Program Completion Scholars completing all required Scholar Success Program activities for their grade level	23%	26%
Academic Performance Scholar earning at least the minimum cumulative 2.5 GPA required to earn the 21st Century Scholarship	63%	62%
FAFSA Completion Scholars filing the Free Application for Federal Student Aid (FAFSA) by March 10th of their high school senior year	75%	74%

N/A indicates that a value could not be calculated due to inapplicability of data, or because the denominator was zero.

STUDENT ENROLLMENT: Defined as the percentage of eligible 8th grade students who are enrolled in the Scholars program as a percentage of the total of 8th grade Free and Reduced Lunch Program population for the 2014-2015 academic year. Field may be listed as 'N/A' due to unavailability of Free and Reduced Lunch data. Similarly, enrollment may exceed 100% for schools in which the Scholar population exceeds that eighth grade free and reduced lunch population.

SCHOLARTRACK REGISTRATION: Defined as the percentage of high school Scholars who are required to participate in the Scholar Success Program (graduation classes of 2017, 2018, and 2019) who have registered for a ScholarTrack account.

SCHOLAR SUCCESS PROGRAM COMPLETION: Defined as the percentage of high school Scholars who are required to participate in the Scholar Success Program who have completed all required Scholar Success Program activities during their respective cohort year.

ACADEMIC PERFORMANCE: Defined as the percentage of senior Scholars (class of 2015) who achieved a minimum GPA of 2.5 or higher

FAFSA COMPLETION: Defined as the percentage of high school senior Scholars (class of 2015) who filed the Free Application for Federal Student Aid (FAFSA) by the state deadline of March 10, 2015

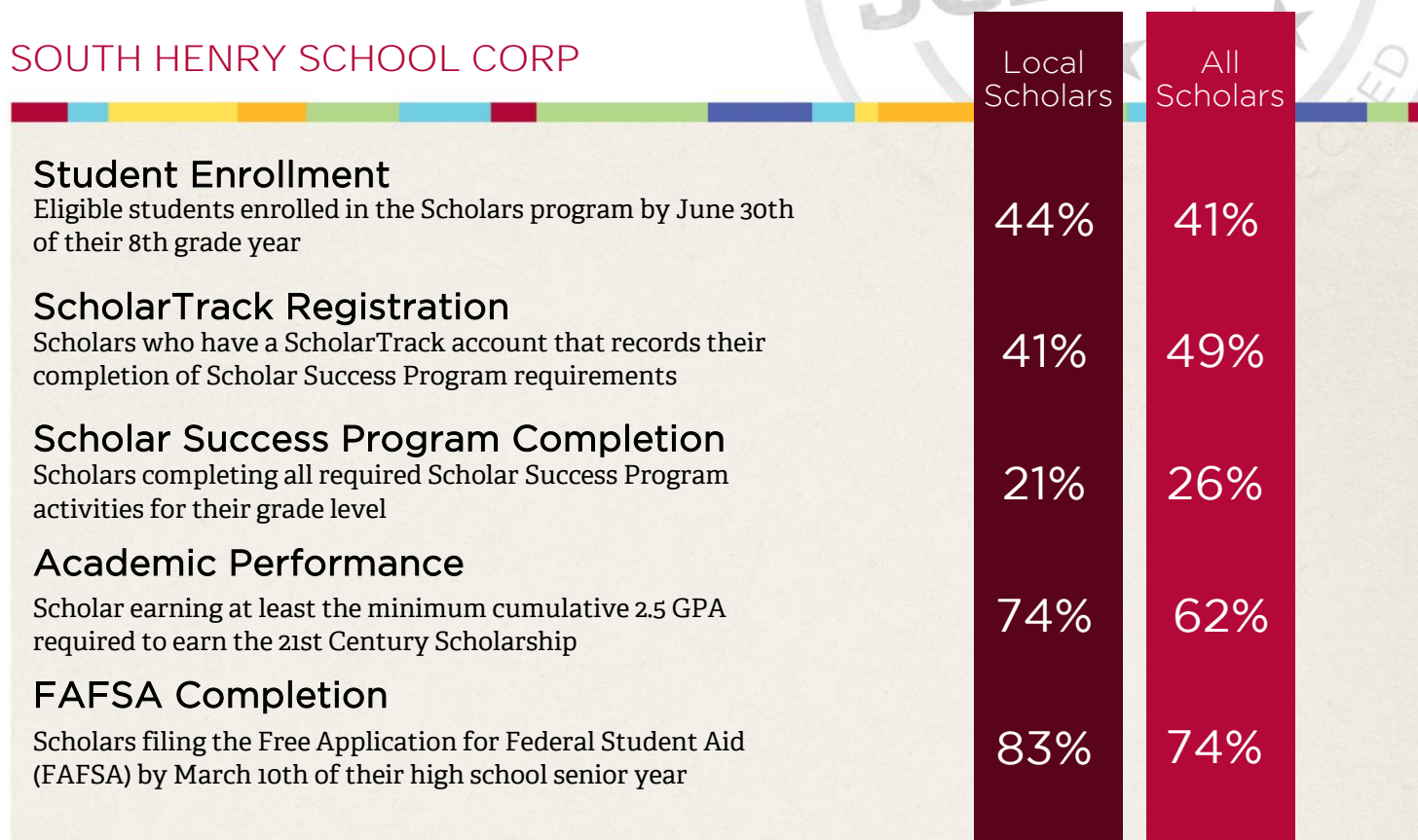
Scholars.IN.gov



A program of the Indiana Commission for Higher Education

2014-2015 SCHOLAR OUTREACH SCORECARD

SOUTH HENRY SCHOOL CORP



N/A indicates that a value could not be calculated due to inapplicability of data, or because the denominator was zero.

STUDENT ENROLLMENT: Defined as the percentage of eligible 8th grade students who are enrolled in the Scholars program as a percentage of the total of 8th grade Free and Reduced Lunch Program population for the 2014-2015 academic year. Field may be listed as 'N/A' due to unavailability of Free and Reduced Lunch data. Similarly, enrollment may exceed 100% for schools in which the Scholar population exceeds that eighth grade free and reduced lunch population.

SCHOLARTRACK REGISTRATION: Defined as the percentage of high school Scholars who are required to participate in the Scholar Success Program (graduation classes of 2017, 2018, and 2019) who have registered for a ScholarTrack account.

SCHOLAR SUCCESS PROGRAM COMPLETION: Defined as the percentage of high school Scholars who are required to participate in the Scholar Success Program who have completed all required Scholar Success Program activities during their respective cohort year.

ACADEMIC PERFORMANCE: Defined as the percentage of senior Scholars (class of 2015) who achieved a minimum GPA of 2.5 or higher

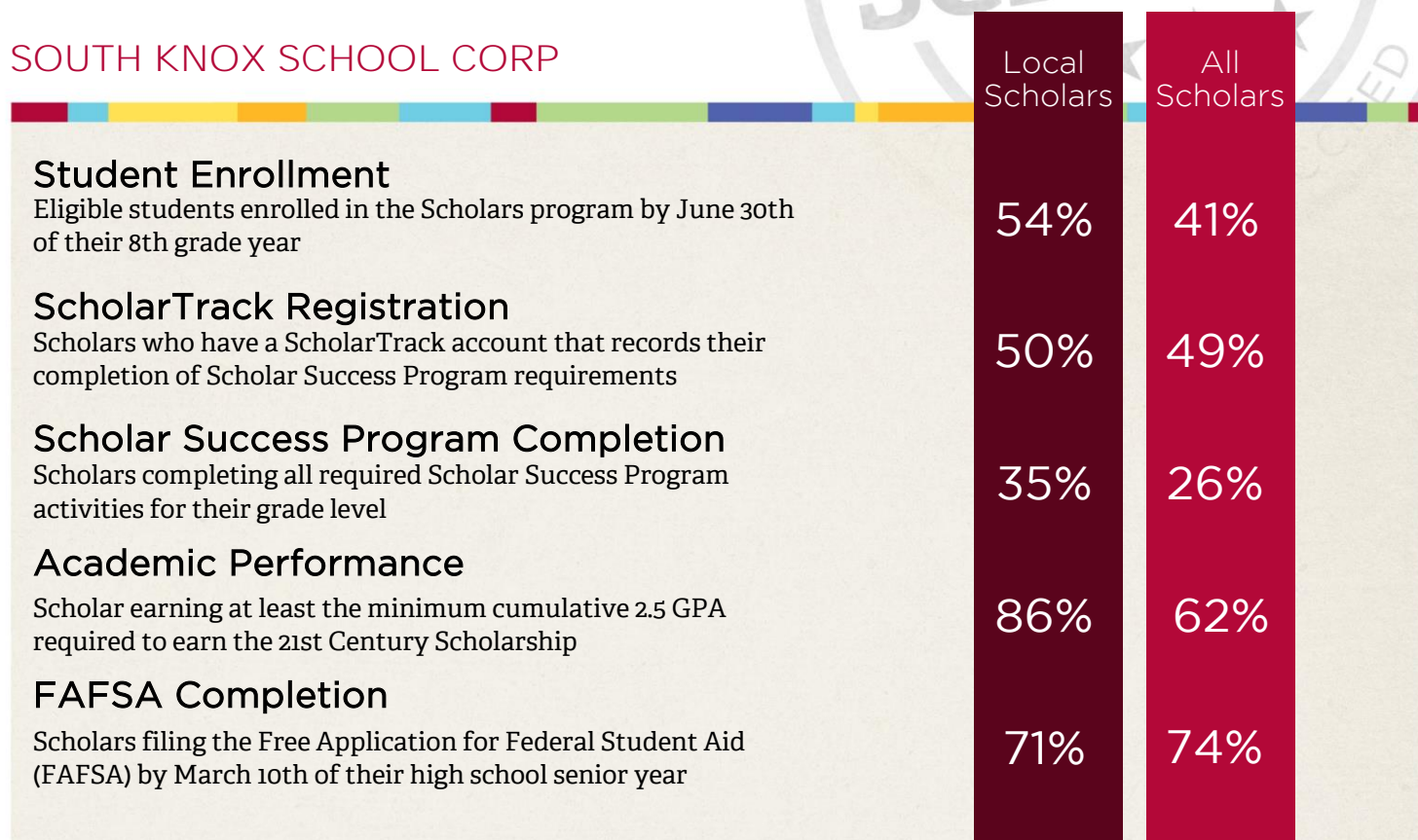
FAFSA COMPLETION: Defined as the percentage of high school senior Scholars (class of 2015) who filed the Free Application for Federal Student Aid (FAFSA) by the state deadline of March 10, 2015

Scholars.IN.gov



2014-2015 SCHOLAR OUTREACH SCORECARD

SOUTH KNOX SCHOOL CORP



N/A indicates that a value could not be calculated due to inapplicability of data, or because the denominator was zero.

STUDENT ENROLLMENT: Defined as the percentage of eligible 8th grade students who are enrolled in the Scholars program as a percentage of the total of 8th grade Free and Reduced Lunch Program population for the 2014-2015 academic year. Field may be listed as 'N/A' due to unavailability of Free and Reduced Lunch data. Similarly, enrollment may exceed 100% for schools in which the Scholar population exceeds that eighth grade free and reduced lunch population.

SCHOLARTRACK REGISTRATION: Defined as the percentage of high school Scholars who are required to participate in the Scholar Success Program (graduation classes of 2017, 2018, and 2019) who have registered for a ScholarTrack account.

SCHOLAR SUCCESS PROGRAM COMPLETION: Defined as the percentage of high school Scholars who are required to participate in the Scholar Success Program who have completed all required Scholar Success Program activities during their respective cohort year.

ACADEMIC PERFORMANCE: Defined as the percentage of senior Scholars (class of 2015) who achieved a minimum GPA of 2.5 or higher

FAFSA COMPLETION: Defined as the percentage of high school senior Scholars (class of 2015) who filed the Free Application for Federal Student Aid (FAFSA) by the state deadline of March 10, 2015

Scholars.IN.gov



A program of the Indiana Commission for Higher Education

2014-2015 SCHOLAR OUTREACH SCORECARD

SOUTH MADISON COM SCH CORP

	Local Scholars	All Scholars
Student Enrollment Eligible students enrolled in the Scholars program by June 30th of their 8th grade year	N/A	41%
ScholarTrack Registration Scholars who have a ScholarTrack account that records their completion of Scholar Success Program requirements	66%	49%
Scholar Success Program Completion Scholars completing all required Scholar Success Program activities for their grade level	17%	26%
Academic Performance Scholar earning at least the minimum cumulative 2.5 GPA required to earn the 21st Century Scholarship	48%	62%
FAFSA Completion Scholars filing the Free Application for Federal Student Aid (FAFSA) by March 10th of their high school senior year	71%	74%

N/A indicates that a value could not be calculated due to inapplicability of data, or because the denominator was zero.

STUDENT ENROLLMENT: Defined as the percentage of eligible 8th grade students who are enrolled in the Scholars program as a percentage of the total of 8th grade Free and Reduced Lunch Program population for the 2014-2015 academic year. Field may be listed as 'N/A' due to unavailability of Free and Reduced Lunch data. Similarly, enrollment may exceed 100% for schools in which the Scholar population exceeds that eighth grade free and reduced lunch population.

SCHOLARTRACK REGISTRATION: Defined as the percentage of high school Scholars who are required to participate in the Scholar Success Program (graduation classes of 2017, 2018, and 2019) who have registered for a ScholarTrack account.

SCHOLAR SUCCESS PROGRAM COMPLETION: Defined as the percentage of high school Scholars who are required to participate in the Scholar Success Program who have completed all required Scholar Success Program activities during their respective cohort year.

ACADEMIC PERFORMANCE: Defined as the percentage of senior Scholars (class of 2015) who achieved a minimum GPA of 2.5 or higher

FAFSA COMPLETION: Defined as the percentage of high school senior Scholars (class of 2015) who filed the Free Application for Federal Student Aid (FAFSA) by the state deadline of March 10, 2015

Scholars.IN.gov



A program of the Indiana Commission for Higher Education

2014-2015 SCHOLAR OUTREACH SCORECARD

SOUTH MONTGOMERY COM SCH CORP

	Local Scholars	All Scholars
Student Enrollment Eligible students enrolled in the Scholars program by June 30th of their 8th grade year	N/A	41%
ScholarTrack Registration Scholars who have a ScholarTrack account that records their completion of Scholar Success Program requirements	71%	49%
Scholar Success Program Completion Scholars completing all required Scholar Success Program activities for their grade level	39%	26%
Academic Performance Scholar earning at least the minimum cumulative 2.5 GPA required to earn the 21st Century Scholarship	76%	62%
FAFSA Completion Scholars filing the Free Application for Federal Student Aid (FAFSA) by March 10th of their high school senior year	72%	74%

N/A indicates that a value could not be calculated due to inapplicability of data, or because the denominator was zero.

STUDENT ENROLLMENT: Defined as the percentage of eligible 8th grade students who are enrolled in the Scholars program as a percentage of the total of 8th grade Free and Reduced Lunch Program population for the 2014-2015 academic year. Field may be listed as 'N/A' due to unavailability of Free and Reduced Lunch data. Similarly, enrollment may exceed 100% for schools in which the Scholar population exceeds that eighth grade free and reduced lunch population.

SCHOLARTRACK REGISTRATION: Defined as the percentage of high school Scholars who are required to participate in the Scholar Success Program (graduation classes of 2017, 2018, and 2019) who have registered for a ScholarTrack account.

SCHOLAR SUCCESS PROGRAM COMPLETION: Defined as the percentage of high school Scholars who are required to participate in the Scholar Success Program who have completed all required Scholar Success Program activities during their respective cohort year.

ACADEMIC PERFORMANCE: Defined as the percentage of senior Scholars (class of 2015) who achieved a minimum GPA of 2.5 or higher

FAFSA COMPLETION: Defined as the percentage of high school senior Scholars (class of 2015) who filed the Free Application for Federal Student Aid (FAFSA) by the state deadline of March 10, 2015

Scholars.IN.gov



A program of the Indiana Commission for Higher Education

2014-2015 SCHOLAR OUTREACH SCORECARD

SOUTH NEWTON SCHOOL CORP

	Local Scholars	All Scholars
Student Enrollment Eligible students enrolled in the Scholars program by June 30th of their 8th grade year	N/A	41%
ScholarTrack Registration Scholars who have a ScholarTrack account that records their completion of Scholar Success Program requirements	42%	49%
Scholar Success Program Completion Scholars completing all required Scholar Success Program activities for their grade level	15%	26%
Academic Performance Scholar earning at least the minimum cumulative 2.5 GPA required to earn the 21st Century Scholarship	76%	62%
FAFSA Completion Scholars filing the Free Application for Federal Student Aid (FAFSA) by March 10th of their high school senior year	88%	74%

N/A indicates that a value could not be calculated due to inapplicability of data, or because the denominator was zero.

STUDENT ENROLLMENT: Defined as the percentage of eligible 8th grade students who are enrolled in the Scholars program as a percentage of the total of 8th grade Free and Reduced Lunch Program population for the 2014-2015 academic year. Field may be listed as 'N/A' due to unavailability of Free and Reduced Lunch data. Similarly, enrollment may exceed 100% for schools in which the Scholar population exceeds that eighth grade free and reduced lunch population.

SCHOLARTRACK REGISTRATION: Defined as the percentage of high school Scholars who are required to participate in the Scholar Success Program (graduation classes of 2017, 2018, and 2019) who have registered for a ScholarTrack account.

SCHOLAR SUCCESS PROGRAM COMPLETION: Defined as the percentage of high school Scholars who are required to participate in the Scholar Success Program who have completed all required Scholar Success Program activities during their respective cohort year.

ACADEMIC PERFORMANCE: Defined as the percentage of senior Scholars (class of 2015) who achieved a minimum GPA of 2.5 or higher

FAFSA COMPLETION: Defined as the percentage of high school senior Scholars (class of 2015) who filed the Free Application for Federal Student Aid (FAFSA) by the state deadline of March 10, 2015

Scholars.IN.gov



A program of the Indiana Commission for Higher Education

2014-2015 SCHOLAR OUTREACH SCORECARD

SOUTH PUTNAM COMMUNITY SCHOOLS

	Local Scholars	All Scholars
Student Enrollment Eligible students enrolled in the Scholars program by June 30th of their 8th grade year	N/A	41%
ScholarTrack Registration Scholars who have a ScholarTrack account that records their completion of Scholar Success Program requirements	60%	49%
Scholar Success Program Completion Scholars completing all required Scholar Success Program activities for their grade level	40%	26%
Academic Performance Scholar earning at least the minimum cumulative 2.5 GPA required to earn the 21st Century Scholarship	80%	62%
FAFSA Completion Scholars filing the Free Application for Federal Student Aid (FAFSA) by March 10th of their high school senior year	95%	74%

N/A indicates that a value could not be calculated due to inapplicability of data, or because the denominator was zero.

STUDENT ENROLLMENT: Defined as the percentage of eligible 8th grade students who are enrolled in the Scholars program as a percentage of the total of 8th grade Free and Reduced Lunch Program population for the 2014-2015 academic year. Field may be listed as 'N/A' due to unavailability of Free and Reduced Lunch data. Similarly, enrollment may exceed 100% for schools in which the Scholar population exceeds that eighth grade free and reduced lunch population.

SCHOLARTRACK REGISTRATION: Defined as the percentage of high school Scholars who are required to participate in the Scholar Success Program (graduation classes of 2017, 2018, and 2019) who have registered for a ScholarTrack account.

SCHOLAR SUCCESS PROGRAM COMPLETION: Defined as the percentage of high school Scholars who are required to participate in the Scholar Success Program who have completed all required Scholar Success Program activities during their respective cohort year.

ACADEMIC PERFORMANCE: Defined as the percentage of senior Scholars (class of 2015) who achieved a minimum GPA of 2.5 or higher

FAFSA COMPLETION: Defined as the percentage of high school senior Scholars (class of 2015) who filed the Free Application for Federal Student Aid (FAFSA) by the state deadline of March 10, 2015

Scholars.IN.gov



A program of the Indiana Commission for Higher Education

2014-2015 SCHOLAR OUTREACH SCORECARD

SOUTH RIPLEY COM SCH CORP

	Local Scholars	All Scholars
Student Enrollment Eligible students enrolled in the Scholars program by June 30th of their 8th grade year	41%	41%
ScholarTrack Registration Scholars who have a ScholarTrack account that records their completion of Scholar Success Program requirements	24%	49%
Scholar Success Program Completion Scholars completing all required Scholar Success Program activities for their grade level	11%	26%
Academic Performance Scholar earning at least the minimum cumulative 2.5 GPA required to earn the 21st Century Scholarship	67%	62%
FAFSA Completion Scholars filing the Free Application for Federal Student Aid (FAFSA) by March 10th of their high school senior year	62%	74%

N/A indicates that a value could not be calculated due to inapplicability of data, or because the denominator was zero.

STUDENT ENROLLMENT: Defined as the percentage of eligible 8th grade students who are enrolled in the Scholars program as a percentage of the total of 8th grade Free and Reduced Lunch Program population for the 2014-2015 academic year. Field may be listed as 'N/A' due to unavailability of Free and Reduced Lunch data. Similarly, enrollment may exceed 100% for schools in which the Scholar population exceeds that eighth grade free and reduced lunch population.

SCHOLARTRACK REGISTRATION: Defined as the percentage of high school Scholars who are required to participate in the Scholar Success Program (graduation classes of 2017, 2018, and 2019) who have registered for a ScholarTrack account.

SCHOLAR SUCCESS PROGRAM COMPLETION: Defined as the percentage of high school Scholars who are required to participate in the Scholar Success Program who have completed all required Scholar Success Program activities during their respective cohort year.

ACADEMIC PERFORMANCE: Defined as the percentage of senior Scholars (class of 2015) who achieved a minimum GPA of 2.5 or higher

FAFSA COMPLETION: Defined as the percentage of high school senior Scholars (class of 2015) who filed the Free Application for Federal Student Aid (FAFSA) by the state deadline of March 10, 2015

Scholars.IN.gov



A program of the Indiana Commission for Higher Education

2014-2015 SCHOLAR OUTREACH SCORECARD

SOUTH SPENCER COUNTY SCH CORP

	Local Scholars	All Scholars
Student Enrollment Eligible students enrolled in the Scholars program by June 30th of their 8th grade year	N/A	41%
ScholarTrack Registration Scholars who have a ScholarTrack account that records their completion of Scholar Success Program requirements	27%	49%
Scholar Success Program Completion Scholars completing all required Scholar Success Program activities for their grade level	23%	26%
Academic Performance Scholar earning at least the minimum cumulative 2.5 GPA required to earn the 21st Century Scholarship	61%	62%
FAFSA Completion Scholars filing the Free Application for Federal Student Aid (FAFSA) by March 10th of their high school senior year	70%	74%

N/A indicates that a value could not be calculated due to inapplicability of data, or because the denominator was zero.

STUDENT ENROLLMENT: Defined as the percentage of eligible 8th grade students who are enrolled in the Scholars program as a percentage of the total of 8th grade Free and Reduced Lunch Program population for the 2014-2015 academic year. Field may be listed as 'N/A' due to unavailability of Free and Reduced Lunch data. Similarly, enrollment may exceed 100% for schools in which the Scholar population exceeds that eighth grade free and reduced lunch population.

SCHOLARTRACK REGISTRATION: Defined as the percentage of high school Scholars who are required to participate in the Scholar Success Program (graduation classes of 2017, 2018, and 2019) who have registered for a ScholarTrack account.

SCHOLAR SUCCESS PROGRAM COMPLETION: Defined as the percentage of high school Scholars who are required to participate in the Scholar Success Program who have completed all required Scholar Success Program activities during their respective cohort year.

ACADEMIC PERFORMANCE: Defined as the percentage of senior Scholars (class of 2015) who achieved a minimum GPA of 2.5 or higher

FAFSA COMPLETION: Defined as the percentage of high school senior Scholars (class of 2015) who filed the Free Application for Federal Student Aid (FAFSA) by the state deadline of March 10, 2015

Scholars.IN.gov



A program of the Indiana Commission for Higher Education

2014-2015 SCHOLAR OUTREACH SCORECARD

SOUTH VERMILLION COM SCH CORP

	Local Scholars	All Scholars
Student Enrollment Eligible students enrolled in the Scholars program by June 30th of their 8th grade year	N/A	41%
ScholarTrack Registration Scholars who have a ScholarTrack account that records their completion of Scholar Success Program requirements	61%	49%
Scholar Success Program Completion Scholars completing all required Scholar Success Program activities for their grade level	28%	26%
Academic Performance Scholar earning at least the minimum cumulative 2.5 GPA required to earn the 21st Century Scholarship	79%	62%
FAFSA Completion Scholars filing the Free Application for Federal Student Aid (FAFSA) by March 10th of their high school senior year	86%	74%

N/A indicates that a value could not be calculated due to inapplicability of data, or because the denominator was zero.

STUDENT ENROLLMENT: Defined as the percentage of eligible 8th grade students who are enrolled in the Scholars program as a percentage of the total of 8th grade Free and Reduced Lunch Program population for the 2014-2015 academic year. Field may be listed as 'N/A' due to unavailability of Free and Reduced Lunch data. Similarly, enrollment may exceed 100% for schools in which the Scholar population exceeds that eighth grade free and reduced lunch population.

SCHOLARTRACK REGISTRATION: Defined as the percentage of high school Scholars who are required to participate in the Scholar Success Program (graduation classes of 2017, 2018, and 2019) who have registered for a ScholarTrack account.

SCHOLAR SUCCESS PROGRAM COMPLETION: Defined as the percentage of high school Scholars who are required to participate in the Scholar Success Program who have completed all required Scholar Success Program activities during their respective cohort year.

ACADEMIC PERFORMANCE: Defined as the percentage of senior Scholars (class of 2015) who achieved a minimum GPA of 2.5 or higher

FAFSA COMPLETION: Defined as the percentage of high school senior Scholars (class of 2015) who filed the Free Application for Federal Student Aid (FAFSA) by the state deadline of March 10, 2015

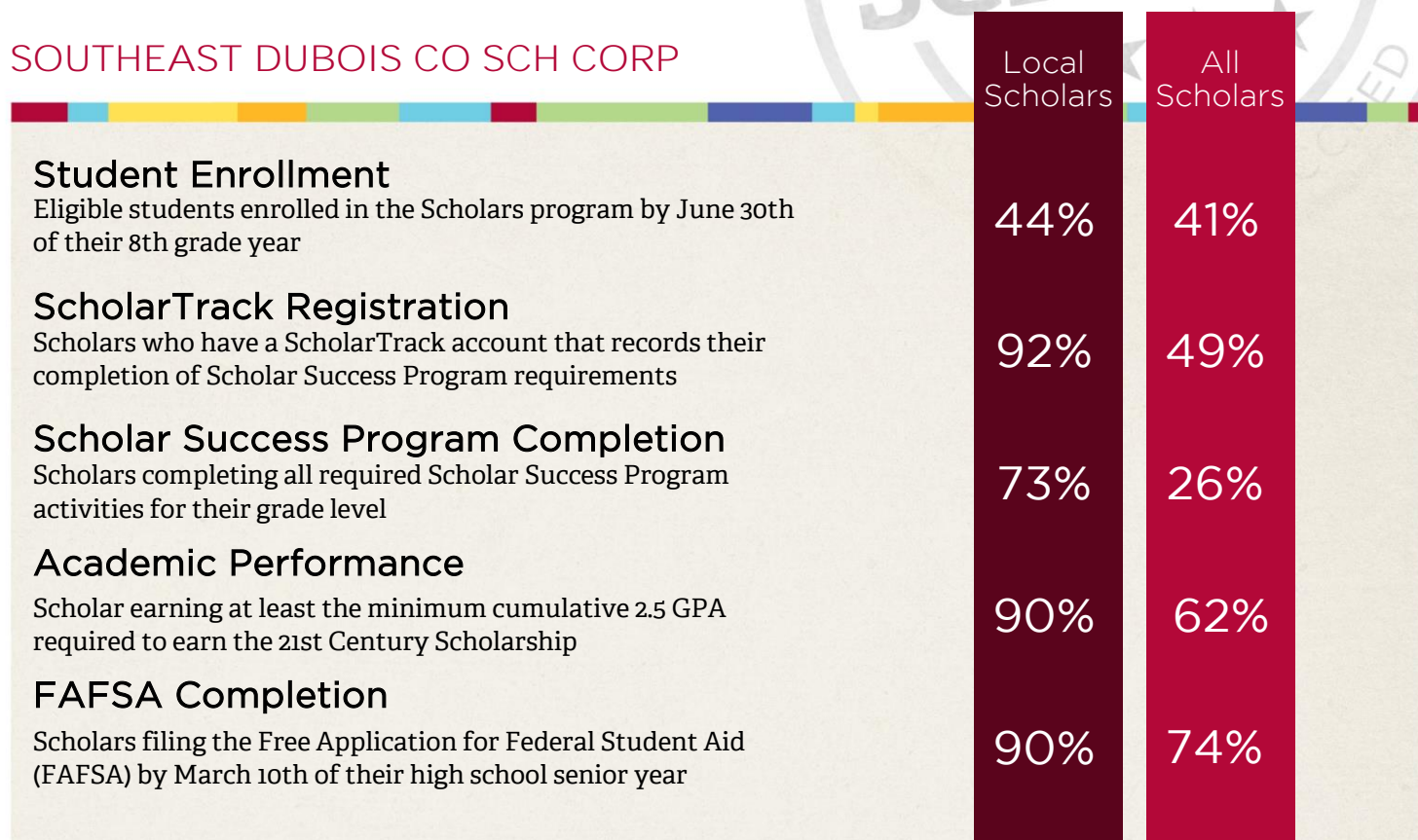
Scholars.IN.gov



A program of the Indiana Commission for Higher Education

2014-2015 SCHOLAR OUTREACH SCORECARD

SOUTHEAST DUBOIS CO SCH CORP



N/A indicates that a value could not be calculated due to inapplicability of data, or because the denominator was zero.

STUDENT ENROLLMENT: Defined as the percentage of eligible 8th grade students who are enrolled in the Scholars program as a percentage of the total of 8th grade Free and Reduced Lunch Program population for the 2014-2015 academic year. Field may be listed as 'N/A' due to unavailability of Free and Reduced Lunch data. Similarly, enrollment may exceed 100% for schools in which the Scholar population exceeds that eighth grade free and reduced lunch population.

SCHOLARTRACK REGISTRATION: Defined as the percentage of high school Scholars who are required to participate in the Scholar Success Program (graduation classes of 2017, 2018, and 2019) who have registered for a ScholarTrack account.

SCHOLAR SUCCESS PROGRAM COMPLETION: Defined as the percentage of high school Scholars who are required to participate in the Scholar Success Program who have completed all required Scholar Success Program activities during their respective cohort year.

ACADEMIC PERFORMANCE: Defined as the percentage of senior Scholars (class of 2015) who achieved a minimum GPA of 2.5 or higher

FAFSA COMPLETION: Defined as the percentage of high school senior Scholars (class of 2015) who filed the Free Application for Federal Student Aid (FAFSA) by the state deadline of March 10, 2015

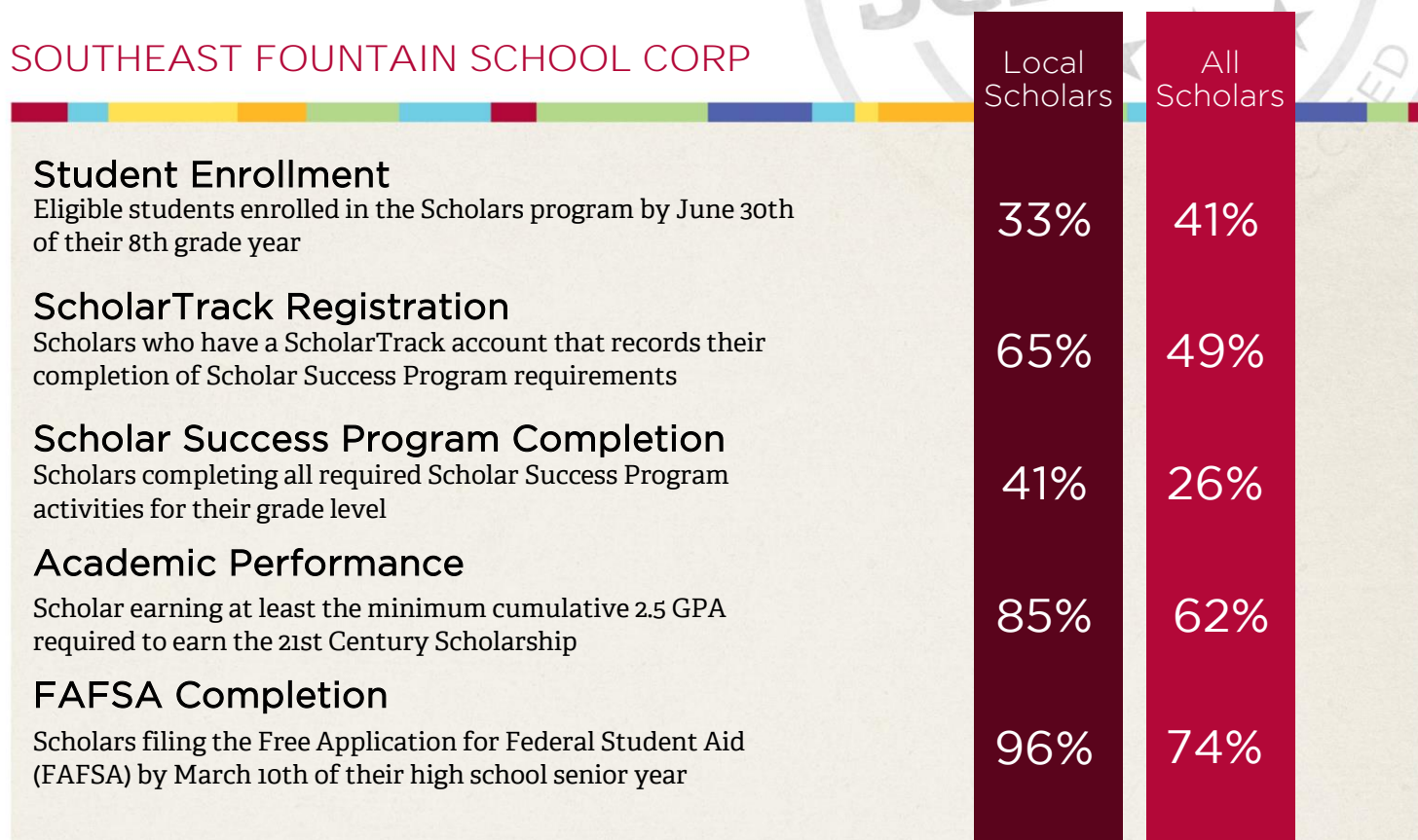
Scholars.IN.gov



A program of the Indiana Commission for Higher Education

2014-2015 SCHOLAR OUTREACH SCORECARD

SOUTHEAST FOUNTAIN SCHOOL CORP



N/A indicates that a value could not be calculated due to inapplicability of data, or because the denominator was zero.

STUDENT ENROLLMENT: Defined as the percentage of eligible 8th grade students who are enrolled in the Scholars program as a percentage of the total of 8th grade Free and Reduced Lunch Program population for the 2014-2015 academic year. Field may be listed as 'N/A' due to unavailability of Free and Reduced Lunch data. Similarly, enrollment may exceed 100% for schools in which the Scholar population exceeds that eighth grade free and reduced lunch population.

SCHOLARTRACK REGISTRATION: Defined as the percentage of high school Scholars who are required to participate in the Scholar Success Program (graduation classes of 2017, 2018, and 2019) who have registered for a ScholarTrack account.

SCHOLAR SUCCESS PROGRAM COMPLETION: Defined as the percentage of high school Scholars who are required to participate in the Scholar Success Program who have completed all required Scholar Success Program activities during their respective cohort year.

ACADEMIC PERFORMANCE: Defined as the percentage of senior Scholars (class of 2015) who achieved a minimum GPA of 2.5 or higher

FAFSA COMPLETION: Defined as the percentage of high school senior Scholars (class of 2015) who filed the Free Application for Federal Student Aid (FAFSA) by the state deadline of March 10, 2015

Scholars.IN.gov



A program of the Indiana Commission for Higher Education

2014-2015 SCHOLAR OUTREACH SCORECARD

SOUTHEASTERN SCHOOL CORP

	Local Scholars	All Scholars
Student Enrollment Eligible students enrolled in the Scholars program by June 30th of their 8th grade year	35%	41%
ScholarTrack Registration Scholars who have a ScholarTrack account that records their completion of Scholar Success Program requirements	40%	49%
Scholar Success Program Completion Scholars completing all required Scholar Success Program activities for their grade level	5%	26%
Academic Performance Scholar earning at least the minimum cumulative 2.5 GPA required to earn the 21st Century Scholarship	72%	62%
FAFSA Completion Scholars filing the Free Application for Federal Student Aid (FAFSA) by March 10th of their high school senior year	89%	74%

N/A indicates that a value could not be calculated due to inapplicability of data, or because the denominator was zero.

STUDENT ENROLLMENT: Defined as the percentage of eligible 8th grade students who are enrolled in the Scholars program as a percentage of the total of 8th grade Free and Reduced Lunch Program population for the 2014-2015 academic year. Field may be listed as 'N/A' due to unavailability of Free and Reduced Lunch data. Similarly, enrollment may exceed 100% for schools in which the Scholar population exceeds that eighth grade free and reduced lunch population.

SCHOLARTRACK REGISTRATION: Defined as the percentage of high school Scholars who are required to participate in the Scholar Success Program (graduation classes of 2017, 2018, and 2019) who have registered for a ScholarTrack account.

SCHOLAR SUCCESS PROGRAM COMPLETION: Defined as the percentage of high school Scholars who are required to participate in the Scholar Success Program who have completed all required Scholar Success Program activities during their respective cohort year.

ACADEMIC PERFORMANCE: Defined as the percentage of senior Scholars (class of 2015) who achieved a minimum GPA of 2.5 or higher

FAFSA COMPLETION: Defined as the percentage of high school senior Scholars (class of 2015) who filed the Free Application for Federal Student Aid (FAFSA) by the state deadline of March 10, 2015

Scholars.IN.gov



A program of the Indiana Commission for Higher Education

2014-2015 SCHOLAR OUTREACH SCORECARD

SOUTHERN HANCOCK CO COM SCH CORP

	Local Scholars	All Scholars
Student Enrollment Eligible students enrolled in the Scholars program by June 30th of their 8th grade year	N/A	41%
ScholarTrack Registration Scholars who have a ScholarTrack account that records their completion of Scholar Success Program requirements	41%	49%
Scholar Success Program Completion Scholars completing all required Scholar Success Program activities for their grade level	18%	26%
Academic Performance Scholar earning at least the minimum cumulative 2.5 GPA required to earn the 21st Century Scholarship	90%	62%
FAFSA Completion Scholars filing the Free Application for Federal Student Aid (FAFSA) by March 10th of their high school senior year	100%	74%

N/A indicates that a value could not be calculated due to inapplicability of data, or because the denominator was zero.

STUDENT ENROLLMENT: Defined as the percentage of eligible 8th grade students who are enrolled in the Scholars program as a percentage of the total of 8th grade Free and Reduced Lunch Program population for the 2014-2015 academic year. Field may be listed as 'N/A' due to unavailability of Free and Reduced Lunch data. Similarly, enrollment may exceed 100% for schools in which the Scholar population exceeds that eighth grade free and reduced lunch population.

SCHOLARTRACK REGISTRATION: Defined as the percentage of high school Scholars who are required to participate in the Scholar Success Program (graduation classes of 2017, 2018, and 2019) who have registered for a ScholarTrack account.

SCHOLAR SUCCESS PROGRAM COMPLETION: Defined as the percentage of high school Scholars who are required to participate in the Scholar Success Program who have completed all required Scholar Success Program activities during their respective cohort year.

ACADEMIC PERFORMANCE: Defined as the percentage of senior Scholars (class of 2015) who achieved a minimum GPA of 2.5 or higher

FAFSA COMPLETION: Defined as the percentage of high school senior Scholars (class of 2015) who filed the Free Application for Federal Student Aid (FAFSA) by the state deadline of March 10, 2015

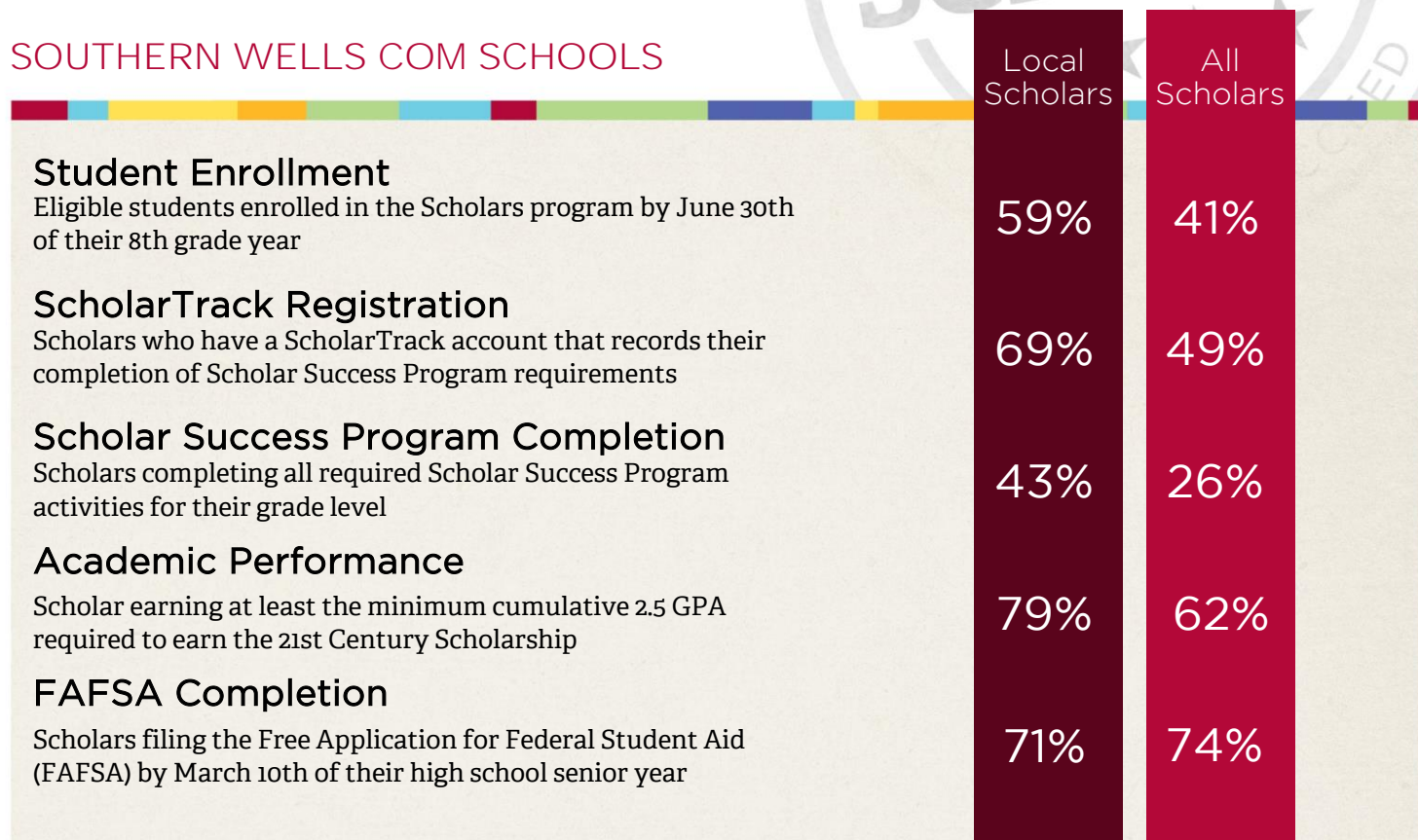
Scholars.IN.gov



A program of the Indiana Commission for Higher Education

2014-2015 SCHOLAR OUTREACH SCORECARD

SOUTHERN WELLS COM SCHOOLS



N/A indicates that a value could not be calculated due to inapplicability of data, or because the denominator was zero.

STUDENT ENROLLMENT: Defined as the percentage of eligible 8th grade students who are enrolled in the Scholars program as a percentage of the total of 8th grade Free and Reduced Lunch Program population for the 2014-2015 academic year. Field may be listed as 'N/A' due to unavailability of Free and Reduced Lunch data. Similarly, enrollment may exceed 100% for schools in which the Scholar population exceeds that eighth grade free and reduced lunch population.

SCHOLARTRACK REGISTRATION: Defined as the percentage of high school Scholars who are required to participate in the Scholar Success Program (graduation classes of 2017, 2018, and 2019) who have registered for a ScholarTrack account.

SCHOLAR SUCCESS PROGRAM COMPLETION: Defined as the percentage of high school Scholars who are required to participate in the Scholar Success Program who have completed all required Scholar Success Program activities during their respective cohort year.

ACADEMIC PERFORMANCE: Defined as the percentage of senior Scholars (class of 2015) who achieved a minimum GPA of 2.5 or higher

FAFSA COMPLETION: Defined as the percentage of high school senior Scholars (class of 2015) who filed the Free Application for Federal Student Aid (FAFSA) by the state deadline of March 10, 2015

Scholars.IN.gov



A program of the Indiana Commission for Higher Education

2014-2015 SCHOLAR OUTREACH SCORECARD

SOUTHWEST DUBOIS CO SCH CORP

	Local Scholars	All Scholars
Student Enrollment Eligible students enrolled in the Scholars program by June 30th of their 8th grade year	28%	41%
ScholarTrack Registration Scholars who have a ScholarTrack account that records their completion of Scholar Success Program requirements	85%	49%
Scholar Success Program Completion Scholars completing all required Scholar Success Program activities for their grade level	66%	26%
Academic Performance Scholar earning at least the minimum cumulative 2.5 GPA required to earn the 21st Century Scholarship	56%	62%
FAFSA Completion Scholars filing the Free Application for Federal Student Aid (FAFSA) by March 10th of their high school senior year	75%	74%

N/A indicates that a value could not be calculated due to inapplicability of data, or because the denominator was zero.

STUDENT ENROLLMENT: Defined as the percentage of eligible 8th grade students who are enrolled in the Scholars program as a percentage of the total of 8th grade Free and Reduced Lunch Program population for the 2014-2015 academic year. Field may be listed as 'N/A' due to unavailability of Free and Reduced Lunch data. Similarly, enrollment may exceed 100% for schools in which the Scholar population exceeds that eighth grade free and reduced lunch population.

SCHOLARTRACK REGISTRATION: Defined as the percentage of high school Scholars who are required to participate in the Scholar Success Program (graduation classes of 2017, 2018, and 2019) who have registered for a ScholarTrack account.

SCHOLAR SUCCESS PROGRAM COMPLETION: Defined as the percentage of high school Scholars who are required to participate in the Scholar Success Program who have completed all required Scholar Success Program activities during their respective cohort year.

ACADEMIC PERFORMANCE: Defined as the percentage of senior Scholars (class of 2015) who achieved a minimum GPA of 2.5 or higher

FAFSA COMPLETION: Defined as the percentage of high school senior Scholars (class of 2015) who filed the Free Application for Federal Student Aid (FAFSA) by the state deadline of March 10, 2015

Scholars.IN.gov



A program of the Indiana Commission for Higher Education

2014-2015 SCHOLAR OUTREACH SCORECARD

SOUTHWEST PARKE COM SCH CORP

	Local Scholars	All Scholars
Student Enrollment Eligible students enrolled in the Scholars program by June 30th of their 8th grade year	52%	41%
ScholarTrack Registration Scholars who have a ScholarTrack account that records their completion of Scholar Success Program requirements	89%	49%
Scholar Success Program Completion Scholars completing all required Scholar Success Program activities for their grade level	53%	26%
Academic Performance Scholar earning at least the minimum cumulative 2.5 GPA required to earn the 21st Century Scholarship	84%	62%
FAFSA Completion Scholars filing the Free Application for Federal Student Aid (FAFSA) by March 10th of their high school senior year	94%	74%

N/A indicates that a value could not be calculated due to inapplicability of data, or because the denominator was zero.

STUDENT ENROLLMENT: Defined as the percentage of eligible 8th grade students who are enrolled in the Scholars program as a percentage of the total of 8th grade Free and Reduced Lunch Program population for the 2014-2015 academic year. Field may be listed as 'N/A' due to unavailability of Free and Reduced Lunch data. Similarly, enrollment may exceed 100% for schools in which the Scholar population exceeds that eighth grade free and reduced lunch population.

SCHOLARTRACK REGISTRATION: Defined as the percentage of high school Scholars who are required to participate in the Scholar Success Program (graduation classes of 2017, 2018, and 2019) who have registered for a ScholarTrack account.

SCHOLAR SUCCESS PROGRAM COMPLETION: Defined as the percentage of high school Scholars who are required to participate in the Scholar Success Program who have completed all required Scholar Success Program activities during their respective cohort year.

ACADEMIC PERFORMANCE: Defined as the percentage of senior Scholars (class of 2015) who achieved a minimum GPA of 2.5 or higher

FAFSA COMPLETION: Defined as the percentage of high school senior Scholars (class of 2015) who filed the Free Application for Federal Student Aid (FAFSA) by the state deadline of March 10, 2015

Scholars.IN.gov



A program of the Indiana Commission for Higher Education

2014-2015 SCHOLAR OUTREACH SCORECARD

SOUTHWEST SCHOOL CORP

	Local Scholars	All Scholars
Student Enrollment Eligible students enrolled in the Scholars program by June 30th of their 8th grade year	36%	41%
ScholarTrack Registration Scholars who have a ScholarTrack account that records their completion of Scholar Success Program requirements	94%	49%
Scholar Success Program Completion Scholars completing all required Scholar Success Program activities for their grade level	27%	26%
Academic Performance Scholar earning at least the minimum cumulative 2.5 GPA required to earn the 21st Century Scholarship	91%	62%
FAFSA Completion Scholars filing the Free Application for Federal Student Aid (FAFSA) by March 10th of their high school senior year	86%	74%

N/A indicates that a value could not be calculated due to inapplicability of data, or because the denominator was zero.

STUDENT ENROLLMENT: Defined as the percentage of eligible 8th grade students who are enrolled in the Scholars program as a percentage of the total of 8th grade Free and Reduced Lunch Program population for the 2014-2015 academic year. Field may be listed as 'N/A' due to unavailability of Free and Reduced Lunch data. Similarly, enrollment may exceed 100% for schools in which the Scholar population exceeds that eighth grade free and reduced lunch population.

SCHOLARTRACK REGISTRATION: Defined as the percentage of high school Scholars who are required to participate in the Scholar Success Program (graduation classes of 2017, 2018, and 2019) who have registered for a ScholarTrack account.

SCHOLAR SUCCESS PROGRAM COMPLETION: Defined as the percentage of high school Scholars who are required to participate in the Scholar Success Program who have completed all required Scholar Success Program activities during their respective cohort year.

ACADEMIC PERFORMANCE: Defined as the percentage of senior Scholars (class of 2015) who achieved a minimum GPA of 2.5 or higher

FAFSA COMPLETION: Defined as the percentage of high school senior Scholars (class of 2015) who filed the Free Application for Federal Student Aid (FAFSA) by the state deadline of March 10, 2015

Scholars.IN.gov



2014-2015 SCHOLAR OUTREACH SCORECARD

SOUTHWESTERN CON SCH SHELBY CO

	Local Scholars	All Scholars
Student Enrollment Eligible students enrolled in the Scholars program by June 30th of their 8th grade year	N/A	41%
ScholarTrack Registration Scholars who have a ScholarTrack account that records their completion of Scholar Success Program requirements	54%	49%
Scholar Success Program Completion Scholars completing all required Scholar Success Program activities for their grade level	22%	26%
Academic Performance Scholar earning at least the minimum cumulative 2.5 GPA required to earn the 21st Century Scholarship	67%	62%
FAFSA Completion Scholars filing the Free Application for Federal Student Aid (FAFSA) by March 10th of their high school senior year	100%	74%

N/A indicates that a value could not be calculated due to inapplicability of data, or because the denominator was zero.

STUDENT ENROLLMENT: Defined as the percentage of eligible 8th grade students who are enrolled in the Scholars program as a percentage of the total of 8th grade Free and Reduced Lunch Program population for the 2014-2015 academic year. Field may be listed as 'N/A' due to unavailability of Free and Reduced Lunch data. Similarly, enrollment may exceed 100% for schools in which the Scholar population exceeds that eighth grade free and reduced lunch population.

SCHOLARTRACK REGISTRATION: Defined as the percentage of high school Scholars who are required to participate in the Scholar Success Program (graduation classes of 2017, 2018, and 2019) who have registered for a ScholarTrack account.

SCHOLAR SUCCESS PROGRAM COMPLETION: Defined as the percentage of high school Scholars who are required to participate in the Scholar Success Program who have completed all required Scholar Success Program activities during their respective cohort year.

ACADEMIC PERFORMANCE: Defined as the percentage of senior Scholars (class of 2015) who achieved a minimum GPA of 2.5 or higher

FAFSA COMPLETION: Defined as the percentage of high school senior Scholars (class of 2015) who filed the Free Application for Federal Student Aid (FAFSA) by the state deadline of March 10, 2015

Scholars.IN.gov



A program of the Indiana Commission for Higher Education

2014-2015 SCHOLAR OUTREACH SCORECARD

SOUTHWESTERN-JEFFERSON CO CON

	Local Scholars	All Scholars
Student Enrollment Eligible students enrolled in the Scholars program by June 30th of their 8th grade year	N/A	41%
ScholarTrack Registration Scholars who have a ScholarTrack account that records their completion of Scholar Success Program requirements	65%	49%
Scholar Success Program Completion Scholars completing all required Scholar Success Program activities for their grade level	52%	26%
Academic Performance Scholar earning at least the minimum cumulative 2.5 GPA required to earn the 21st Century Scholarship	48%	62%
FAFSA Completion Scholars filing the Free Application for Federal Student Aid (FAFSA) by March 10th of their high school senior year	90%	74%

N/A indicates that a value could not be calculated due to inapplicability of data, or because the denominator was zero.

STUDENT ENROLLMENT: Defined as the percentage of eligible 8th grade students who are enrolled in the Scholars program as a percentage of the total of 8th grade Free and Reduced Lunch Program population for the 2014-2015 academic year. Field may be listed as 'N/A' due to unavailability of Free and Reduced Lunch data. Similarly, enrollment may exceed 100% for schools in which the Scholar population exceeds that eighth grade free and reduced lunch population.

SCHOLARTRACK REGISTRATION: Defined as the percentage of high school Scholars who are required to participate in the Scholar Success Program (graduation classes of 2017, 2018, and 2019) who have registered for a ScholarTrack account.

SCHOLAR SUCCESS PROGRAM COMPLETION: Defined as the percentage of high school Scholars who are required to participate in the Scholar Success Program who have completed all required Scholar Success Program activities during their respective cohort year.

ACADEMIC PERFORMANCE: Defined as the percentage of senior Scholars (class of 2015) who achieved a minimum GPA of 2.5 or higher

FAFSA COMPLETION: Defined as the percentage of high school senior Scholars (class of 2015) who filed the Free Application for Federal Student Aid (FAFSA) by the state deadline of March 10, 2015

Scholars.IN.gov



A program of the Indiana Commission for Higher Education

2014-2015 SCHOLAR OUTREACH SCORECARD

SPENCER-OWEN COMMUNITY SCHOOLS

	Local Scholars	All Scholars
Student Enrollment Eligible students enrolled in the Scholars program by June 30th of their 8th grade year	37%	41%
ScholarTrack Registration Scholars who have a ScholarTrack account that records their completion of Scholar Success Program requirements	39%	49%
Scholar Success Program Completion Scholars completing all required Scholar Success Program activities for their grade level	11%	26%
Academic Performance Scholar earning at least the minimum cumulative 2.5 GPA required to earn the 21st Century Scholarship	49%	62%
FAFSA Completion Scholars filing the Free Application for Federal Student Aid (FAFSA) by March 10th of their high school senior year	66%	74%

N/A indicates that a value could not be calculated due to inapplicability of data, or because the denominator was zero.

STUDENT ENROLLMENT: Defined as the percentage of eligible 8th grade students who are enrolled in the Scholars program as a percentage of the total of 8th grade Free and Reduced Lunch Program population for the 2014-2015 academic year. Field may be listed as 'N/A' due to unavailability of Free and Reduced Lunch data. Similarly, enrollment may exceed 100% for schools in which the Scholar population exceeds that eighth grade free and reduced lunch population.

SCHOLARTRACK REGISTRATION: Defined as the percentage of high school Scholars who are required to participate in the Scholar Success Program (graduation classes of 2017, 2018, and 2019) who have registered for a ScholarTrack account.

SCHOLAR SUCCESS PROGRAM COMPLETION: Defined as the percentage of high school Scholars who are required to participate in the Scholar Success Program who have completed all required Scholar Success Program activities during their respective cohort year.

ACADEMIC PERFORMANCE: Defined as the percentage of senior Scholars (class of 2015) who achieved a minimum GPA of 2.5 or higher

FAFSA COMPLETION: Defined as the percentage of high school senior Scholars (class of 2015) who filed the Free Application for Federal Student Aid (FAFSA) by the state deadline of March 10, 2015

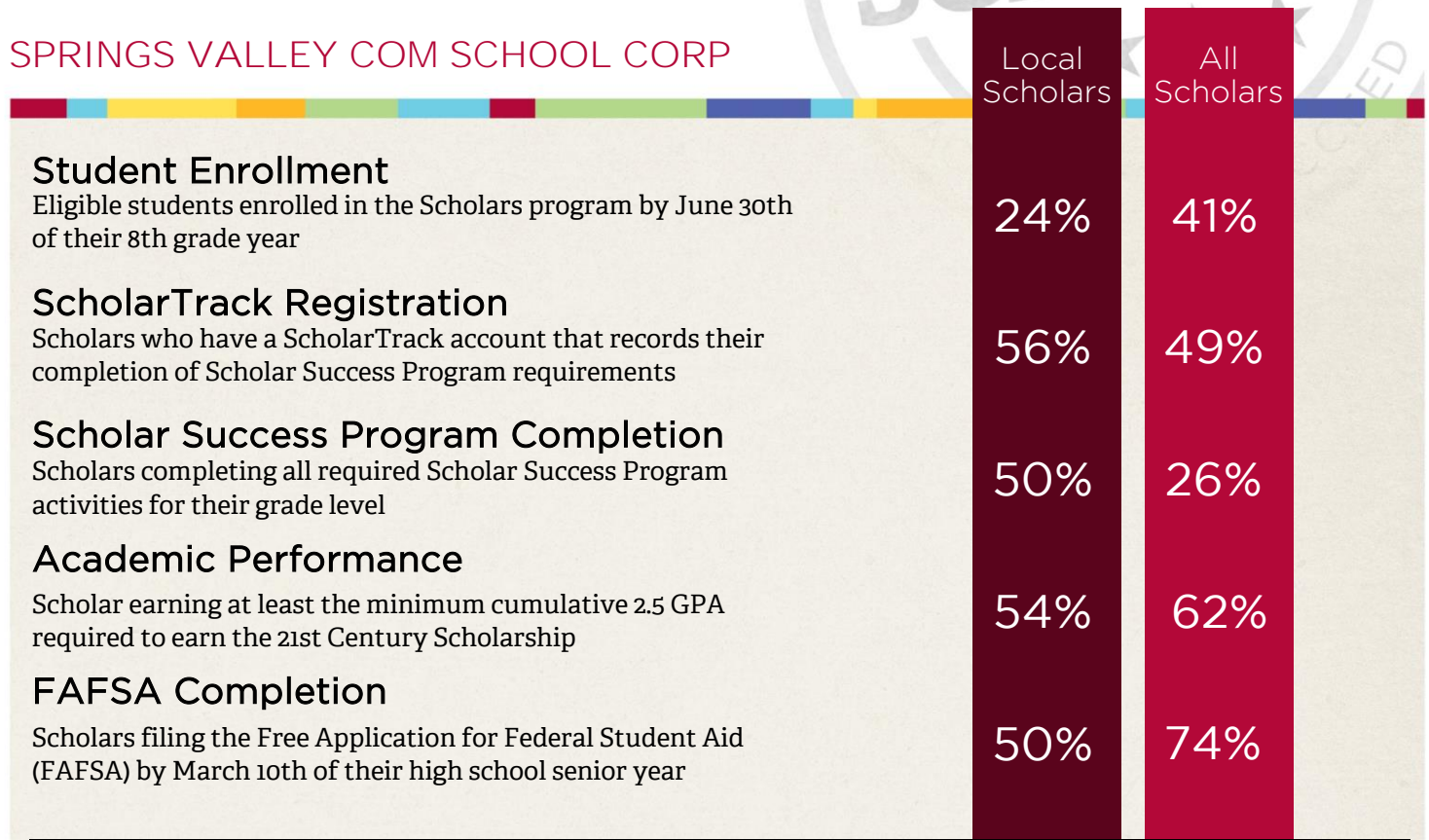
Scholars.IN.gov



A program of the Indiana Commission for Higher Education

2014-2015 SCHOLAR OUTREACH SCORECARD

SPRINGS VALLEY COM SCHOOL CORP



N/A indicates that a value could not be calculated due to inapplicability of data, or because the denominator was zero.

STUDENT ENROLLMENT: Defined as the percentage of eligible 8th grade students who are enrolled in the Scholars program as a percentage of the total of 8th grade Free and Reduced Lunch Program population for the 2014-2015 academic year. Field may be listed as 'N/A' due to unavailability of Free and Reduced Lunch data. Similarly, enrollment may exceed 100% for schools in which the Scholar population exceeds that eighth grade free and reduced lunch population.

SCHOLARTRACK REGISTRATION: Defined as the percentage of high school Scholars who are required to participate in the Scholar Success Program (graduation classes of 2017, 2018, and 2019) who have registered for a ScholarTrack account.

SCHOLAR SUCCESS PROGRAM COMPLETION: Defined as the percentage of high school Scholars who are required to participate in the Scholar Success Program who have completed all required Scholar Success Program activities during their respective cohort year.

ACADEMIC PERFORMANCE: Defined as the percentage of senior Scholars (class of 2015) who achieved a minimum GPA of 2.5 or higher

FAFSA COMPLETION: Defined as the percentage of high school senior Scholars (class of 2015) who filed the Free Application for Federal Student Aid (FAFSA) by the state deadline of March 10, 2015

Scholars.IN.gov



A program of the Indiana Commission for Higher Education

2014-2015 SCHOLAR OUTREACH SCORECARD

SUNMAN-DEARBORN COM SCH CORP

	Local Scholars	All Scholars
Student Enrollment Eligible students enrolled in the Scholars program by June 30th of their 8th grade year	21%	41%
ScholarTrack Registration Scholars who have a ScholarTrack account that records their completion of Scholar Success Program requirements	69%	49%
Scholar Success Program Completion Scholars completing all required Scholar Success Program activities for their grade level	38%	26%
Academic Performance Scholar earning at least the minimum cumulative 2.5 GPA required to earn the 21st Century Scholarship	77%	62%
FAFSA Completion Scholars filing the Free Application for Federal Student Aid (FAFSA) by March 10th of their high school senior year	83%	74%

N/A indicates that a value could not be calculated due to inapplicability of data, or because the denominator was zero.

STUDENT ENROLLMENT: Defined as the percentage of eligible 8th grade students who are enrolled in the Scholars program as a percentage of the total of 8th grade Free and Reduced Lunch Program population for the 2014-2015 academic year. Field may be listed as 'N/A' due to unavailability of Free and Reduced Lunch data. Similarly, enrollment may exceed 100% for schools in which the Scholar population exceeds that eighth grade free and reduced lunch population.

SCHOLARTRACK REGISTRATION: Defined as the percentage of high school Scholars who are required to participate in the Scholar Success Program (graduation classes of 2017, 2018, and 2019) who have registered for a ScholarTrack account.

SCHOLAR SUCCESS PROGRAM COMPLETION: Defined as the percentage of high school Scholars who are required to participate in the Scholar Success Program who have completed all required Scholar Success Program activities during their respective cohort year.

ACADEMIC PERFORMANCE: Defined as the percentage of senior Scholars (class of 2015) who achieved a minimum GPA of 2.5 or higher

FAFSA COMPLETION: Defined as the percentage of high school senior Scholars (class of 2015) who filed the Free Application for Federal Student Aid (FAFSA) by the state deadline of March 10, 2015

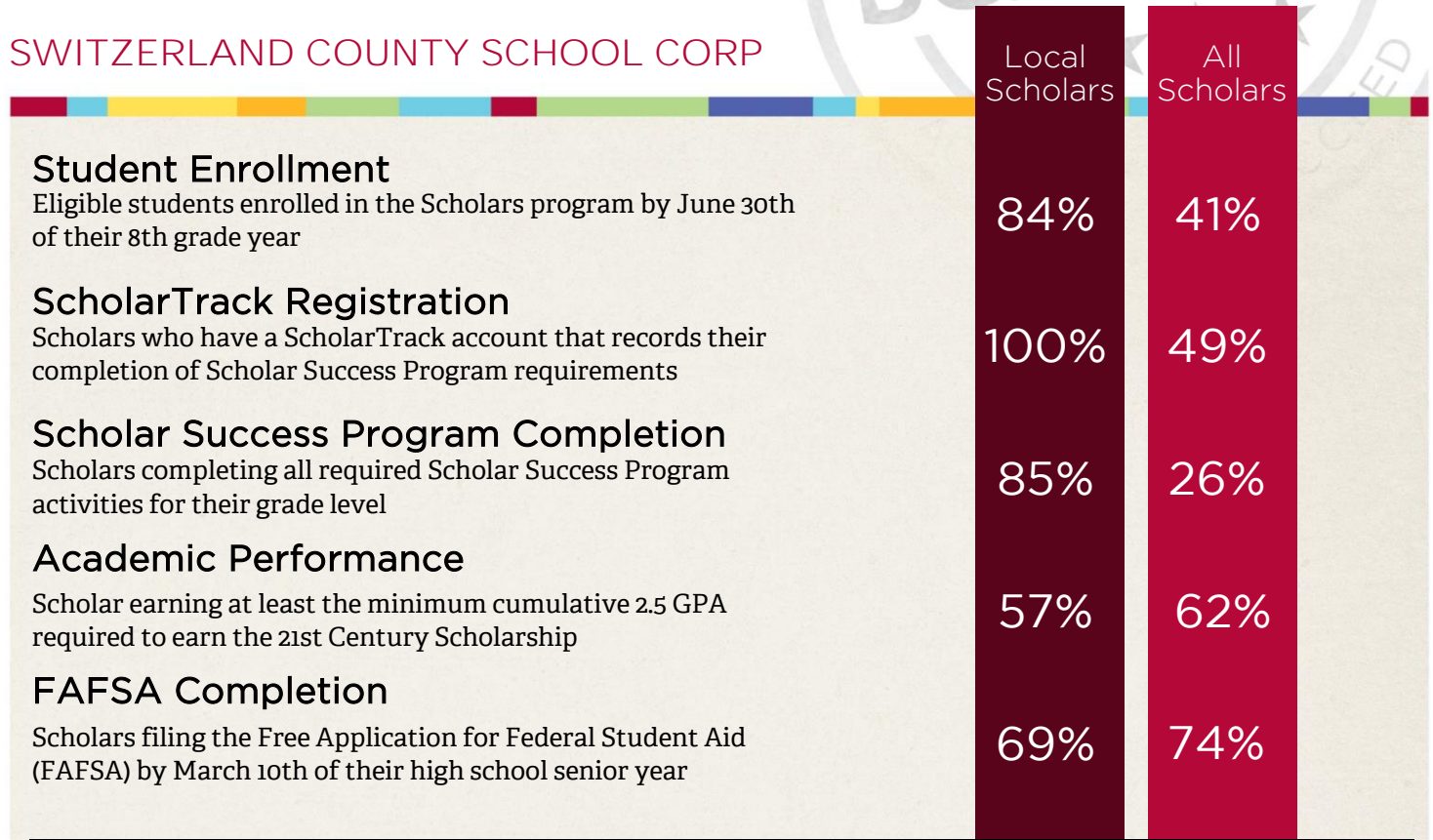
Scholars.IN.gov



A program of the Indiana Commission for Higher Education

2014-2015 SCHOLAR OUTREACH SCORECARD

SWITZERLAND COUNTY SCHOOL CORP



N/A indicates that a value could not be calculated due to inapplicability of data, or because the denominator was zero.

STUDENT ENROLLMENT: Defined as the percentage of eligible 8th grade students who are enrolled in the Scholars program as a percentage of the total of 8th grade Free and Reduced Lunch Program population for the 2014-2015 academic year. Field may be listed as 'N/A' due to unavailability of Free and Reduced Lunch data. Similarly, enrollment may exceed 100% for schools in which the Scholar population exceeds that eighth grade free and reduced lunch population.

SCHOLARTRACK REGISTRATION: Defined as the percentage of high school Scholars who are required to participate in the Scholar Success Program (graduation classes of 2017, 2018, and 2019) who have registered for a ScholarTrack account.

SCHOLAR SUCCESS PROGRAM COMPLETION: Defined as the percentage of high school Scholars who are required to participate in the Scholar Success Program who have completed all required Scholar Success Program activities during their respective cohort year.

ACADEMIC PERFORMANCE: Defined as the percentage of senior Scholars (class of 2015) who achieved a minimum GPA of 2.5 or higher

FAFSA COMPLETION: Defined as the percentage of high school senior Scholars (class of 2015) who filed the Free Application for Federal Student Aid (FAFSA) by the state deadline of March 10, 2015

Scholars.IN.gov



A program of the Indiana Commission for Higher Education

2014-2015 SCHOLAR OUTREACH SCORECARD

TAYLOR COMMUNITY SCHOOL CORP

	Local Scholars	All Scholars
Student Enrollment Eligible students enrolled in the Scholars program by June 30th of their 8th grade year	N/A	41%
ScholarTrack Registration Scholars who have a ScholarTrack account that records their completion of Scholar Success Program requirements	98%	49%
Scholar Success Program Completion Scholars completing all required Scholar Success Program activities for their grade level	75%	26%
Academic Performance Scholar earning at least the minimum cumulative 2.5 GPA required to earn the 21st Century Scholarship	53%	62%
FAFSA Completion Scholars filing the Free Application for Federal Student Aid (FAFSA) by March 10th of their high school senior year	79%	74%

N/A indicates that a value could not be calculated due to inapplicability of data, or because the denominator was zero.

STUDENT ENROLLMENT: Defined as the percentage of eligible 8th grade students who are enrolled in the Scholars program as a percentage of the total of 8th grade Free and Reduced Lunch Program population for the 2014-2015 academic year. Field may be listed as 'N/A' due to unavailability of Free and Reduced Lunch data. Similarly, enrollment may exceed 100% for schools in which the Scholar population exceeds that eighth grade free and reduced lunch population.

SCHOLARTRACK REGISTRATION: Defined as the percentage of high school Scholars who are required to participate in the Scholar Success Program (graduation classes of 2017, 2018, and 2019) who have registered for a ScholarTrack account.

SCHOLAR SUCCESS PROGRAM COMPLETION: Defined as the percentage of high school Scholars who are required to participate in the Scholar Success Program who have completed all required Scholar Success Program activities during their respective cohort year.

ACADEMIC PERFORMANCE: Defined as the percentage of senior Scholars (class of 2015) who achieved a minimum GPA of 2.5 or higher

FAFSA COMPLETION: Defined as the percentage of high school senior Scholars (class of 2015) who filed the Free Application for Federal Student Aid (FAFSA) by the state deadline of March 10, 2015

Scholars.IN.gov



A program of the Indiana Commission for Higher Education

2014-2015 SCHOLAR OUTREACH SCORECARD

TELL CITY-TROY TWP SCHOOL CORP

	Local Scholars	All Scholars
Student Enrollment Eligible students enrolled in the Scholars program by June 30th of their 8th grade year	38%	41%
ScholarTrack Registration Scholars who have a ScholarTrack account that records their completion of Scholar Success Program requirements	37%	49%
Scholar Success Program Completion Scholars completing all required Scholar Success Program activities for their grade level	15%	26%
Academic Performance Scholar earning at least the minimum cumulative 2.5 GPA required to earn the 21st Century Scholarship	67%	62%
FAFSA Completion Scholars filing the Free Application for Federal Student Aid (FAFSA) by March 10th of their high school senior year	87%	74%

N/A indicates that a value could not be calculated due to inapplicability of data, or because the denominator was zero.

STUDENT ENROLLMENT: Defined as the percentage of eligible 8th grade students who are enrolled in the Scholars program as a percentage of the total of 8th grade Free and Reduced Lunch Program population for the 2014-2015 academic year. Field may be listed as 'N/A' due to unavailability of Free and Reduced Lunch data. Similarly, enrollment may exceed 100% for schools in which the Scholar population exceeds that eighth grade free and reduced lunch population.

SCHOLARTRACK REGISTRATION: Defined as the percentage of high school Scholars who are required to participate in the Scholar Success Program (graduation classes of 2017, 2018, and 2019) who have registered for a ScholarTrack account.

SCHOLAR SUCCESS PROGRAM COMPLETION: Defined as the percentage of high school Scholars who are required to participate in the Scholar Success Program who have completed all required Scholar Success Program activities during their respective cohort year.

ACADEMIC PERFORMANCE: Defined as the percentage of senior Scholars (class of 2015) who achieved a minimum GPA of 2.5 or higher

FAFSA COMPLETION: Defined as the percentage of high school senior Scholars (class of 2015) who filed the Free Application for Federal Student Aid (FAFSA) by the state deadline of March 10, 2015

Scholars.IN.gov



A program of the Indiana Commission for Higher Education

2014-2015 SCHOLAR OUTREACH SCORECARD

THE INDIANAPOLIS PROJECT SCHOOL

	Local Scholars	All Scholars
Student Enrollment Eligible students enrolled in the Scholars program by June 30th of their 8th grade year	N/A	41%
ScholarTrack Registration Scholars who have a ScholarTrack account that records their completion of Scholar Success Program requirements	N/A	49%
Scholar Success Program Completion Scholars completing all required Scholar Success Program activities for their grade level	N/A	26%
Academic Performance Scholar earning at least the minimum cumulative 2.5 GPA required to earn the 21st Century Scholarship	N/A	62%
FAFSA Completion Scholars filing the Free Application for Federal Student Aid (FAFSA) by March 10th of their high school senior year	N/A	74%

N/A indicates that a value could not be calculated due to inapplicability of data, or because the denominator was zero.

STUDENT ENROLLMENT: Defined as the percentage of eligible 8th grade students who are enrolled in the Scholars program as a percentage of the total of 8th grade Free and Reduced Lunch Program population for the 2014-2015 academic year. Field may be listed as 'N/A' due to unavailability of Free and Reduced Lunch data. Similarly, enrollment may exceed 100% for schools in which the Scholar population exceeds that eighth grade free and reduced lunch population.

SCHOLARTRACK REGISTRATION: Defined as the percentage of high school Scholars who are required to participate in the Scholar Success Program (graduation classes of 2017, 2018, and 2019) who have registered for a ScholarTrack account.

SCHOLAR SUCCESS PROGRAM COMPLETION: Defined as the percentage of high school Scholars who are required to participate in the Scholar Success Program who have completed all required Scholar Success Program activities during their respective cohort year.

ACADEMIC PERFORMANCE: Defined as the percentage of senior Scholars (class of 2015) who achieved a minimum GPA of 2.5 or higher

FAFSA COMPLETION: Defined as the percentage of high school senior Scholars (class of 2015) who filed the Free Application for Federal Student Aid (FAFSA) by the state deadline of March 10, 2015

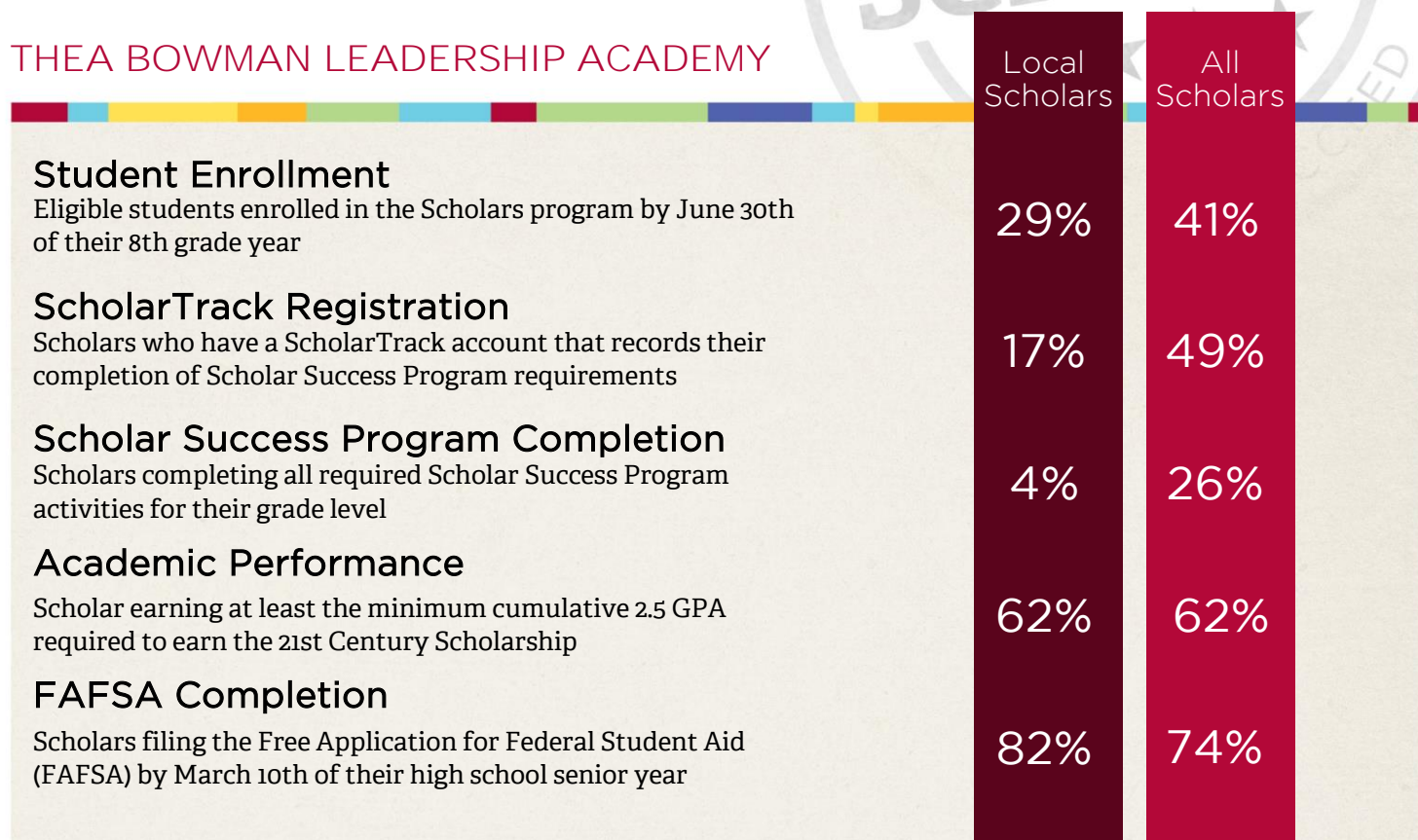
Scholars.IN.gov



A program of the Indiana Commission for Higher Education

2014-2015 SCHOLAR OUTREACH SCORECARD

THEA BOWMAN LEADERSHIP ACADEMY



N/A indicates that a value could not be calculated due to inapplicability of data, or because the denominator was zero.

STUDENT ENROLLMENT: Defined as the percentage of eligible 8th grade students who are enrolled in the Scholars program as a percentage of the total of 8th grade Free and Reduced Lunch Program population for the 2014-2015 academic year. Field may be listed as 'N/A' due to unavailability of Free and Reduced Lunch data. Similarly, enrollment may exceed 100% for schools in which the Scholar population exceeds that eighth grade free and reduced lunch population.

SCHOLARTRACK REGISTRATION: Defined as the percentage of high school Scholars who are required to participate in the Scholar Success Program (graduation classes of 2017, 2018, and 2019) who have registered for a ScholarTrack account.

SCHOLAR SUCCESS PROGRAM COMPLETION: Defined as the percentage of high school Scholars who are required to participate in the Scholar Success Program who have completed all required Scholar Success Program activities during their respective cohort year.

ACADEMIC PERFORMANCE: Defined as the percentage of senior Scholars (class of 2015) who achieved a minimum GPA of 2.5 or higher

FAFSA COMPLETION: Defined as the percentage of high school senior Scholars (class of 2015) who filed the Free Application for Federal Student Aid (FAFSA) by the state deadline of March 10, 2015

Scholars.IN.gov



2014-2015 SCHOLAR OUTREACH SCORECARD

TIMOTHY L JOHNSON ACADEMY

	Local Scholars	All Scholars
Student Enrollment Eligible students enrolled in the Scholars program by June 30th of their 8th grade year	N/A	41%
ScholarTrack Registration Scholars who have a ScholarTrack account that records their completion of Scholar Success Program requirements	N/A	49%
Scholar Success Program Completion Scholars completing all required Scholar Success Program activities for their grade level	N/A	26%
Academic Performance Scholar earning at least the minimum cumulative 2.5 GPA required to earn the 21st Century Scholarship	N/A	62%
FAFSA Completion Scholars filing the Free Application for Federal Student Aid (FAFSA) by March 10th of their high school senior year	N/A	74%

N/A indicates that a value could not be calculated due to inapplicability of data, or because the denominator was zero.

STUDENT ENROLLMENT: Defined as the percentage of eligible 8th grade students who are enrolled in the Scholars program as a percentage of the total of 8th grade Free and Reduced Lunch Program population for the 2014-2015 academic year. Field may be listed as 'N/A' due to unavailability of Free and Reduced Lunch data. Similarly, enrollment may exceed 100% for schools in which the Scholar population exceeds that eighth grade free and reduced lunch population.

SCHOLARTRACK REGISTRATION: Defined as the percentage of high school Scholars who are required to participate in the Scholar Success Program (graduation classes of 2017, 2018, and 2019) who have registered for a ScholarTrack account.

SCHOLAR SUCCESS PROGRAM COMPLETION: Defined as the percentage of high school Scholars who are required to participate in the Scholar Success Program who have completed all required Scholar Success Program activities during their respective cohort year.

ACADEMIC PERFORMANCE: Defined as the percentage of senior Scholars (class of 2015) who achieved a minimum GPA of 2.5 or higher

FAFSA COMPLETION: Defined as the percentage of high school senior Scholars (class of 2015) who filed the Free Application for Federal Student Aid (FAFSA) by the state deadline of March 10, 2015

Scholars.IN.gov



A program of the Indiana Commission for Higher Education

2014-2015 SCHOLAR OUTREACH SCORECARD

TIPPECANOE SCHOOL CORP

	Local Scholars	All Scholars
Student Enrollment Eligible students enrolled in the Scholars program by June 30th of their 8th grade year	N/A	41%
ScholarTrack Registration Scholars who have a ScholarTrack account that records their completion of Scholar Success Program requirements	86%	49%
Scholar Success Program Completion Scholars completing all required Scholar Success Program activities for their grade level	38%	26%
Academic Performance Scholar earning at least the minimum cumulative 2.5 GPA required to earn the 21st Century Scholarship	72%	62%
FAFSA Completion Scholars filing the Free Application for Federal Student Aid (FAFSA) by March 10th of their high school senior year	83%	74%

N/A indicates that a value could not be calculated due to inapplicability of data, or because the denominator was zero.

STUDENT ENROLLMENT: Defined as the percentage of eligible 8th grade students who are enrolled in the Scholars program as a percentage of the total of 8th grade Free and Reduced Lunch Program population for the 2014-2015 academic year. Field may be listed as 'N/A' due to unavailability of Free and Reduced Lunch data. Similarly, enrollment may exceed 100% for schools in which the Scholar population exceeds that eighth grade free and reduced lunch population.

SCHOLARTRACK REGISTRATION: Defined as the percentage of high school Scholars who are required to participate in the Scholar Success Program (graduation classes of 2017, 2018, and 2019) who have registered for a ScholarTrack account.

SCHOLAR SUCCESS PROGRAM COMPLETION: Defined as the percentage of high school Scholars who are required to participate in the Scholar Success Program who have completed all required Scholar Success Program activities during their respective cohort year.

ACADEMIC PERFORMANCE: Defined as the percentage of senior Scholars (class of 2015) who achieved a minimum GPA of 2.5 or higher

FAFSA COMPLETION: Defined as the percentage of high school senior Scholars (class of 2015) who filed the Free Application for Federal Student Aid (FAFSA) by the state deadline of March 10, 2015

Scholars.IN.gov



A program of the Indiana Commission for Higher Education

2014-2015 SCHOLAR OUTREACH SCORECARD

TIPPECANOE VALLEY SCHOOL CORP

	Local Scholars	All Scholars
Student Enrollment Eligible students enrolled in the Scholars program by June 30th of their 8th grade year	N/A	41%
ScholarTrack Registration Scholars who have a ScholarTrack account that records their completion of Scholar Success Program requirements	52%	49%
Scholar Success Program Completion Scholars completing all required Scholar Success Program activities for their grade level	23%	26%
Academic Performance Scholar earning at least the minimum cumulative 2.5 GPA required to earn the 21st Century Scholarship	76%	62%
FAFSA Completion Scholars filing the Free Application for Federal Student Aid (FAFSA) by March 10th of their high school senior year	90%	74%

N/A indicates that a value could not be calculated due to inapplicability of data, or because the denominator was zero.

STUDENT ENROLLMENT: Defined as the percentage of eligible 8th grade students who are enrolled in the Scholars program as a percentage of the total of 8th grade Free and Reduced Lunch Program population for the 2014-2015 academic year. Field may be listed as 'N/A' due to unavailability of Free and Reduced Lunch data. Similarly, enrollment may exceed 100% for schools in which the Scholar population exceeds that eighth grade free and reduced lunch population.

SCHOLARTRACK REGISTRATION: Defined as the percentage of high school Scholars who are required to participate in the Scholar Success Program (graduation classes of 2017, 2018, and 2019) who have registered for a ScholarTrack account.

SCHOLAR SUCCESS PROGRAM COMPLETION: Defined as the percentage of high school Scholars who are required to participate in the Scholar Success Program who have completed all required Scholar Success Program activities during their respective cohort year.

ACADEMIC PERFORMANCE: Defined as the percentage of senior Scholars (class of 2015) who achieved a minimum GPA of 2.5 or higher

FAFSA COMPLETION: Defined as the percentage of high school senior Scholars (class of 2015) who filed the Free Application for Federal Student Aid (FAFSA) by the state deadline of March 10, 2015

Scholars.IN.gov



A program of the Indiana Commission for Higher Education

2014-2015 SCHOLAR OUTREACH SCORECARD

TIPTON COMMUNITY SCHOOL CORP

	Local Scholars	All Scholars
Student Enrollment Eligible students enrolled in the Scholars program by June 30th of their 8th grade year	22%	41%
ScholarTrack Registration Scholars who have a ScholarTrack account that records their completion of Scholar Success Program requirements	95%	49%
Scholar Success Program Completion Scholars completing all required Scholar Success Program activities for their grade level	23%	26%
Academic Performance Scholar earning at least the minimum cumulative 2.5 GPA required to earn the 21st Century Scholarship	75%	62%
FAFSA Completion Scholars filing the Free Application for Federal Student Aid (FAFSA) by March 10th of their high school senior year	68%	74%

N/A indicates that a value could not be calculated due to inapplicability of data, or because the denominator was zero.

STUDENT ENROLLMENT: Defined as the percentage of eligible 8th grade students who are enrolled in the Scholars program as a percentage of the total of 8th grade Free and Reduced Lunch Program population for the 2014-2015 academic year. Field may be listed as 'N/A' due to unavailability of Free and Reduced Lunch data. Similarly, enrollment may exceed 100% for schools in which the Scholar population exceeds that eighth grade free and reduced lunch population.

SCHOLARTRACK REGISTRATION: Defined as the percentage of high school Scholars who are required to participate in the Scholar Success Program (graduation classes of 2017, 2018, and 2019) who have registered for a ScholarTrack account.

SCHOLAR SUCCESS PROGRAM COMPLETION: Defined as the percentage of high school Scholars who are required to participate in the Scholar Success Program who have completed all required Scholar Success Program activities during their respective cohort year.

ACADEMIC PERFORMANCE: Defined as the percentage of senior Scholars (class of 2015) who achieved a minimum GPA of 2.5 or higher

FAFSA COMPLETION: Defined as the percentage of high school senior Scholars (class of 2015) who filed the Free Application for Federal Student Aid (FAFSA) by the state deadline of March 10, 2015

Scholars.IN.gov



A program of the Indiana Commission for Higher Education

2014-2015 SCHOLAR OUTREACH SCORECARD

TRI-CENTRAL COMMUNITY SCHOOLS

	Local Scholars	All Scholars
Student Enrollment Eligible students enrolled in the Scholars program by June 30th of their 8th grade year	13%	41%
ScholarTrack Registration Scholars who have a ScholarTrack account that records their completion of Scholar Success Program requirements	47%	49%
Scholar Success Program Completion Scholars completing all required Scholar Success Program activities for their grade level	21%	26%
Academic Performance Scholar earning at least the minimum cumulative 2.5 GPA required to earn the 21st Century Scholarship	77%	62%
FAFSA Completion Scholars filing the Free Application for Federal Student Aid (FAFSA) by March 10th of their high school senior year	85%	74%

N/A indicates that a value could not be calculated due to inapplicability of data, or because the denominator was zero.

STUDENT ENROLLMENT: Defined as the percentage of eligible 8th grade students who are enrolled in the Scholars program as a percentage of the total of 8th grade Free and Reduced Lunch Program population for the 2014-2015 academic year. Field may be listed as 'N/A' due to unavailability of Free and Reduced Lunch data. Similarly, enrollment may exceed 100% for schools in which the Scholar population exceeds that eighth grade free and reduced lunch population.

SCHOLARTRACK REGISTRATION: Defined as the percentage of high school Scholars who are required to participate in the Scholar Success Program (graduation classes of 2017, 2018, and 2019) who have registered for a ScholarTrack account.

SCHOLAR SUCCESS PROGRAM COMPLETION: Defined as the percentage of high school Scholars who are required to participate in the Scholar Success Program who have completed all required Scholar Success Program activities during their respective cohort year.

ACADEMIC PERFORMANCE: Defined as the percentage of senior Scholars (class of 2015) who achieved a minimum GPA of 2.5 or higher

FAFSA COMPLETION: Defined as the percentage of high school senior Scholars (class of 2015) who filed the Free Application for Federal Student Aid (FAFSA) by the state deadline of March 10, 2015

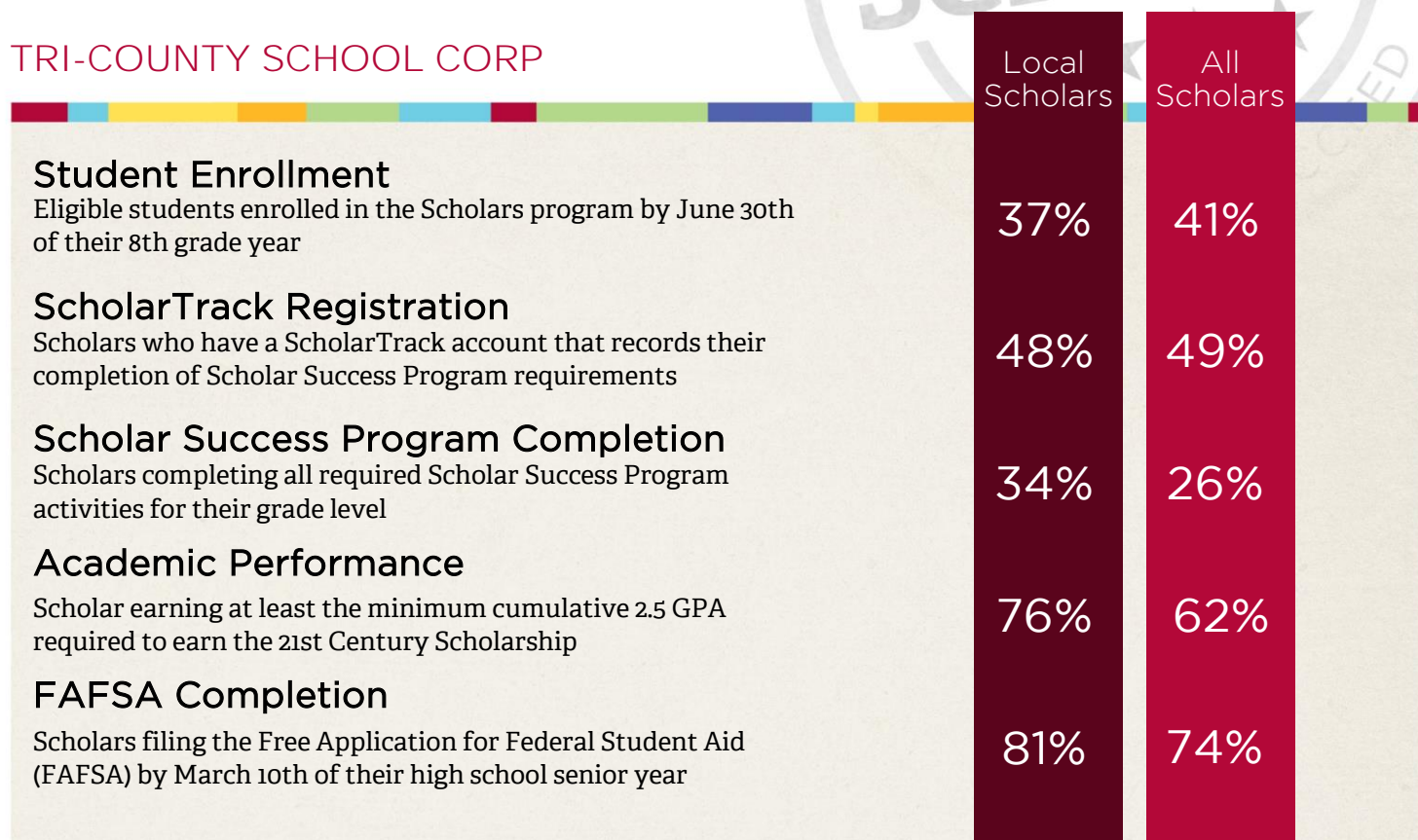
Scholars.IN.gov



A program of the Indiana Commission for Higher Education

2014-2015 SCHOLAR OUTREACH SCORECARD

TRI-COUNTY SCHOOL CORP



N/A indicates that a value could not be calculated due to inapplicability of data, or because the denominator was zero.

STUDENT ENROLLMENT: Defined as the percentage of eligible 8th grade students who are enrolled in the Scholars program as a percentage of the total of 8th grade Free and Reduced Lunch Program population for the 2014-2015 academic year. Field may be listed as 'N/A' due to unavailability of Free and Reduced Lunch data. Similarly, enrollment may exceed 100% for schools in which the Scholar population exceeds that eighth grade free and reduced lunch population.

SCHOLARTRACK REGISTRATION: Defined as the percentage of high school Scholars who are required to participate in the Scholar Success Program (graduation classes of 2017, 2018, and 2019) who have registered for a ScholarTrack account.

SCHOLAR SUCCESS PROGRAM COMPLETION: Defined as the percentage of high school Scholars who are required to participate in the Scholar Success Program who have completed all required Scholar Success Program activities during their respective cohort year.

ACADEMIC PERFORMANCE: Defined as the percentage of senior Scholars (class of 2015) who achieved a minimum GPA of 2.5 or higher

FAFSA COMPLETION: Defined as the percentage of high school senior Scholars (class of 2015) who filed the Free Application for Federal Student Aid (FAFSA) by the state deadline of March 10, 2015

Scholars.IN.gov



A program of the Indiana Commission for Higher Education

2014-2015 SCHOLAR OUTREACH SCORECARD

TRI-CREEK SCHOOL CORPORATION

	Local Scholars	All Scholars
Student Enrollment Eligible students enrolled in the Scholars program by June 30th of their 8th grade year	12%	41%
ScholarTrack Registration Scholars who have a ScholarTrack account that records their completion of Scholar Success Program requirements	63%	49%
Scholar Success Program Completion Scholars completing all required Scholar Success Program activities for their grade level	51%	26%
Academic Performance Scholar earning at least the minimum cumulative 2.5 GPA required to earn the 21st Century Scholarship	74%	62%
FAFSA Completion Scholars filing the Free Application for Federal Student Aid (FAFSA) by March 10th of their high school senior year	74%	74%

N/A indicates that a value could not be calculated due to inapplicability of data, or because the denominator was zero.

STUDENT ENROLLMENT: Defined as the percentage of eligible 8th grade students who are enrolled in the Scholars program as a percentage of the total of 8th grade Free and Reduced Lunch Program population for the 2014-2015 academic year. Field may be listed as 'N/A' due to unavailability of Free and Reduced Lunch data. Similarly, enrollment may exceed 100% for schools in which the Scholar population exceeds that eighth grade free and reduced lunch population.

SCHOLARTRACK REGISTRATION: Defined as the percentage of high school Scholars who are required to participate in the Scholar Success Program (graduation classes of 2017, 2018, and 2019) who have registered for a ScholarTrack account.

SCHOLAR SUCCESS PROGRAM COMPLETION: Defined as the percentage of high school Scholars who are required to participate in the Scholar Success Program who have completed all required Scholar Success Program activities during their respective cohort year.

ACADEMIC PERFORMANCE: Defined as the percentage of senior Scholars (class of 2015) who achieved a minimum GPA of 2.5 or higher

FAFSA COMPLETION: Defined as the percentage of high school senior Scholars (class of 2015) who filed the Free Application for Federal Student Aid (FAFSA) by the state deadline of March 10, 2015

Scholars.IN.gov



A program of the Indiana Commission for Higher Education

2014-2015 SCHOLAR OUTREACH SCORECARD

TRITON SCHOOL CORPORATION

	Local Scholars	All Scholars
Student Enrollment Eligible students enrolled in the Scholars program by June 30th of their 8th grade year	35%	41%
ScholarTrack Registration Scholars who have a ScholarTrack account that records their completion of Scholar Success Program requirements	62%	49%
Scholar Success Program Completion Scholars completing all required Scholar Success Program activities for their grade level	55%	26%
Academic Performance Scholar earning at least the minimum cumulative 2.5 GPA required to earn the 21st Century Scholarship	34%	62%
FAFSA Completion Scholars filing the Free Application for Federal Student Aid (FAFSA) by March 10th of their high school senior year	59%	74%

N/A indicates that a value could not be calculated due to inapplicability of data, or because the denominator was zero.

STUDENT ENROLLMENT: Defined as the percentage of eligible 8th grade students who are enrolled in the Scholars program as a percentage of the total of 8th grade Free and Reduced Lunch Program population for the 2014-2015 academic year. Field may be listed as 'N/A' due to unavailability of Free and Reduced Lunch data. Similarly, enrollment may exceed 100% for schools in which the Scholar population exceeds that eighth grade free and reduced lunch population.

SCHOLARTRACK REGISTRATION: Defined as the percentage of high school Scholars who are required to participate in the Scholar Success Program (graduation classes of 2017, 2018, and 2019) who have registered for a ScholarTrack account.

SCHOLAR SUCCESS PROGRAM COMPLETION: Defined as the percentage of high school Scholars who are required to participate in the Scholar Success Program who have completed all required Scholar Success Program activities during their respective cohort year.

ACADEMIC PERFORMANCE: Defined as the percentage of senior Scholars (class of 2015) who achieved a minimum GPA of 2.5 or higher

FAFSA COMPLETION: Defined as the percentage of high school senior Scholars (class of 2015) who filed the Free Application for Federal Student Aid (FAFSA) by the state deadline of March 10, 2015

Scholars.IN.gov



A program of the Indiana Commission for Higher Education

2014-2015 SCHOLAR OUTREACH SCORECARD

TURKEY RUN COMMUNITY SCH CORP

	Local Scholars	All Scholars
Student Enrollment Eligible students enrolled in the Scholars program by June 30th of their 8th grade year	71%	41%
ScholarTrack Registration Scholars who have a ScholarTrack account that records their completion of Scholar Success Program requirements	97%	49%
Scholar Success Program Completion Scholars completing all required Scholar Success Program activities for their grade level	63%	26%
Academic Performance Scholar earning at least the minimum cumulative 2.5 GPA required to earn the 21st Century Scholarship	53%	62%
FAFSA Completion Scholars filing the Free Application for Federal Student Aid (FAFSA) by March 10th of their high school senior year	73%	74%

N/A indicates that a value could not be calculated due to inapplicability of data, or because the denominator was zero.

STUDENT ENROLLMENT: Defined as the percentage of eligible 8th grade students who are enrolled in the Scholars program as a percentage of the total of 8th grade Free and Reduced Lunch Program population for the 2014-2015 academic year. Field may be listed as 'N/A' due to unavailability of Free and Reduced Lunch data. Similarly, enrollment may exceed 100% for schools in which the Scholar population exceeds that eighth grade free and reduced lunch population.

SCHOLARTRACK REGISTRATION: Defined as the percentage of high school Scholars who are required to participate in the Scholar Success Program (graduation classes of 2017, 2018, and 2019) who have registered for a ScholarTrack account.

SCHOLAR SUCCESS PROGRAM COMPLETION: Defined as the percentage of high school Scholars who are required to participate in the Scholar Success Program who have completed all required Scholar Success Program activities during their respective cohort year.

ACADEMIC PERFORMANCE: Defined as the percentage of senior Scholars (class of 2015) who achieved a minimum GPA of 2.5 or higher

FAFSA COMPLETION: Defined as the percentage of high school senior Scholars (class of 2015) who filed the Free Application for Federal Student Aid (FAFSA) by the state deadline of March 10, 2015

Scholars.IN.gov



2014-2015 SCHOLAR OUTREACH SCORECARD

TWIN LAKES SCHOOL CORP

	Local Scholars	All Scholars
Student Enrollment Eligible students enrolled in the Scholars program by June 30th of their 8th grade year	N/A	41%
ScholarTrack Registration Scholars who have a ScholarTrack account that records their completion of Scholar Success Program requirements	37%	49%
Scholar Success Program Completion Scholars completing all required Scholar Success Program activities for their grade level	19%	26%
Academic Performance Scholar earning at least the minimum cumulative 2.5 GPA required to earn the 21st Century Scholarship	76%	62%
FAFSA Completion Scholars filing the Free Application for Federal Student Aid (FAFSA) by March 10th of their high school senior year	74%	74%

N/A indicates that a value could not be calculated due to inapplicability of data, or because the denominator was zero.

STUDENT ENROLLMENT: Defined as the percentage of eligible 8th grade students who are enrolled in the Scholars program as a percentage of the total of 8th grade Free and Reduced Lunch Program population for the 2014-2015 academic year. Field may be listed as 'N/A' due to unavailability of Free and Reduced Lunch data. Similarly, enrollment may exceed 100% for schools in which the Scholar population exceeds that eighth grade free and reduced lunch population.

SCHOLARTRACK REGISTRATION: Defined as the percentage of high school Scholars who are required to participate in the Scholar Success Program (graduation classes of 2017, 2018, and 2019) who have registered for a ScholarTrack account.

SCHOLAR SUCCESS PROGRAM COMPLETION: Defined as the percentage of high school Scholars who are required to participate in the Scholar Success Program who have completed all required Scholar Success Program activities during their respective cohort year.

ACADEMIC PERFORMANCE: Defined as the percentage of senior Scholars (class of 2015) who achieved a minimum GPA of 2.5 or higher

FAFSA COMPLETION: Defined as the percentage of high school senior Scholars (class of 2015) who filed the Free Application for Federal Student Aid (FAFSA) by the state deadline of March 10, 2015

Scholars.IN.gov



2014-2015 SCHOLAR OUTREACH SCORECARD

UNION CO CORNER JOINT SCH DIST

	Local Scholars	All Scholars
Student Enrollment Eligible students enrolled in the Scholars program by June 30th of their 8th grade year	N/A	41%
ScholarTrack Registration Scholars who have a ScholarTrack account that records their completion of Scholar Success Program requirements	43%	49%
Scholar Success Program Completion Scholars completing all required Scholar Success Program activities for their grade level	18%	26%
Academic Performance Scholar earning at least the minimum cumulative 2.5 GPA required to earn the 21st Century Scholarship	61%	62%
FAFSA Completion Scholars filing the Free Application for Federal Student Aid (FAFSA) by March 10th of their high school senior year	65%	74%

N/A indicates that a value could not be calculated due to inapplicability of data, or because the denominator was zero.

STUDENT ENROLLMENT: Defined as the percentage of eligible 8th grade students who are enrolled in the Scholars program as a percentage of the total of 8th grade Free and Reduced Lunch Program population for the 2014-2015 academic year. Field may be listed as 'N/A' due to unavailability of Free and Reduced Lunch data. Similarly, enrollment may exceed 100% for schools in which the Scholar population exceeds that eighth grade free and reduced lunch population.

SCHOLARTRACK REGISTRATION: Defined as the percentage of high school Scholars who are required to participate in the Scholar Success Program (graduation classes of 2017, 2018, and 2019) who have registered for a ScholarTrack account.

SCHOLAR SUCCESS PROGRAM COMPLETION: Defined as the percentage of high school Scholars who are required to participate in the Scholar Success Program who have completed all required Scholar Success Program activities during their respective cohort year.

ACADEMIC PERFORMANCE: Defined as the percentage of senior Scholars (class of 2015) who achieved a minimum GPA of 2.5 or higher

FAFSA COMPLETION: Defined as the percentage of high school senior Scholars (class of 2015) who filed the Free Application for Federal Student Aid (FAFSA) by the state deadline of March 10, 2015

Scholars.IN.gov



A program of the Indiana Commission for Higher Education

2014-2015 SCHOLAR OUTREACH SCORECARD

UNION SCHOOL CORPORATION

	Local Scholars	All Scholars
Student Enrollment Eligible students enrolled in the Scholars program by June 30th of their 8th grade year	33%	41%
ScholarTrack Registration Scholars who have a ScholarTrack account that records their completion of Scholar Success Program requirements	54%	49%
Scholar Success Program Completion Scholars completing all required Scholar Success Program activities for their grade level	8%	26%
Academic Performance Scholar earning at least the minimum cumulative 2.5 GPA required to earn the 21st Century Scholarship	50%	62%
FAFSA Completion Scholars filing the Free Application for Federal Student Aid (FAFSA) by March 10th of their high school senior year	57%	74%

N/A indicates that a value could not be calculated due to inapplicability of data, or because the denominator was zero.

STUDENT ENROLLMENT: Defined as the percentage of eligible 8th grade students who are enrolled in the Scholars program as a percentage of the total of 8th grade Free and Reduced Lunch Program population for the 2014-2015 academic year. Field may be listed as 'N/A' due to unavailability of Free and Reduced Lunch data. Similarly, enrollment may exceed 100% for schools in which the Scholar population exceeds that eighth grade free and reduced lunch population.

SCHOLARTRACK REGISTRATION: Defined as the percentage of high school Scholars who are required to participate in the Scholar Success Program (graduation classes of 2017, 2018, and 2019) who have registered for a ScholarTrack account.

SCHOLAR SUCCESS PROGRAM COMPLETION: Defined as the percentage of high school Scholars who are required to participate in the Scholar Success Program who have completed all required Scholar Success Program activities during their respective cohort year.

ACADEMIC PERFORMANCE: Defined as the percentage of senior Scholars (class of 2015) who achieved a minimum GPA of 2.5 or higher

FAFSA COMPLETION: Defined as the percentage of high school senior Scholars (class of 2015) who filed the Free Application for Federal Student Aid (FAFSA) by the state deadline of March 10, 2015

Scholars.IN.gov



2014-2015 SCHOLAR OUTREACH SCORECARD

UNION TOWNSHIP SCHOOL CORP

	Local Scholars	All Scholars
Student Enrollment Eligible students enrolled in the Scholars program by June 30th of their 8th grade year	N/A	41%
ScholarTrack Registration Scholars who have a ScholarTrack account that records their completion of Scholar Success Program requirements	57%	49%
Scholar Success Program Completion Scholars completing all required Scholar Success Program activities for their grade level	33%	26%
Academic Performance Scholar earning at least the minimum cumulative 2.5 GPA required to earn the 21st Century Scholarship	29%	62%
FAFSA Completion Scholars filing the Free Application for Federal Student Aid (FAFSA) by March 10th of their high school senior year	50%	74%

N/A indicates that a value could not be calculated due to inapplicability of data, or because the denominator was zero.

STUDENT ENROLLMENT: Defined as the percentage of eligible 8th grade students who are enrolled in the Scholars program as a percentage of the total of 8th grade Free and Reduced Lunch Program population for the 2014-2015 academic year. Field may be listed as 'N/A' due to unavailability of Free and Reduced Lunch data. Similarly, enrollment may exceed 100% for schools in which the Scholar population exceeds that eighth grade free and reduced lunch population.

SCHOLARTRACK REGISTRATION: Defined as the percentage of high school Scholars who are required to participate in the Scholar Success Program (graduation classes of 2017, 2018, and 2019) who have registered for a ScholarTrack account.

SCHOLAR SUCCESS PROGRAM COMPLETION: Defined as the percentage of high school Scholars who are required to participate in the Scholar Success Program who have completed all required Scholar Success Program activities during their respective cohort year.

ACADEMIC PERFORMANCE: Defined as the percentage of senior Scholars (class of 2015) who achieved a minimum GPA of 2.5 or higher

FAFSA COMPLETION: Defined as the percentage of high school senior Scholars (class of 2015) who filed the Free Application for Federal Student Aid (FAFSA) by the state deadline of March 10, 2015

Scholars.IN.gov



A program of the Indiana Commission for Higher Education

2014-2015 SCHOLAR OUTREACH SCORECARD

UNION-NORTH UNITED SCHOOL CORP

	Local Scholars	All Scholars
Student Enrollment Eligible students enrolled in the Scholars program by June 30th of their 8th grade year	16%	41%
ScholarTrack Registration Scholars who have a ScholarTrack account that records their completion of Scholar Success Program requirements	35%	49%
Scholar Success Program Completion Scholars completing all required Scholar Success Program activities for their grade level	15%	26%
Academic Performance Scholar earning at least the minimum cumulative 2.5 GPA required to earn the 21st Century Scholarship	67%	62%
FAFSA Completion Scholars filing the Free Application for Federal Student Aid (FAFSA) by March 10th of their high school senior year	72%	74%

N/A indicates that a value could not be calculated due to inapplicability of data, or because the denominator was zero.

STUDENT ENROLLMENT: Defined as the percentage of eligible 8th grade students who are enrolled in the Scholars program as a percentage of the total of 8th grade Free and Reduced Lunch Program population for the 2014-2015 academic year. Field may be listed as 'N/A' due to unavailability of Free and Reduced Lunch data. Similarly, enrollment may exceed 100% for schools in which the Scholar population exceeds that eighth grade free and reduced lunch population.

SCHOLARTRACK REGISTRATION: Defined as the percentage of high school Scholars who are required to participate in the Scholar Success Program (graduation classes of 2017, 2018, and 2019) who have registered for a ScholarTrack account.

SCHOLAR SUCCESS PROGRAM COMPLETION: Defined as the percentage of high school Scholars who are required to participate in the Scholar Success Program who have completed all required Scholar Success Program activities during their respective cohort year.

ACADEMIC PERFORMANCE: Defined as the percentage of senior Scholars (class of 2015) who achieved a minimum GPA of 2.5 or higher

FAFSA COMPLETION: Defined as the percentage of high school senior Scholars (class of 2015) who filed the Free Application for Federal Student Aid (FAFSA) by the state deadline of March 10, 2015

Scholars.IN.gov



A program of the Indiana Commission for Higher Education

2014-2015 SCHOLAR OUTREACH SCORECARD

UNIVERSITY HEIGHTS PREPARATORY ACD

	Local Scholars	All Scholars
Student Enrollment Eligible students enrolled in the Scholars program by June 30th of their 8th grade year	17%	41%
ScholarTrack Registration Scholars who have a ScholarTrack account that records their completion of Scholar Success Program requirements	19%	49%
Scholar Success Program Completion Scholars completing all required Scholar Success Program activities for their grade level	4%	26%
Academic Performance Scholar earning at least the minimum cumulative 2.5 GPA required to earn the 21st Century Scholarship	0%	62%
FAFSA Completion Scholars filing the Free Application for Federal Student Aid (FAFSA) by March 10th of their high school senior year	46%	74%

N/A indicates that a value could not be calculated due to inapplicability of data, or because the denominator was zero.

STUDENT ENROLLMENT: Defined as the percentage of eligible 8th grade students who are enrolled in the Scholars program as a percentage of the total of 8th grade Free and Reduced Lunch Program population for the 2014-2015 academic year. Field may be listed as 'N/A' due to unavailability of Free and Reduced Lunch data. Similarly, enrollment may exceed 100% for schools in which the Scholar population exceeds that eighth grade free and reduced lunch population.

SCHOLARTRACK REGISTRATION: Defined as the percentage of high school Scholars who are required to participate in the Scholar Success Program (graduation classes of 2017, 2018, and 2019) who have registered for a ScholarTrack account.

SCHOLAR SUCCESS PROGRAM COMPLETION: Defined as the percentage of high school Scholars who are required to participate in the Scholar Success Program who have completed all required Scholar Success Program activities during their respective cohort year.

ACADEMIC PERFORMANCE: Defined as the percentage of senior Scholars (class of 2015) who achieved a minimum GPA of 2.5 or higher

FAFSA COMPLETION: Defined as the percentage of high school senior Scholars (class of 2015) who filed the Free Application for Federal Student Aid (FAFSA) by the state deadline of March 10, 2015

Scholars.IN.gov



A program of the Indiana Commission for Higher Education

2014-2015 SCHOLAR OUTREACH SCORECARD

VALPARAISO COMMUNITY SCHOOLS

	Local Scholars	All Scholars
Student Enrollment Eligible students enrolled in the Scholars program by June 30th of their 8th grade year	N/A	41%
ScholarTrack Registration Scholars who have a ScholarTrack account that records their completion of Scholar Success Program requirements	37%	49%
Scholar Success Program Completion Scholars completing all required Scholar Success Program activities for their grade level	21%	26%
Academic Performance Scholar earning at least the minimum cumulative 2.5 GPA required to earn the 21st Century Scholarship	71%	62%
FAFSA Completion Scholars filing the Free Application for Federal Student Aid (FAFSA) by March 10th of their high school senior year	72%	74%

N/A indicates that a value could not be calculated due to inapplicability of data, or because the denominator was zero.

STUDENT ENROLLMENT: Defined as the percentage of eligible 8th grade students who are enrolled in the Scholars program as a percentage of the total of 8th grade Free and Reduced Lunch Program population for the 2014-2015 academic year. Field may be listed as 'N/A' due to unavailability of Free and Reduced Lunch data. Similarly, enrollment may exceed 100% for schools in which the Scholar population exceeds that eighth grade free and reduced lunch population.

SCHOLARTRACK REGISTRATION: Defined as the percentage of high school Scholars who are required to participate in the Scholar Success Program (graduation classes of 2017, 2018, and 2019) who have registered for a ScholarTrack account.

SCHOLAR SUCCESS PROGRAM COMPLETION: Defined as the percentage of high school Scholars who are required to participate in the Scholar Success Program who have completed all required Scholar Success Program activities during their respective cohort year.

ACADEMIC PERFORMANCE: Defined as the percentage of senior Scholars (class of 2015) who achieved a minimum GPA of 2.5 or higher

FAFSA COMPLETION: Defined as the percentage of high school senior Scholars (class of 2015) who filed the Free Application for Federal Student Aid (FAFSA) by the state deadline of March 10, 2015

Scholars.IN.gov



A program of the Indiana Commission for Higher Education

2014-2015 SCHOLAR OUTREACH SCORECARD

VERITAS ACADEMY

	Local Scholars	All Scholars
Student Enrollment Eligible students enrolled in the Scholars program by June 30th of their 8th grade year	76%	41%
ScholarTrack Registration Scholars who have a ScholarTrack account that records their completion of Scholar Success Program requirements	N/A	49%
Scholar Success Program Completion Scholars completing all required Scholar Success Program activities for their grade level	N/A	26%
Academic Performance Scholar earning at least the minimum cumulative 2.5 GPA required to earn the 21st Century Scholarship	N/A	62%
FAFSA Completion Scholars filing the Free Application for Federal Student Aid (FAFSA) by March 10th of their high school senior year	N/A	74%

N/A indicates that a value could not be calculated due to inapplicability of data, or because the denominator was zero.

STUDENT ENROLLMENT: Defined as the percentage of eligible 8th grade students who are enrolled in the Scholars program as a percentage of the total of 8th grade Free and Reduced Lunch Program population for the 2014-2015 academic year. Field may be listed as 'N/A' due to unavailability of Free and Reduced Lunch data. Similarly, enrollment may exceed 100% for schools in which the Scholar population exceeds that eighth grade free and reduced lunch population.

SCHOLARTRACK REGISTRATION: Defined as the percentage of high school Scholars who are required to participate in the Scholar Success Program (graduation classes of 2017, 2018, and 2019) who have registered for a ScholarTrack account.

SCHOLAR SUCCESS PROGRAM COMPLETION: Defined as the percentage of high school Scholars who are required to participate in the Scholar Success Program who have completed all required Scholar Success Program activities during their respective cohort year.

ACADEMIC PERFORMANCE: Defined as the percentage of senior Scholars (class of 2015) who achieved a minimum GPA of 2.5 or higher

FAFSA COMPLETION: Defined as the percentage of high school senior Scholars (class of 2015) who filed the Free Application for Federal Student Aid (FAFSA) by the state deadline of March 10, 2015

Scholars.IN.gov



A program of the Indiana Commission for Higher Education

2014-2015 SCHOLAR OUTREACH SCORECARD

VIGO COUNTY SCHOOL CORP

	Local Scholars	All Scholars
Student Enrollment Eligible students enrolled in the Scholars program by June 30th of their 8th grade year	N/A	41%
ScholarTrack Registration Scholars who have a ScholarTrack account that records their completion of Scholar Success Program requirements	53%	49%
Scholar Success Program Completion Scholars completing all required Scholar Success Program activities for their grade level	24%	26%
Academic Performance Scholar earning at least the minimum cumulative 2.5 GPA required to earn the 21st Century Scholarship	67%	62%
FAFSA Completion Scholars filing the Free Application for Federal Student Aid (FAFSA) by March 10th of their high school senior year	77%	74%

N/A indicates that a value could not be calculated due to inapplicability of data, or because the denominator was zero.

STUDENT ENROLLMENT: Defined as the percentage of eligible 8th grade students who are enrolled in the Scholars program as a percentage of the total of 8th grade Free and Reduced Lunch Program population for the 2014-2015 academic year. Field may be listed as 'N/A' due to unavailability of Free and Reduced Lunch data. Similarly, enrollment may exceed 100% for schools in which the Scholar population exceeds that eighth grade free and reduced lunch population.

SCHOLARTRACK REGISTRATION: Defined as the percentage of high school Scholars who are required to participate in the Scholar Success Program (graduation classes of 2017, 2018, and 2019) who have registered for a ScholarTrack account.

SCHOLAR SUCCESS PROGRAM COMPLETION: Defined as the percentage of high school Scholars who are required to participate in the Scholar Success Program who have completed all required Scholar Success Program activities during their respective cohort year.

ACADEMIC PERFORMANCE: Defined as the percentage of senior Scholars (class of 2015) who achieved a minimum GPA of 2.5 or higher

FAFSA COMPLETION: Defined as the percentage of high school senior Scholars (class of 2015) who filed the Free Application for Federal Student Aid (FAFSA) by the state deadline of March 10, 2015

Scholars.IN.gov



A program of the Indiana Commission for Higher Education

2014-2015 SCHOLAR OUTREACH SCORECARD

VINCENNES COMMUNITY SCH CORP

	Local Scholars	All Scholars
Student Enrollment Eligible students enrolled in the Scholars program by June 30th of their 8th grade year	N/A	41%
ScholarTrack Registration Scholars who have a ScholarTrack account that records their completion of Scholar Success Program requirements	63%	49%
Scholar Success Program Completion Scholars completing all required Scholar Success Program activities for their grade level	24%	26%
Academic Performance Scholar earning at least the minimum cumulative 2.5 GPA required to earn the 21st Century Scholarship	80%	62%
FAFSA Completion Scholars filing the Free Application for Federal Student Aid (FAFSA) by March 10th of their high school senior year	67%	74%

N/A indicates that a value could not be calculated due to inapplicability of data, or because the denominator was zero.

STUDENT ENROLLMENT: Defined as the percentage of eligible 8th grade students who are enrolled in the Scholars program as a percentage of the total of 8th grade Free and Reduced Lunch Program population for the 2014-2015 academic year. Field may be listed as 'N/A' due to unavailability of Free and Reduced Lunch data. Similarly, enrollment may exceed 100% for schools in which the Scholar population exceeds that eighth grade free and reduced lunch population.

SCHOLARTRACK REGISTRATION: Defined as the percentage of high school Scholars who are required to participate in the Scholar Success Program (graduation classes of 2017, 2018, and 2019) who have registered for a ScholarTrack account.

SCHOLAR SUCCESS PROGRAM COMPLETION: Defined as the percentage of high school Scholars who are required to participate in the Scholar Success Program who have completed all required Scholar Success Program activities during their respective cohort year.

ACADEMIC PERFORMANCE: Defined as the percentage of senior Scholars (class of 2015) who achieved a minimum GPA of 2.5 or higher

FAFSA COMPLETION: Defined as the percentage of high school senior Scholars (class of 2015) who filed the Free Application for Federal Student Aid (FAFSA) by the state deadline of March 10, 2015

Scholars.IN.gov



A program of the Indiana Commission for Higher Education

2014-2015 SCHOLAR OUTREACH SCORECARD

WABASH CITY SCHOOLS

	Local Scholars	All Scholars
Student Enrollment Eligible students enrolled in the Scholars program by June 30th of their 8th grade year	N/A	41%
ScholarTrack Registration Scholars who have a ScholarTrack account that records their completion of Scholar Success Program requirements	92%	49%
Scholar Success Program Completion Scholars completing all required Scholar Success Program activities for their grade level	90%	26%
Academic Performance Scholar earning at least the minimum cumulative 2.5 GPA required to earn the 21st Century Scholarship	56%	62%
FAFSA Completion Scholars filing the Free Application for Federal Student Aid (FAFSA) by March 10th of their high school senior year	76%	74%

N/A indicates that a value could not be calculated due to inapplicability of data, or because the denominator was zero.

STUDENT ENROLLMENT: Defined as the percentage of eligible 8th grade students who are enrolled in the Scholars program as a percentage of the total of 8th grade Free and Reduced Lunch Program population for the 2014-2015 academic year. Field may be listed as 'N/A' due to unavailability of Free and Reduced Lunch data. Similarly, enrollment may exceed 100% for schools in which the Scholar population exceeds that eighth grade free and reduced lunch population.

SCHOLARTRACK REGISTRATION: Defined as the percentage of high school Scholars who are required to participate in the Scholar Success Program (graduation classes of 2017, 2018, and 2019) who have registered for a ScholarTrack account.

SCHOLAR SUCCESS PROGRAM COMPLETION: Defined as the percentage of high school Scholars who are required to participate in the Scholar Success Program who have completed all required Scholar Success Program activities during their respective cohort year.

ACADEMIC PERFORMANCE: Defined as the percentage of senior Scholars (class of 2015) who achieved a minimum GPA of 2.5 or higher

FAFSA COMPLETION: Defined as the percentage of high school senior Scholars (class of 2015) who filed the Free Application for Federal Student Aid (FAFSA) by the state deadline of March 10, 2015

Scholars.IN.gov



A program of the Indiana Commission for Higher Education

2014-2015 SCHOLAR OUTREACH SCORECARD

WA-NEE COMMUNITY SCHOOLS

	Local Scholars	All Scholars
Student Enrollment Eligible students enrolled in the Scholars program by June 30th of their 8th grade year	58%	41%
ScholarTrack Registration Scholars who have a ScholarTrack account that records their completion of Scholar Success Program requirements	28%	49%
Scholar Success Program Completion Scholars completing all required Scholar Success Program activities for their grade level	13%	26%
Academic Performance Scholar earning at least the minimum cumulative 2.5 GPA required to earn the 21st Century Scholarship	69%	62%
FAFSA Completion Scholars filing the Free Application for Federal Student Aid (FAFSA) by March 10th of their high school senior year	64%	74%

N/A indicates that a value could not be calculated due to inapplicability of data, or because the denominator was zero.

STUDENT ENROLLMENT: Defined as the percentage of eligible 8th grade students who are enrolled in the Scholars program as a percentage of the total of 8th grade Free and Reduced Lunch Program population for the 2014-2015 academic year. Field may be listed as 'N/A' due to unavailability of Free and Reduced Lunch data. Similarly, enrollment may exceed 100% for schools in which the Scholar population exceeds that eighth grade free and reduced lunch population.

SCHOLARTRACK REGISTRATION: Defined as the percentage of high school Scholars who are required to participate in the Scholar Success Program (graduation classes of 2017, 2018, and 2019) who have registered for a ScholarTrack account.

SCHOLAR SUCCESS PROGRAM COMPLETION: Defined as the percentage of high school Scholars who are required to participate in the Scholar Success Program who have completed all required Scholar Success Program activities during their respective cohort year.

ACADEMIC PERFORMANCE: Defined as the percentage of senior Scholars (class of 2015) who achieved a minimum GPA of 2.5 or higher

FAFSA COMPLETION: Defined as the percentage of high school senior Scholars (class of 2015) who filed the Free Application for Federal Student Aid (FAFSA) by the state deadline of March 10, 2015

Scholars.IN.gov



A program of the Indiana Commission for Higher Education

2014-2015 SCHOLAR OUTREACH SCORECARD

WARRICK COUNTY SCHOOL CORP

	Local Scholars	All Scholars
Student Enrollment Eligible students enrolled in the Scholars program by June 30th of their 8th grade year	34%	41%
ScholarTrack Registration Scholars who have a ScholarTrack account that records their completion of Scholar Success Program requirements	66%	49%
Scholar Success Program Completion Scholars completing all required Scholar Success Program activities for their grade level	37%	26%
Academic Performance Scholar earning at least the minimum cumulative 2.5 GPA required to earn the 21st Century Scholarship	61%	62%
FAFSA Completion Scholars filing the Free Application for Federal Student Aid (FAFSA) by March 10th of their high school senior year	75%	74%

N/A indicates that a value could not be calculated due to inapplicability of data, or because the denominator was zero.

STUDENT ENROLLMENT: Defined as the percentage of eligible 8th grade students who are enrolled in the Scholars program as a percentage of the total of 8th grade Free and Reduced Lunch Program population for the 2014-2015 academic year. Field may be listed as 'N/A' due to unavailability of Free and Reduced Lunch data. Similarly, enrollment may exceed 100% for schools in which the Scholar population exceeds that eighth grade free and reduced lunch population.

SCHOLARTRACK REGISTRATION: Defined as the percentage of high school Scholars who are required to participate in the Scholar Success Program (graduation classes of 2017, 2018, and 2019) who have registered for a ScholarTrack account.

SCHOLAR SUCCESS PROGRAM COMPLETION: Defined as the percentage of high school Scholars who are required to participate in the Scholar Success Program who have completed all required Scholar Success Program activities during their respective cohort year.

ACADEMIC PERFORMANCE: Defined as the percentage of senior Scholars (class of 2015) who achieved a minimum GPA of 2.5 or higher

FAFSA COMPLETION: Defined as the percentage of high school senior Scholars (class of 2015) who filed the Free Application for Federal Student Aid (FAFSA) by the state deadline of March 10, 2015

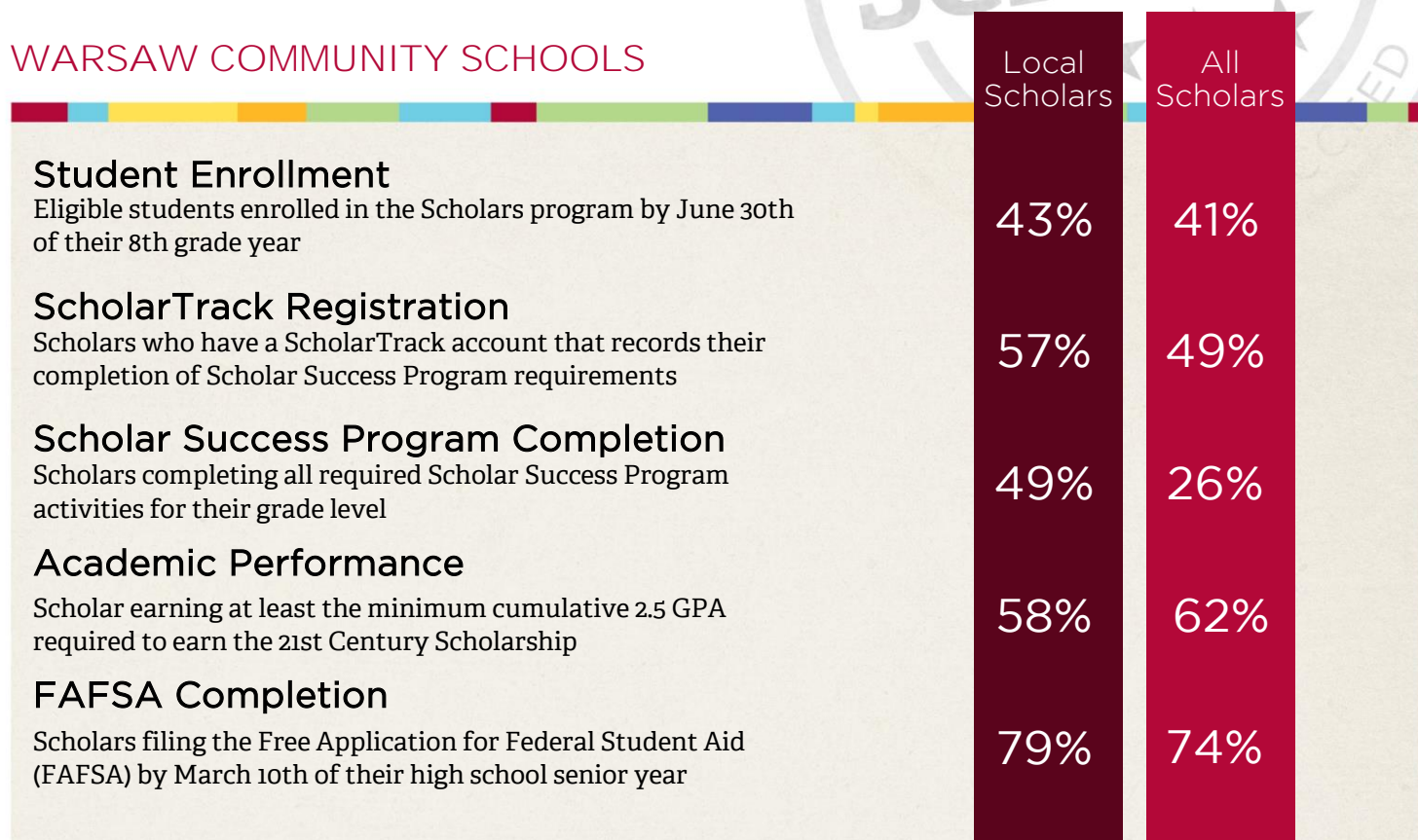
Scholars.IN.gov



A program of the Indiana Commission for Higher Education

2014-2015 SCHOLAR OUTREACH SCORECARD

WARSAW COMMUNITY SCHOOLS



N/A indicates that a value could not be calculated due to inapplicability of data, or because the denominator was zero.

STUDENT ENROLLMENT: Defined as the percentage of eligible 8th grade students who are enrolled in the Scholars program as a percentage of the total of 8th grade Free and Reduced Lunch Program population for the 2014-2015 academic year. Field may be listed as 'N/A' due to unavailability of Free and Reduced Lunch data. Similarly, enrollment may exceed 100% for schools in which the Scholar population exceeds that eighth grade free and reduced lunch population.

SCHOLARTRACK REGISTRATION: Defined as the percentage of high school Scholars who are required to participate in the Scholar Success Program (graduation classes of 2017, 2018, and 2019) who have registered for a ScholarTrack account.

SCHOLAR SUCCESS PROGRAM COMPLETION: Defined as the percentage of high school Scholars who are required to participate in the Scholar Success Program who have completed all required Scholar Success Program activities during their respective cohort year.

ACADEMIC PERFORMANCE: Defined as the percentage of senior Scholars (class of 2015) who achieved a minimum GPA of 2.5 or higher

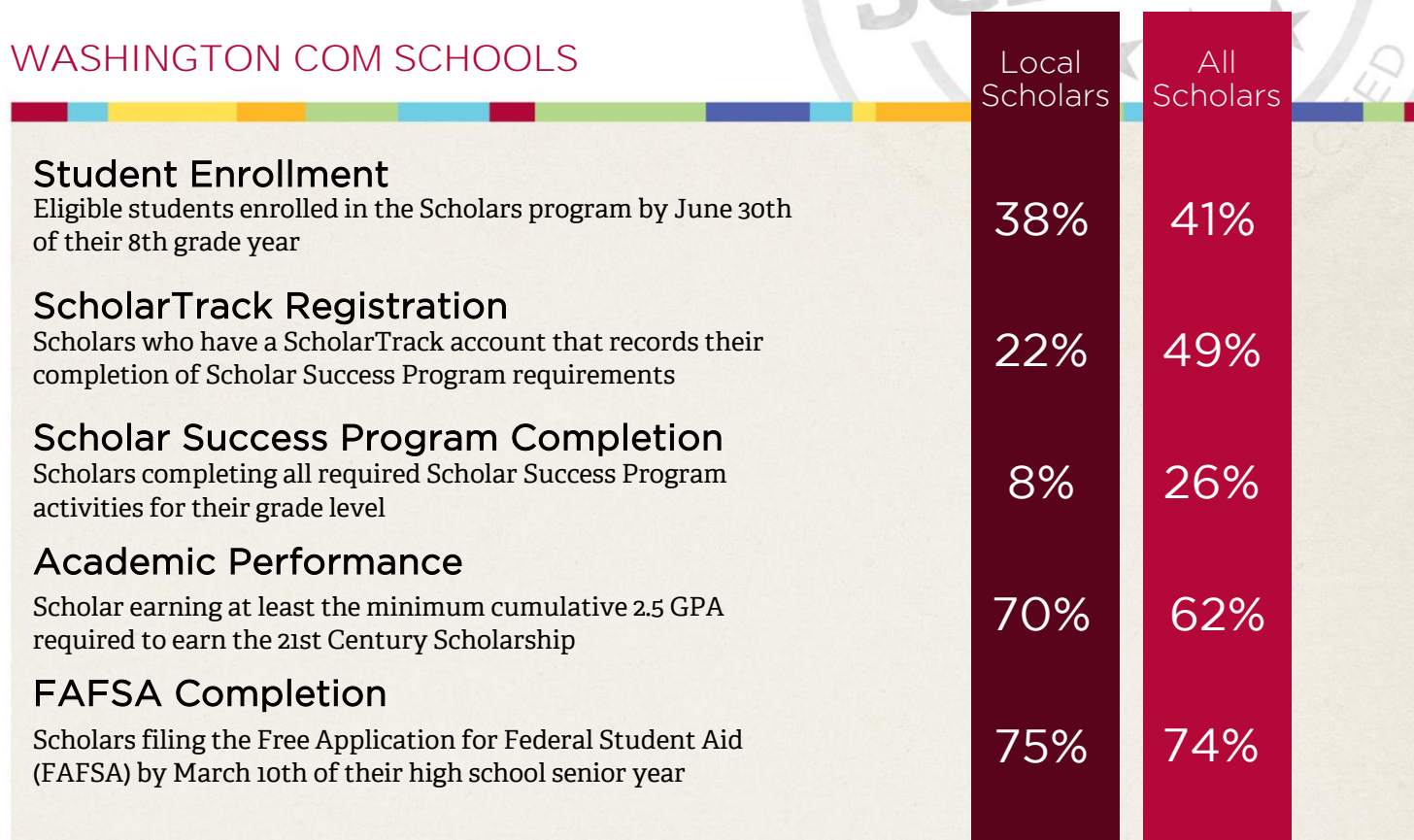
FAFSA COMPLETION: Defined as the percentage of high school senior Scholars (class of 2015) who filed the Free Application for Federal Student Aid (FAFSA) by the state deadline of March 10, 2015

Scholars.IN.gov



2014-2015 SCHOLAR OUTREACH SCORECARD

WASHINGTON COM SCHOOLS



N/A indicates that a value could not be calculated due to inapplicability of data, or because the denominator was zero.

STUDENT ENROLLMENT: Defined as the percentage of eligible 8th grade students who are enrolled in the Scholars program as a percentage of the total of 8th grade Free and Reduced Lunch Program population for the 2014-2015 academic year. Field may be listed as 'N/A' due to unavailability of Free and Reduced Lunch data. Similarly, enrollment may exceed 100% for schools in which the Scholar population exceeds that eighth grade free and reduced lunch population.

SCHOLARTRACK REGISTRATION: Defined as the percentage of high school Scholars who are required to participate in the Scholar Success Program (graduation classes of 2017, 2018, and 2019) who have registered for a ScholarTrack account.

SCHOLAR SUCCESS PROGRAM COMPLETION: Defined as the percentage of high school Scholars who are required to participate in the Scholar Success Program who have completed all required Scholar Success Program activities during their respective cohort year.

ACADEMIC PERFORMANCE: Defined as the percentage of senior Scholars (class of 2015) who achieved a minimum GPA of 2.5 or higher

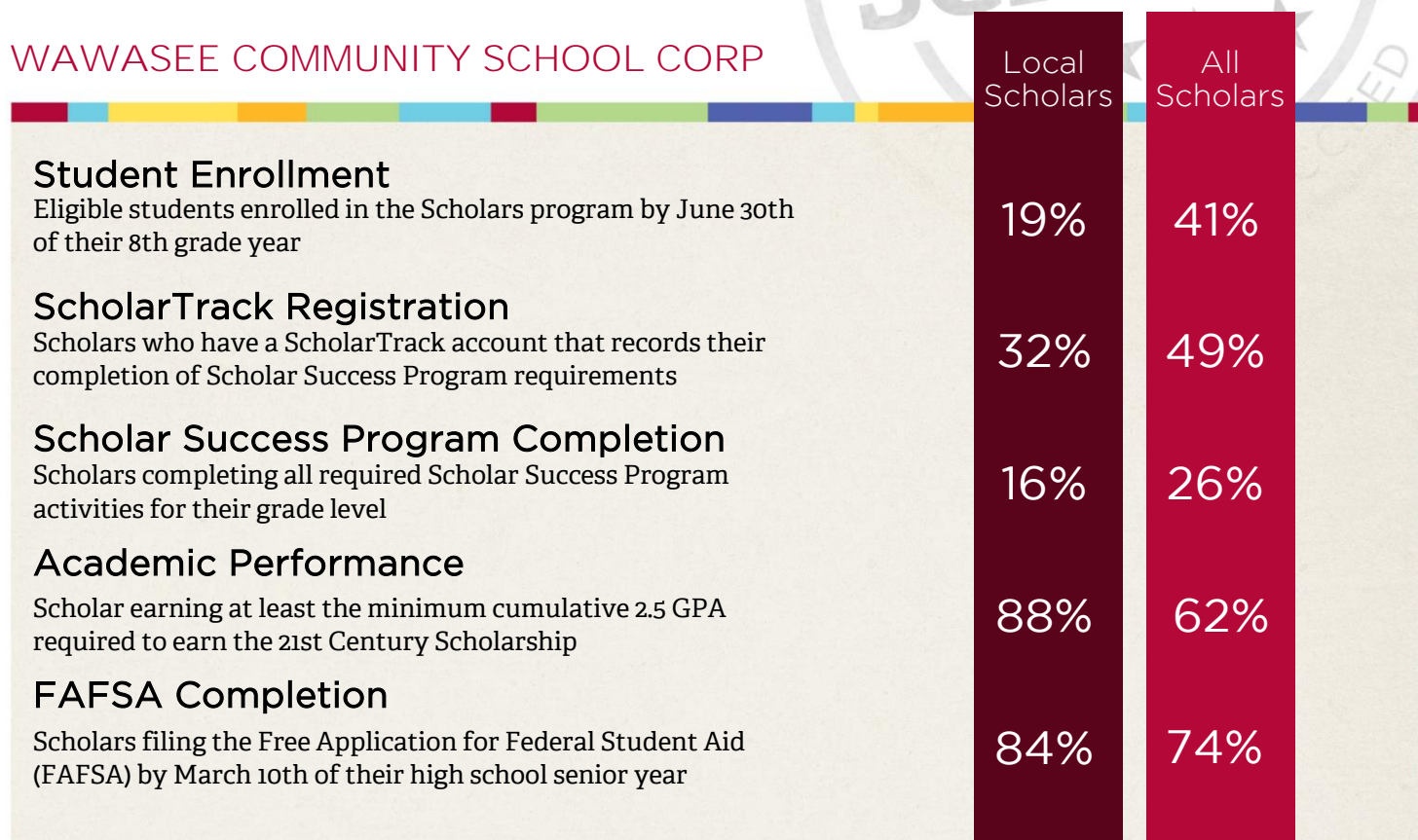
FAFSA COMPLETION: Defined as the percentage of high school senior Scholars (class of 2015) who filed the Free Application for Federal Student Aid (FAFSA) by the state deadline of March 10, 2015

Scholars.IN.gov



2014-2015 SCHOLAR OUTREACH SCORECARD

WAWASEE COMMUNITY SCHOOL CORP



N/A indicates that a value could not be calculated due to inapplicability of data, or because the denominator was zero.

STUDENT ENROLLMENT: Defined as the percentage of eligible 8th grade students who are enrolled in the Scholars program as a percentage of the total of 8th grade Free and Reduced Lunch Program population for the 2014-2015 academic year. Field may be listed as 'N/A' due to unavailability of Free and Reduced Lunch data. Similarly, enrollment may exceed 100% for schools in which the Scholar population exceeds that eighth grade free and reduced lunch population.

SCHOLARTRACK REGISTRATION: Defined as the percentage of high school Scholars who are required to participate in the Scholar Success Program (graduation classes of 2017, 2018, and 2019) who have registered for a ScholarTrack account.

SCHOLAR SUCCESS PROGRAM COMPLETION: Defined as the percentage of high school Scholars who are required to participate in the Scholar Success Program who have completed all required Scholar Success Program activities during their respective cohort year.

ACADEMIC PERFORMANCE: Defined as the percentage of senior Scholars (class of 2015) who achieved a minimum GPA of 2.5 or higher

FAFSA COMPLETION: Defined as the percentage of high school senior Scholars (class of 2015) who filed the Free Application for Federal Student Aid (FAFSA) by the state deadline of March 10, 2015

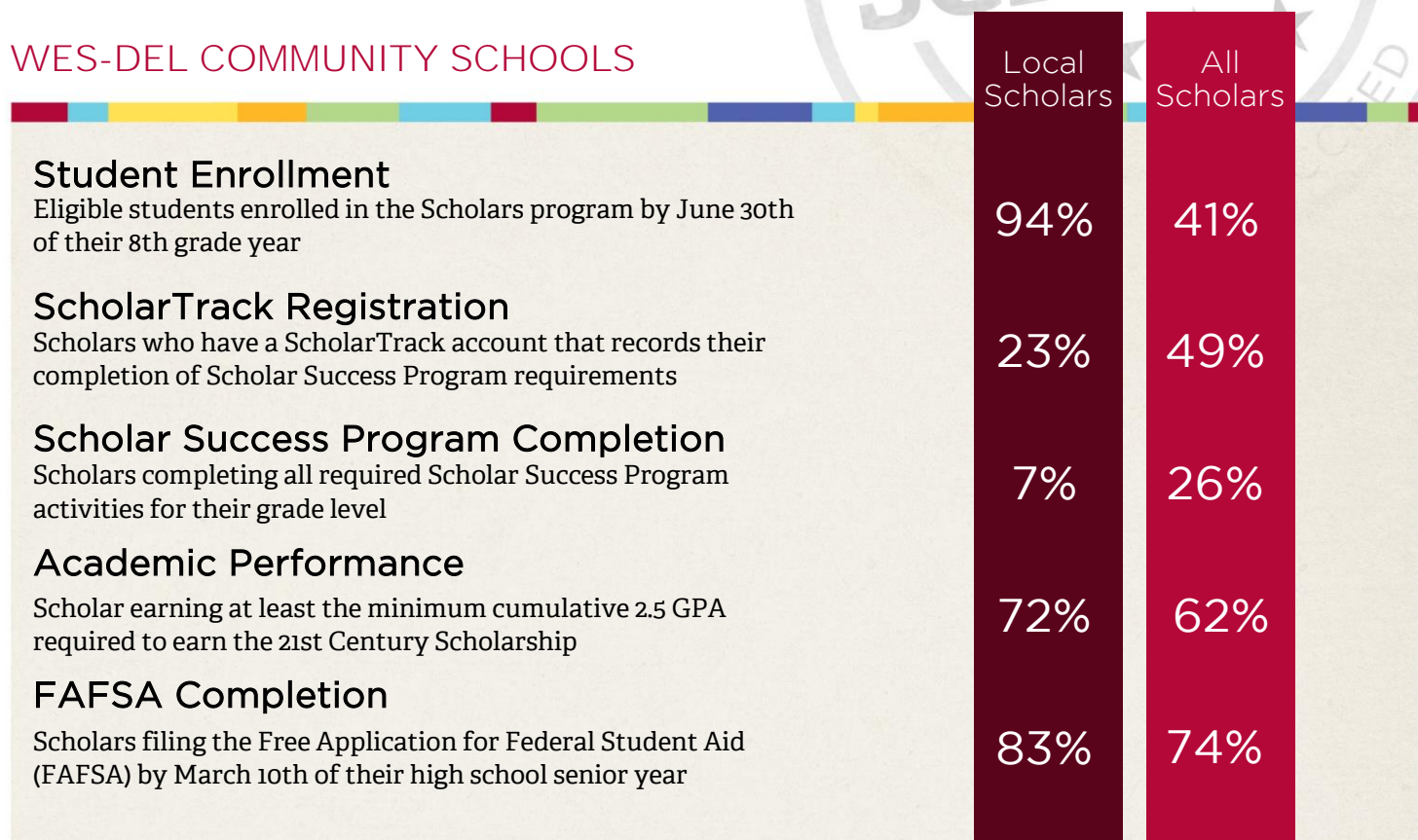
Scholars.IN.gov



A program of the Indiana Commission for Higher Education

2014-2015 SCHOLAR OUTREACH SCORECARD

WES-DEL COMMUNITY SCHOOLS



N/A indicates that a value could not be calculated due to inapplicability of data, or because the denominator was zero.

STUDENT ENROLLMENT: Defined as the percentage of eligible 8th grade students who are enrolled in the Scholars program as a percentage of the total of 8th grade Free and Reduced Lunch Program population for the 2014-2015 academic year. Field may be listed as 'N/A' due to unavailability of Free and Reduced Lunch data. Similarly, enrollment may exceed 100% for schools in which the Scholar population exceeds that eighth grade free and reduced lunch population.

SCHOLARTRACK REGISTRATION: Defined as the percentage of high school Scholars who are required to participate in the Scholar Success Program (graduation classes of 2017, 2018, and 2019) who have registered for a ScholarTrack account.

SCHOLAR SUCCESS PROGRAM COMPLETION: Defined as the percentage of high school Scholars who are required to participate in the Scholar Success Program who have completed all required Scholar Success Program activities during their respective cohort year.

ACADEMIC PERFORMANCE: Defined as the percentage of senior Scholars (class of 2015) who achieved a minimum GPA of 2.5 or higher

FAFSA COMPLETION: Defined as the percentage of high school senior Scholars (class of 2015) who filed the Free Application for Federal Student Aid (FAFSA) by the state deadline of March 10, 2015

Scholars.IN.gov



A program of the Indiana Commission for Higher Education

2014-2015 SCHOLAR OUTREACH SCORECARD

WEST CENTRAL SCHOOL CORP

	Local Scholars	All Scholars
Student Enrollment Eligible students enrolled in the Scholars program by June 30th of their 8th grade year	N/A	41%
ScholarTrack Registration Scholars who have a ScholarTrack account that records their completion of Scholar Success Program requirements	72%	49%
Scholar Success Program Completion Scholars completing all required Scholar Success Program activities for their grade level	72%	26%
Academic Performance Scholar earning at least the minimum cumulative 2.5 GPA required to earn the 21st Century Scholarship	62%	62%
FAFSA Completion Scholars filing the Free Application for Federal Student Aid (FAFSA) by March 10th of their high school senior year	72%	74%

N/A indicates that a value could not be calculated due to inapplicability of data, or because the denominator was zero.

STUDENT ENROLLMENT: Defined as the percentage of eligible 8th grade students who are enrolled in the Scholars program as a percentage of the total of 8th grade Free and Reduced Lunch Program population for the 2014-2015 academic year. Field may be listed as 'N/A' due to unavailability of Free and Reduced Lunch data. Similarly, enrollment may exceed 100% for schools in which the Scholar population exceeds that eighth grade free and reduced lunch population.

SCHOLARTRACK REGISTRATION: Defined as the percentage of high school Scholars who are required to participate in the Scholar Success Program (graduation classes of 2017, 2018, and 2019) who have registered for a ScholarTrack account.

SCHOLAR SUCCESS PROGRAM COMPLETION: Defined as the percentage of high school Scholars who are required to participate in the Scholar Success Program who have completed all required Scholar Success Program activities during their respective cohort year.

ACADEMIC PERFORMANCE: Defined as the percentage of senior Scholars (class of 2015) who achieved a minimum GPA of 2.5 or higher

FAFSA COMPLETION: Defined as the percentage of high school senior Scholars (class of 2015) who filed the Free Application for Federal Student Aid (FAFSA) by the state deadline of March 10, 2015

Scholars.IN.gov



2014-2015 SCHOLAR OUTREACH SCORECARD

WEST CLARK COMMUNITY SCHOOLS

	Local Scholars	All Scholars
Student Enrollment Eligible students enrolled in the Scholars program by June 30th of their 8th grade year	32%	41%
ScholarTrack Registration Scholars who have a ScholarTrack account that records their completion of Scholar Success Program requirements	32%	49%
Scholar Success Program Completion Scholars completing all required Scholar Success Program activities for their grade level	18%	26%
Academic Performance Scholar earning at least the minimum cumulative 2.5 GPA required to earn the 21st Century Scholarship	76%	62%
FAFSA Completion Scholars filing the Free Application for Federal Student Aid (FAFSA) by March 10th of their high school senior year	70%	74%

N/A indicates that a value could not be calculated due to inapplicability of data, or because the denominator was zero.

STUDENT ENROLLMENT: Defined as the percentage of eligible 8th grade students who are enrolled in the Scholars program as a percentage of the total of 8th grade Free and Reduced Lunch Program population for the 2014-2015 academic year. Field may be listed as 'N/A' due to unavailability of Free and Reduced Lunch data. Similarly, enrollment may exceed 100% for schools in which the Scholar population exceeds that eighth grade free and reduced lunch population.

SCHOLARTRACK REGISTRATION: Defined as the percentage of high school Scholars who are required to participate in the Scholar Success Program (graduation classes of 2017, 2018, and 2019) who have registered for a ScholarTrack account.

SCHOLAR SUCCESS PROGRAM COMPLETION: Defined as the percentage of high school Scholars who are required to participate in the Scholar Success Program who have completed all required Scholar Success Program activities during their respective cohort year.

ACADEMIC PERFORMANCE: Defined as the percentage of senior Scholars (class of 2015) who achieved a minimum GPA of 2.5 or higher

FAFSA COMPLETION: Defined as the percentage of high school senior Scholars (class of 2015) who filed the Free Application for Federal Student Aid (FAFSA) by the state deadline of March 10, 2015

Scholars.IN.gov



A program of the Indiana Commission for Higher Education

2014-2015 SCHOLAR OUTREACH SCORECARD

WEST GARY LIGHTHOUSE CHARTER

	Local Scholars	All Scholars
Student Enrollment Eligible students enrolled in the Scholars program by June 30th of their 8th grade year	N/A	41%
ScholarTrack Registration Scholars who have a ScholarTrack account that records their completion of Scholar Success Program requirements	64%	49%
Scholar Success Program Completion Scholars completing all required Scholar Success Program activities for their grade level	45%	26%
Academic Performance Scholar earning at least the minimum cumulative 2.5 GPA required to earn the 21st Century Scholarship	57%	62%
FAFSA Completion Scholars filing the Free Application for Federal Student Aid (FAFSA) by March 10th of their high school senior year	100%	74%

N/A indicates that a value could not be calculated due to inapplicability of data, or because the denominator was zero.

STUDENT ENROLLMENT: Defined as the percentage of eligible 8th grade students who are enrolled in the Scholars program as a percentage of the total of 8th grade Free and Reduced Lunch Program population for the 2014-2015 academic year. Field may be listed as 'N/A' due to unavailability of Free and Reduced Lunch data. Similarly, enrollment may exceed 100% for schools in which the Scholar population exceeds that eighth grade free and reduced lunch population.

SCHOLARTRACK REGISTRATION: Defined as the percentage of high school Scholars who are required to participate in the Scholar Success Program (graduation classes of 2017, 2018, and 2019) who have registered for a ScholarTrack account.

SCHOLAR SUCCESS PROGRAM COMPLETION: Defined as the percentage of high school Scholars who are required to participate in the Scholar Success Program who have completed all required Scholar Success Program activities during their respective cohort year.

ACADEMIC PERFORMANCE: Defined as the percentage of senior Scholars (class of 2015) who achieved a minimum GPA of 2.5 or higher

FAFSA COMPLETION: Defined as the percentage of high school senior Scholars (class of 2015) who filed the Free Application for Federal Student Aid (FAFSA) by the state deadline of March 10, 2015

Scholars.IN.gov



A program of the Indiana Commission for Higher Education

2014-2015 SCHOLAR OUTREACH SCORECARD

WEST LAFAYETTE COM SCHOOL CORP

	Local Scholars	All Scholars
Student Enrollment Eligible students enrolled in the Scholars program by June 30th of their 8th grade year	50%	41%
ScholarTrack Registration Scholars who have a ScholarTrack account that records their completion of Scholar Success Program requirements	68%	49%
Scholar Success Program Completion Scholars completing all required Scholar Success Program activities for their grade level	41%	26%
Academic Performance Scholar earning at least the minimum cumulative 2.5 GPA required to earn the 21st Century Scholarship	88%	62%
FAFSA Completion Scholars filing the Free Application for Federal Student Aid (FAFSA) by March 10th of their high school senior year	100%	74%

N/A indicates that a value could not be calculated due to inapplicability of data, or because the denominator was zero.

STUDENT ENROLLMENT: Defined as the percentage of eligible 8th grade students who are enrolled in the Scholars program as a percentage of the total of 8th grade Free and Reduced Lunch Program population for the 2014-2015 academic year. Field may be listed as 'N/A' due to unavailability of Free and Reduced Lunch data. Similarly, enrollment may exceed 100% for schools in which the Scholar population exceeds that eighth grade free and reduced lunch population.

SCHOLARTRACK REGISTRATION: Defined as the percentage of high school Scholars who are required to participate in the Scholar Success Program (graduation classes of 2017, 2018, and 2019) who have registered for a ScholarTrack account.

SCHOLAR SUCCESS PROGRAM COMPLETION: Defined as the percentage of high school Scholars who are required to participate in the Scholar Success Program who have completed all required Scholar Success Program activities during their respective cohort year.

ACADEMIC PERFORMANCE: Defined as the percentage of senior Scholars (class of 2015) who achieved a minimum GPA of 2.5 or higher

FAFSA COMPLETION: Defined as the percentage of high school senior Scholars (class of 2015) who filed the Free Application for Federal Student Aid (FAFSA) by the state deadline of March 10, 2015

Scholars.IN.gov



A program of the Indiana Commission for Higher Education

2014-2015 SCHOLAR OUTREACH SCORECARD

WEST NOBLE SCHOOL CORPORATION

	Local Scholars	All Scholars
Student Enrollment Eligible students enrolled in the Scholars program by June 30th of their 8th grade year	N/A	41%
ScholarTrack Registration Scholars who have a ScholarTrack account that records their completion of Scholar Success Program requirements	50%	49%
Scholar Success Program Completion Scholars completing all required Scholar Success Program activities for their grade level	14%	26%
Academic Performance Scholar earning at least the minimum cumulative 2.5 GPA required to earn the 21st Century Scholarship	70%	62%
FAFSA Completion Scholars filing the Free Application for Federal Student Aid (FAFSA) by March 10th of their high school senior year	69%	74%

N/A indicates that a value could not be calculated due to inapplicability of data, or because the denominator was zero.

STUDENT ENROLLMENT: Defined as the percentage of eligible 8th grade students who are enrolled in the Scholars program as a percentage of the total of 8th grade Free and Reduced Lunch Program population for the 2014-2015 academic year. Field may be listed as 'N/A' due to unavailability of Free and Reduced Lunch data. Similarly, enrollment may exceed 100% for schools in which the Scholar population exceeds that eighth grade free and reduced lunch population.

SCHOLARTRACK REGISTRATION: Defined as the percentage of high school Scholars who are required to participate in the Scholar Success Program (graduation classes of 2017, 2018, and 2019) who have registered for a ScholarTrack account.

SCHOLAR SUCCESS PROGRAM COMPLETION: Defined as the percentage of high school Scholars who are required to participate in the Scholar Success Program who have completed all required Scholar Success Program activities during their respective cohort year.

ACADEMIC PERFORMANCE: Defined as the percentage of senior Scholars (class of 2015) who achieved a minimum GPA of 2.5 or higher

FAFSA COMPLETION: Defined as the percentage of high school senior Scholars (class of 2015) who filed the Free Application for Federal Student Aid (FAFSA) by the state deadline of March 10, 2015

Scholars.IN.gov



A program of the Indiana Commission for Higher Education

2014-2015 SCHOLAR OUTREACH SCORECARD

WEST WASHINGTON SCHOOL CORP

	Local Scholars	All Scholars
Student Enrollment Eligible students enrolled in the Scholars program by June 30th of their 8th grade year	75%	41%
ScholarTrack Registration Scholars who have a ScholarTrack account that records their completion of Scholar Success Program requirements	63%	49%
Scholar Success Program Completion Scholars completing all required Scholar Success Program activities for their grade level	61%	26%
Academic Performance Scholar earning at least the minimum cumulative 2.5 GPA required to earn the 21st Century Scholarship	56%	62%
FAFSA Completion Scholars filing the Free Application for Federal Student Aid (FAFSA) by March 10th of their high school senior year	75%	74%

N/A indicates that a value could not be calculated due to inapplicability of data, or because the denominator was zero.

STUDENT ENROLLMENT: Defined as the percentage of eligible 8th grade students who are enrolled in the Scholars program as a percentage of the total of 8th grade Free and Reduced Lunch Program population for the 2014-2015 academic year. Field may be listed as 'N/A' due to unavailability of Free and Reduced Lunch data. Similarly, enrollment may exceed 100% for schools in which the Scholar population exceeds that eighth grade free and reduced lunch population.

SCHOLARTRACK REGISTRATION: Defined as the percentage of high school Scholars who are required to participate in the Scholar Success Program (graduation classes of 2017, 2018, and 2019) who have registered for a ScholarTrack account.

SCHOLAR SUCCESS PROGRAM COMPLETION: Defined as the percentage of high school Scholars who are required to participate in the Scholar Success Program who have completed all required Scholar Success Program activities during their respective cohort year.

ACADEMIC PERFORMANCE: Defined as the percentage of senior Scholars (class of 2015) who achieved a minimum GPA of 2.5 or higher

FAFSA COMPLETION: Defined as the percentage of high school senior Scholars (class of 2015) who filed the Free Application for Federal Student Aid (FAFSA) by the state deadline of March 10, 2015

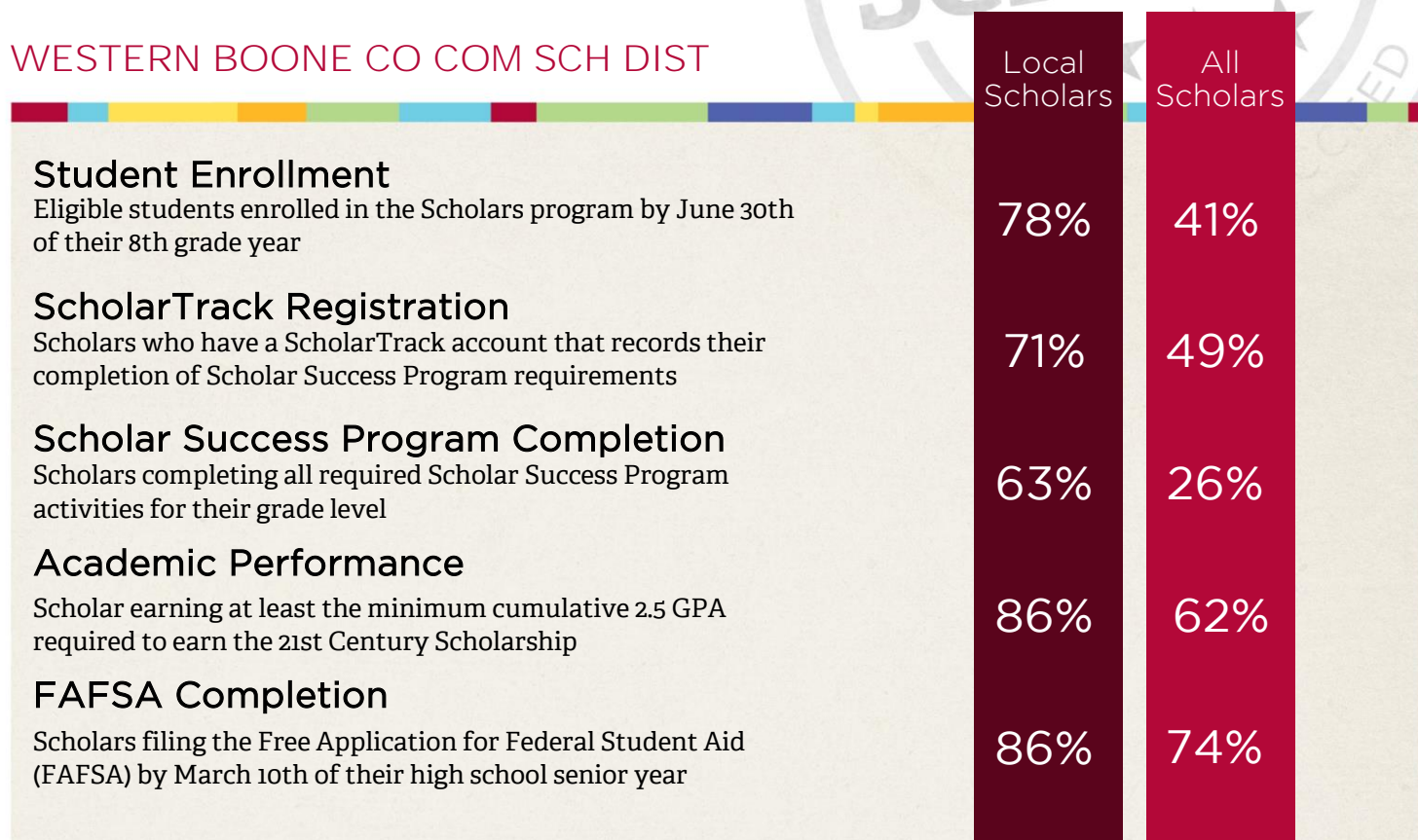
Scholars.IN.gov



A program of the Indiana Commission for Higher Education

2014-2015 SCHOLAR OUTREACH SCORECARD

WESTERN BOONE CO COM SCH DIST



N/A indicates that a value could not be calculated due to inapplicability of data, or because the denominator was zero.

STUDENT ENROLLMENT: Defined as the percentage of eligible 8th grade students who are enrolled in the Scholars program as a percentage of the total of 8th grade Free and Reduced Lunch Program population for the 2014-2015 academic year. Field may be listed as 'N/A' due to unavailability of Free and Reduced Lunch data. Similarly, enrollment may exceed 100% for schools in which the Scholar population exceeds that eighth grade free and reduced lunch population.

SCHOLARTRACK REGISTRATION: Defined as the percentage of high school Scholars who are required to participate in the Scholar Success Program (graduation classes of 2017, 2018, and 2019) who have registered for a ScholarTrack account.

SCHOLAR SUCCESS PROGRAM COMPLETION: Defined as the percentage of high school Scholars who are required to participate in the Scholar Success Program who have completed all required Scholar Success Program activities during their respective cohort year.

ACADEMIC PERFORMANCE: Defined as the percentage of senior Scholars (class of 2015) who achieved a minimum GPA of 2.5 or higher

FAFSA COMPLETION: Defined as the percentage of high school senior Scholars (class of 2015) who filed the Free Application for Federal Student Aid (FAFSA) by the state deadline of March 10, 2015

Scholars.IN.gov



2014-2015 SCHOLAR OUTREACH SCORECARD

WESTERN SCHOOL CORP

	Local Scholars	All Scholars
Student Enrollment Eligible students enrolled in the Scholars program by June 30th of their 8th grade year	N/A	41%
ScholarTrack Registration Scholars who have a ScholarTrack account that records their completion of Scholar Success Program requirements	38%	49%
Scholar Success Program Completion Scholars completing all required Scholar Success Program activities for their grade level	22%	26%
Academic Performance Scholar earning at least the minimum cumulative 2.5 GPA required to earn the 21st Century Scholarship	77%	62%
FAFSA Completion Scholars filing the Free Application for Federal Student Aid (FAFSA) by March 10th of their high school senior year	81%	74%

N/A indicates that a value could not be calculated due to inapplicability of data, or because the denominator was zero.

STUDENT ENROLLMENT: Defined as the percentage of eligible 8th grade students who are enrolled in the Scholars program as a percentage of the total of 8th grade Free and Reduced Lunch Program population for the 2014-2015 academic year. Field may be listed as 'N/A' due to unavailability of Free and Reduced Lunch data. Similarly, enrollment may exceed 100% for schools in which the Scholar population exceeds that eighth grade free and reduced lunch population.

SCHOLARTRACK REGISTRATION: Defined as the percentage of high school Scholars who are required to participate in the Scholar Success Program (graduation classes of 2017, 2018, and 2019) who have registered for a ScholarTrack account.

SCHOLAR SUCCESS PROGRAM COMPLETION: Defined as the percentage of high school Scholars who are required to participate in the Scholar Success Program who have completed all required Scholar Success Program activities during their respective cohort year.

ACADEMIC PERFORMANCE: Defined as the percentage of senior Scholars (class of 2015) who achieved a minimum GPA of 2.5 or higher

FAFSA COMPLETION: Defined as the percentage of high school senior Scholars (class of 2015) who filed the Free Application for Federal Student Aid (FAFSA) by the state deadline of March 10, 2015

Scholars.IN.gov



A program of the Indiana Commission for Higher Education

2014-2015 SCHOLAR OUTREACH SCORECARD

WESTERN WAYNE SCHOOLS

	Local Scholars	All Scholars
Student Enrollment Eligible students enrolled in the Scholars program by June 30th of their 8th grade year	N/A	41%
ScholarTrack Registration Scholars who have a ScholarTrack account that records their completion of Scholar Success Program requirements	41%	49%
Scholar Success Program Completion Scholars completing all required Scholar Success Program activities for their grade level	11%	26%
Academic Performance Scholar earning at least the minimum cumulative 2.5 GPA required to earn the 21st Century Scholarship	67%	62%
FAFSA Completion Scholars filing the Free Application for Federal Student Aid (FAFSA) by March 10th of their high school senior year	78%	74%

N/A indicates that a value could not be calculated due to inapplicability of data, or because the denominator was zero.

STUDENT ENROLLMENT: Defined as the percentage of eligible 8th grade students who are enrolled in the Scholars program as a percentage of the total of 8th grade Free and Reduced Lunch Program population for the 2014-2015 academic year. Field may be listed as 'N/A' due to unavailability of Free and Reduced Lunch data. Similarly, enrollment may exceed 100% for schools in which the Scholar population exceeds that eighth grade free and reduced lunch population.

SCHOLARTRACK REGISTRATION: Defined as the percentage of high school Scholars who are required to participate in the Scholar Success Program (graduation classes of 2017, 2018, and 2019) who have registered for a ScholarTrack account.

SCHOLAR SUCCESS PROGRAM COMPLETION: Defined as the percentage of high school Scholars who are required to participate in the Scholar Success Program who have completed all required Scholar Success Program activities during their respective cohort year.

ACADEMIC PERFORMANCE: Defined as the percentage of senior Scholars (class of 2015) who achieved a minimum GPA of 2.5 or higher

FAFSA COMPLETION: Defined as the percentage of high school senior Scholars (class of 2015) who filed the Free Application for Federal Student Aid (FAFSA) by the state deadline of March 10, 2015

Scholars.IN.gov



A program of the Indiana Commission for Higher Education

2014-2015 SCHOLAR OUTREACH SCORECARD

WESTFIELD-WASHINGTON SCHOOLS

	Local Scholars	All Scholars
Student Enrollment Eligible students enrolled in the Scholars program by June 30th of their 8th grade year	29%	41%
ScholarTrack Registration Scholars who have a ScholarTrack account that records their completion of Scholar Success Program requirements	64%	49%
Scholar Success Program Completion Scholars completing all required Scholar Success Program activities for their grade level	32%	26%
Academic Performance Scholar earning at least the minimum cumulative 2.5 GPA required to earn the 21st Century Scholarship	77%	62%
FAFSA Completion Scholars filing the Free Application for Federal Student Aid (FAFSA) by March 10th of their high school senior year	90%	74%

N/A indicates that a value could not be calculated due to inapplicability of data, or because the denominator was zero.

STUDENT ENROLLMENT: Defined as the percentage of eligible 8th grade students who are enrolled in the Scholars program as a percentage of the total of 8th grade Free and Reduced Lunch Program population for the 2014-2015 academic year. Field may be listed as 'N/A' due to unavailability of Free and Reduced Lunch data. Similarly, enrollment may exceed 100% for schools in which the Scholar population exceeds that eighth grade free and reduced lunch population.

SCHOLARTRACK REGISTRATION: Defined as the percentage of high school Scholars who are required to participate in the Scholar Success Program (graduation classes of 2017, 2018, and 2019) who have registered for a ScholarTrack account.

SCHOLAR SUCCESS PROGRAM COMPLETION: Defined as the percentage of high school Scholars who are required to participate in the Scholar Success Program who have completed all required Scholar Success Program activities during their respective cohort year.

ACADEMIC PERFORMANCE: Defined as the percentage of senior Scholars (class of 2015) who achieved a minimum GPA of 2.5 or higher


FAFSA COMPLETION: Defined as the percentage of high school senior Scholars (class of 2015) who filed the Free Application for Federal Student Aid (FAFSA) by the state deadline of March 10, 2015

Scholars.IN.gov



2014-2015 SCHOLAR OUTREACH SCORECARD

WESTVIEW SCHOOL CORPORATION



	Local Scholars	All Scholars
Student Enrollment Eligible students enrolled in the Scholars program by June 30th of their 8th grade year	18%	41%
ScholarTrack Registration Scholars who have a ScholarTrack account that records their completion of Scholar Success Program requirements	69%	49%
Scholar Success Program Completion Scholars completing all required Scholar Success Program activities for their grade level	35%	26%
Academic Performance Scholar earning at least the minimum cumulative 2.5 GPA required to earn the 21st Century Scholarship	76%	62%
FAFSA Completion Scholars filing the Free Application for Federal Student Aid (FAFSA) by March 10th of their high school senior year	71%	74%

N/A indicates that a value could not be calculated due to inapplicability of data, or because the denominator was zero.

STUDENT ENROLLMENT: Defined as the percentage of eligible 8th grade students who are enrolled in the Scholars program as a percentage of the total of 8th grade Free and Reduced Lunch Program population for the 2014-2015 academic year. Field may be listed as 'N/A' due to unavailability of Free and Reduced Lunch data. Similarly, enrollment may exceed 100% for schools in which the Scholar population exceeds that eighth grade free and reduced lunch population.

SCHOLARTRACK REGISTRATION: Defined as the percentage of high school Scholars who are required to participate in the Scholar Success Program (graduation classes of 2017, 2018, and 2019) who have registered for a ScholarTrack account.

SCHOLAR SUCCESS PROGRAM COMPLETION: Defined as the percentage of high school Scholars who are required to participate in the Scholar Success Program who have completed all required Scholar Success Program activities during their respective cohort year.

ACADEMIC PERFORMANCE: Defined as the percentage of senior Scholars (class of 2015) who achieved a minimum GPA of 2.5 or higher

FAFSA COMPLETION: Defined as the percentage of high school senior Scholars (class of 2015) who filed the Free Application for Federal Student Aid (FAFSA) by the state deadline of March 10, 2015

Scholars.IN.gov



A program of the Indiana Commission for Higher Education

2014-2015 SCHOLAR OUTREACH SCORECARD

WHITE RIVER VALLEY SCH DIST

	Local Scholars	All Scholars
Student Enrollment Eligible students enrolled in the Scholars program by June 30th of their 8th grade year	87%	41%
ScholarTrack Registration Scholars who have a ScholarTrack account that records their completion of Scholar Success Program requirements	74%	49%
Scholar Success Program Completion Scholars completing all required Scholar Success Program activities for their grade level	57%	26%
Academic Performance Scholar earning at least the minimum cumulative 2.5 GPA required to earn the 21st Century Scholarship	55%	62%
FAFSA Completion Scholars filing the Free Application for Federal Student Aid (FAFSA) by March 10th of their high school senior year	70%	74%

N/A indicates that a value could not be calculated due to inapplicability of data, or because the denominator was zero.

STUDENT ENROLLMENT: Defined as the percentage of eligible 8th grade students who are enrolled in the Scholars program as a percentage of the total of 8th grade Free and Reduced Lunch Program population for the 2014-2015 academic year. Field may be listed as 'N/A' due to unavailability of Free and Reduced Lunch data. Similarly, enrollment may exceed 100% for schools in which the Scholar population exceeds that eighth grade free and reduced lunch population.

SCHOLARTRACK REGISTRATION: Defined as the percentage of high school Scholars who are required to participate in the Scholar Success Program (graduation classes of 2017, 2018, and 2019) who have registered for a ScholarTrack account.

SCHOLAR SUCCESS PROGRAM COMPLETION: Defined as the percentage of high school Scholars who are required to participate in the Scholar Success Program who have completed all required Scholar Success Program activities during their respective cohort year.

ACADEMIC PERFORMANCE: Defined as the percentage of senior Scholars (class of 2015) who achieved a minimum GPA of 2.5 or higher

FAFSA COMPLETION: Defined as the percentage of high school senior Scholars (class of 2015) who filed the Free Application for Federal Student Aid (FAFSA) by the state deadline of March 10, 2015

Scholars.IN.gov



A program of the Indiana Commission for Higher Education

2014-2015 SCHOLAR OUTREACH SCORECARD

WHITING SCHOOL CITY

	Local Scholars	All Scholars
Student Enrollment Eligible students enrolled in the Scholars program by June 30th of their 8th grade year	N/A	41%
ScholarTrack Registration Scholars who have a ScholarTrack account that records their completion of Scholar Success Program requirements	18%	49%
Scholar Success Program Completion Scholars completing all required Scholar Success Program activities for their grade level	5%	26%
Academic Performance Scholar earning at least the minimum cumulative 2.5 GPA required to earn the 21st Century Scholarship	70%	62%
FAFSA Completion Scholars filing the Free Application for Federal Student Aid (FAFSA) by March 10th of their high school senior year	89%	74%

N/A indicates that a value could not be calculated due to inapplicability of data, or because the denominator was zero.

STUDENT ENROLLMENT: Defined as the percentage of eligible 8th grade students who are enrolled in the Scholars program as a percentage of the total of 8th grade Free and Reduced Lunch Program population for the 2014-2015 academic year. Field may be listed as 'N/A' due to unavailability of Free and Reduced Lunch data. Similarly, enrollment may exceed 100% for schools in which the Scholar population exceeds that eighth grade free and reduced lunch population.

SCHOLARTRACK REGISTRATION: Defined as the percentage of high school Scholars who are required to participate in the Scholar Success Program (graduation classes of 2017, 2018, and 2019) who have registered for a ScholarTrack account.

SCHOLAR SUCCESS PROGRAM COMPLETION: Defined as the percentage of high school Scholars who are required to participate in the Scholar Success Program who have completed all required Scholar Success Program activities during their respective cohort year.

ACADEMIC PERFORMANCE: Defined as the percentage of senior Scholars (class of 2015) who achieved a minimum GPA of 2.5 or higher

FAFSA COMPLETION: Defined as the percentage of high school senior Scholars (class of 2015) who filed the Free Application for Federal Student Aid (FAFSA) by the state deadline of March 10, 2015

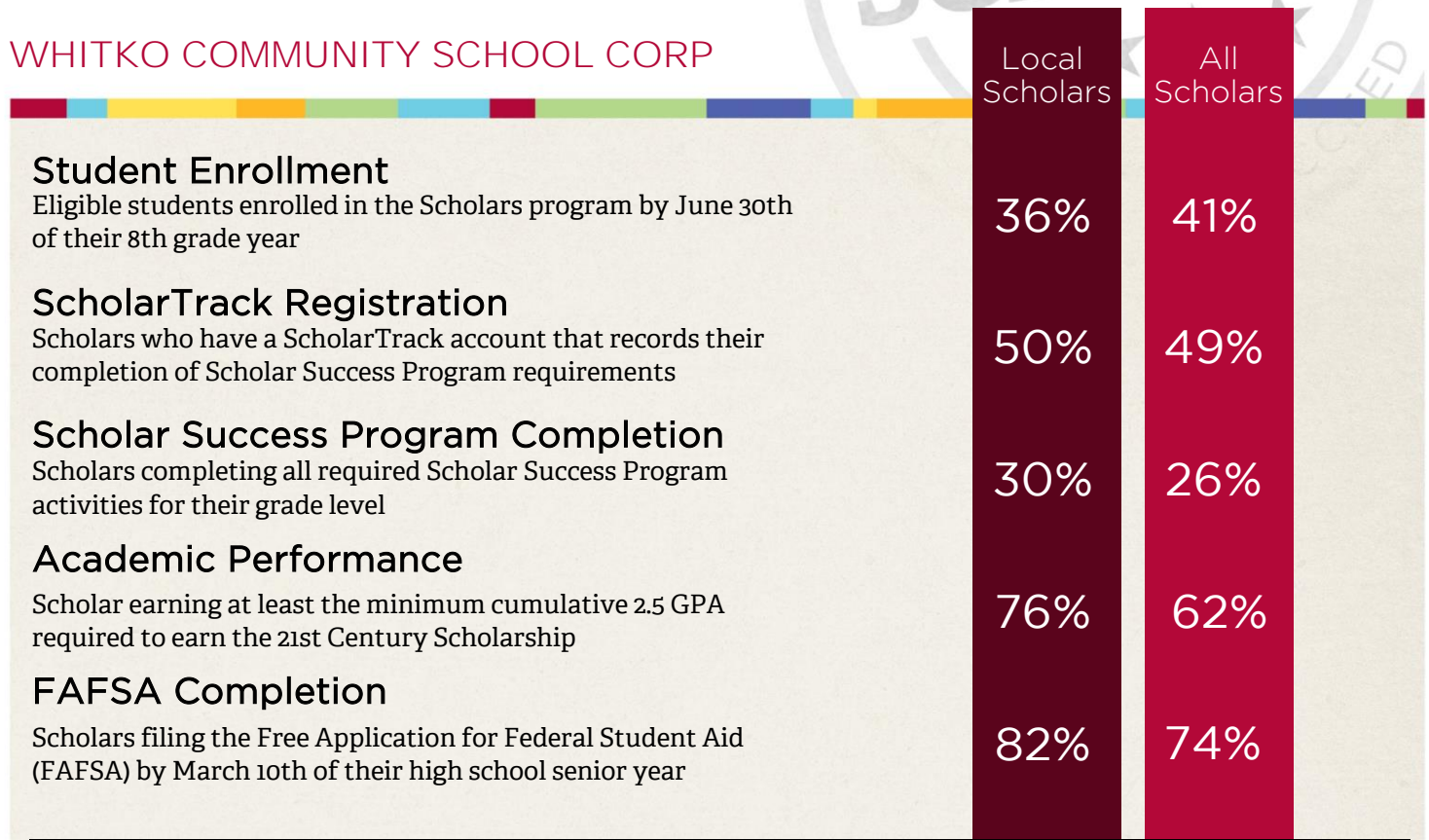
Scholars.IN.gov



A program of the Indiana Commission for Higher Education

2014-2015 SCHOLAR OUTREACH SCORECARD

WHITKO COMMUNITY SCHOOL CORP



N/A indicates that a value could not be calculated due to inapplicability of data, or because the denominator was zero.

STUDENT ENROLLMENT: Defined as the percentage of eligible 8th grade students who are enrolled in the Scholars program as a percentage of the total of 8th grade Free and Reduced Lunch Program population for the 2014-2015 academic year. Field may be listed as 'N/A' due to unavailability of Free and Reduced Lunch data. Similarly, enrollment may exceed 100% for schools in which the Scholar population exceeds that eighth grade free and reduced lunch population.

SCHOLARTRACK REGISTRATION: Defined as the percentage of high school Scholars who are required to participate in the Scholar Success Program (graduation classes of 2017, 2018, and 2019) who have registered for a ScholarTrack account.

SCHOLAR SUCCESS PROGRAM COMPLETION: Defined as the percentage of high school Scholars who are required to participate in the Scholar Success Program who have completed all required Scholar Success Program activities during their respective cohort year.

ACADEMIC PERFORMANCE: Defined as the percentage of senior Scholars (class of 2015) who achieved a minimum GPA of 2.5 or higher

FAFSA COMPLETION: Defined as the percentage of high school senior Scholars (class of 2015) who filed the Free Application for Federal Student Aid (FAFSA) by the state deadline of March 10, 2015


Scholars.IN.gov



A program of the Indiana Commission for Higher Education

2014-2015 SCHOLAR OUTREACH SCORECARD

WHITLEY CO CONS SCHOOLS



	Local Scholars	All Scholars
Student Enrollment Eligible students enrolled in the Scholars program by June 30th of their 8th grade year	32%	41%
ScholarTrack Registration Scholars who have a ScholarTrack account that records their completion of Scholar Success Program requirements	71%	49%
Scholar Success Program Completion Scholars completing all required Scholar Success Program activities for their grade level	52%	26%
Academic Performance Scholar earning at least the minimum cumulative 2.5 GPA required to earn the 21st Century Scholarship	67%	62%
FAFSA Completion Scholars filing the Free Application for Federal Student Aid (FAFSA) by March 10th of their high school senior year	79%	74%

N/A indicates that a value could not be calculated due to inapplicability of data, or because the denominator was zero.

STUDENT ENROLLMENT: Defined as the percentage of eligible 8th grade students who are enrolled in the Scholars program as a percentage of the total of 8th grade Free and Reduced Lunch Program population for the 2014-2015 academic year. Field may be listed as 'N/A' due to unavailability of Free and Reduced Lunch data. Similarly, enrollment may exceed 100% for schools in which the Scholar population exceeds that eighth grade free and reduced lunch population.

SCHOLARTRACK REGISTRATION: Defined as the percentage of high school Scholars who are required to participate in the Scholar Success Program (graduation classes of 2017, 2018, and 2019) who have registered for a ScholarTrack account.

SCHOLAR SUCCESS PROGRAM COMPLETION: Defined as the percentage of high school Scholars who are required to participate in the Scholar Success Program who have completed all required Scholar Success Program activities during their respective cohort year.

ACADEMIC PERFORMANCE: Defined as the percentage of senior Scholars (class of 2015) who achieved a minimum GPA of 2.5 or higher

FAFSA COMPLETION: Defined as the percentage of high school senior Scholars (class of 2015) who filed the Free Application for Federal Student Aid (FAFSA) by the state deadline of March 10, 2015

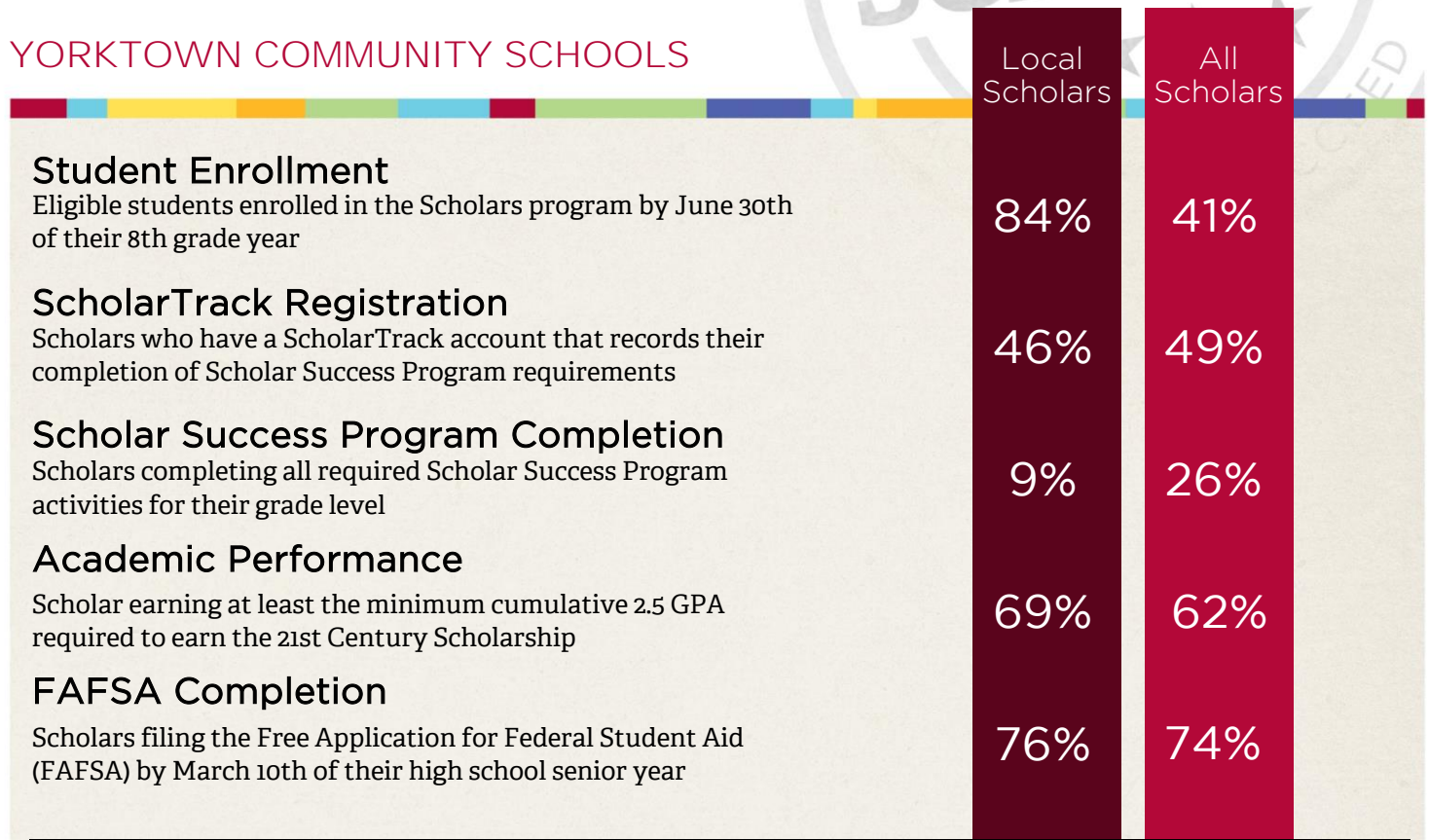
Scholars.IN.gov



A program of the Indiana Commission for Higher Education

2014-2015 SCHOLAR OUTREACH SCORECARD

YORKTOWN COMMUNITY SCHOOLS



N/A indicates that a value could not be calculated due to inapplicability of data, or because the denominator was zero.

STUDENT ENROLLMENT: Defined as the percentage of eligible 8th grade students who are enrolled in the Scholars program as a percentage of the total of 8th grade Free and Reduced Lunch Program population for the 2014-2015 academic year. Field may be listed as 'N/A' due to unavailability of Free and Reduced Lunch data. Similarly, enrollment may exceed 100% for schools in which the Scholar population exceeds that eighth grade free and reduced lunch population.

SCHOLARTRACK REGISTRATION: Defined as the percentage of high school Scholars who are required to participate in the Scholar Success Program (graduation classes of 2017, 2018, and 2019) who have registered for a ScholarTrack account.

SCHOLAR SUCCESS PROGRAM COMPLETION: Defined as the percentage of high school Scholars who are required to participate in the Scholar Success Program who have completed all required Scholar Success Program activities during their respective cohort year.

ACADEMIC PERFORMANCE: Defined as the percentage of senior Scholars (class of 2015) who achieved a minimum GPA of 2.5 or higher

FAFSA COMPLETION: Defined as the percentage of high school senior Scholars (class of 2015) who filed the Free Application for Federal Student Aid (FAFSA) by the state deadline of March 10, 2015

Scholars.IN.gov



2014-2015 SCHOLAR OUTREACH SCORECARD

ZIONSVILLE COMMUNITY SCHOOLS

	Local Scholars	All Scholars
Student Enrollment Eligible students enrolled in the Scholars program by June 30th of their 8th grade year	56%	41%
ScholarTrack Registration Scholars who have a ScholarTrack account that records their completion of Scholar Success Program requirements	57%	49%
Scholar Success Program Completion Scholars completing all required Scholar Success Program activities for their grade level	41%	26%
Academic Performance Scholar earning at least the minimum cumulative 2.5 GPA required to earn the 21st Century Scholarship	75%	62%
FAFSA Completion Scholars filing the Free Application for Federal Student Aid (FAFSA) by March 10th of their high school senior year	88%	74%

N/A indicates that a value could not be calculated due to inapplicability of data, or because the denominator was zero.

STUDENT ENROLLMENT: Defined as the percentage of eligible 8th grade students who are enrolled in the Scholars program as a percentage of the total of 8th grade Free and Reduced Lunch Program population for the 2014-2015 academic year. Field may be listed as 'N/A' due to unavailability of Free and Reduced Lunch data. Similarly, enrollment may exceed 100% for schools in which the Scholar population exceeds that eighth grade free and reduced lunch population.

SCHOLARTRACK REGISTRATION: Defined as the percentage of high school Scholars who are required to participate in the Scholar Success Program (graduation classes of 2017, 2018, and 2019) who have registered for a ScholarTrack account.

SCHOLAR SUCCESS PROGRAM COMPLETION: Defined as the percentage of high school Scholars who are required to participate in the Scholar Success Program who have completed all required Scholar Success Program activities during their respective cohort year.

ACADEMIC PERFORMANCE: Defined as the percentage of senior Scholars (class of 2015) who achieved a minimum GPA of 2.5 or higher

FAFSA COMPLETION: Defined as the percentage of high school senior Scholars (class of 2015) who filed the Free Application for Federal Student Aid (FAFSA) by the state deadline of March 10, 2015

Scholars.IN.gov



A program of the Indiana Commission for Higher Education